

Monthly Portfolio Statement as on November 30, 2024

ISIN	Name of the Instrument	Industry / Rating	Quantity	Market/Fair Value (Rs. in Lacs)	% to NAV	YIELD
	Equity & Equity related					
	(a) Listed / awaiting listing on Stock Exchanges					
INE134E01011	Power Finance Corporation Limited	Finance	2,00,00,000	99,060.00	2.86%	
INE262H01021	Persistent Systems Limited	IT - Software	16,77,270	99,053.70	2.86%	
INE149A01033	Cholamandalam Financial Holdings Limited	Finance	55,00,000	89,749.00	2.60%	
INE118H01025	BSE Limited	Capital Markets	18,94,500	88,487.36	2.56%	
INE061F01013	Fortis Healthcare Limited	Healthcare Services	1,32,56,434	87,386.41	2.53%	
INE171A01029	The Federal Bank Limited	Banks	4,00,00,000	84,312.00	2.44%	
INE226A01021	Volitas Limited	Consumer Durables	50,00,000	82,912.50	2.40%	
INE200A01039	Varun Beverages Limited	Beverages	1,25,90,165	78,210.10	2.38%	
INE935N01020	Dixon Technologies (India) Limited	Consumer Durables	4,30,000	67,971.82	1.97%	
INE121J01017	Indus Towers Limited	Telecom - Services	1,80,00,000	62,883.00	1.82%	
INE663F01024	Info Edge (India) Limited	Retailing	7,50,000	61,914.75	1.79%	
INE758T01015	Zomato Limited	Retailing	2,20,00,000	61,547.20	1.78%	
INE811K01011	Prestige Estates Projects Limited	Realty	37,27,054	61,516.89	1.78%	
INE180A01020	Max Financial Services Limited	Insurance	51,00,000	57,831.45	1.67%	
INE027H01010	Max Healthcare Institute Limited	Healthcare Services	58,00,000	56,825.50	1.64%	
INE195A01028	Supreme Industries Limited	Industrial Products	12,04,885	56,040.41	1.62%	
INE733E01010	NTPC Limited	Power	1,51,57,206	55,119.18	1.59%	
INE208B01018	REC Limited	Finance	1,00,00,000	53,269.00	1.54%	
INE326A01037	Lupin Limited	Pharmaceuticals & Biotechnology	25,00,000	51,268.75	1.48%	
INE974X01010	Tube Investments of India Limited	Auto Components	13,75,617	49,392.22	1.43%	
INE068V01023	Gland Pharma Limited	Pharmaceuticals & Biotechnology	28,00,000	48,664.00	1.41%	
INE671A01038	IPCA Laboratories Limited	Pharmaceuticals & Biotechnology	31,00,000	47,819.05	1.38%	
INE053A01029	The Indian Hotels Company Limited	Leisure Services	60,00,000	47,601.00	1.38%	
INE849A01020	Trent Limited	Retailing	7,00,000	47,567.80	1.38%	
INE702C01027	APL Apollo Tubes Limited	Industrial Products	30,00,000	45,492.00	1.32%	
INE465A01025	Bharat Forge Limited	Auto Components	34,00,000	45,296.50	1.31%	
INE298A01020	Cummins India Limited	Industrial Products	13,00,000	45,288.10	1.31%	
INE82J01020	One 97 Communications Limited	Financial Technology (Fintech)	50,00,000	45,087.50	1.30%	
INE949L01017	AU Small Finance Bank Limited	Banks	77,00,000	44,917.95	1.30%	
INE06F01027	Hyundai Motor India Ltd	Automobiles	23,35,590	44,762.75	1.29%	
INE540L01014	Alkem Laboratories Limited	Pharmaceuticals & Biotechnology	7,90,000	44,575.36	1.29%	
INE775A01035	Samvardhana Motherson International Limited	Auto Components	2,70,00,000	43,864.20	1.27%	
INE797F01020	Jubilant Foodworks Limited	Leisure Services	67,00,000	43,184.85	1.25%	
INE761H01022	Page Industries Limited	Textiles & Apparels	96,000	42,859.10	1.24%	
INE208A01029	Ashok Leyland Limited	Agricultural, Commercial & Construction Vehicles	1,80,00,000	41,774.40	1.21%	
INE589A01014	NLC India Limited	Power	1,60,96,145	41,664.87	1.20%	
INE732010113	Angel One Limited	Capital Markets	13,84,041	40,097.05	1.18%	
INE986F01025	United Breweries Limited	Beverages	20,50,000	39,985.25	1.16%	
INE765G01017	ICICI Lombard General Insurance Company Limited	Insurance	20,00,000	37,237.00	1.08%	
INE813H01021	Torrent Power Limited	Power	23,99,796	36,253.57	1.05%	
INE111A01025	Container Corporation of India Limited	Transport Services	41,88,220	34,693.12	1.00%	
INE006I01046	Astral Limited	Industrial Products	19,03,149	34,075.88	0.99%	
INE067A01029	CG Power and Industrial Solutions Limited	Electrical Equipment	46,00,000	33,683.50	0.97%	
INE00R701025	Dalmia Bharat Limited	Cement & Cement Products	18,00,000	32,766.30	0.95%	
INE356A01018	Mphasis Limited	IT - Software	11,00,000	32,720.05	0.95%	
INE263A01024	Bharat Electronics Limited	Aerospace & Defense	1,00,00,000	30,800.00	0.89%	
INE464L01027	InterGlobe Aviation Limited	Transport Services	7,00,000	30,652.30	0.89%	
INE737J01026	Balukrishna Industries Limited	Auto Components	11,00,000	30,581.65	0.88%	
INE613H01037	Endurance Technologies Limited	Auto Components	13,00,000	30,525.30	0.88%	
INE342J01019	ZF Commercial Vehicle Control Systems India Limited	Auto Components	2,22,000	27,713.59	0.80%	
INE872J01023	Devyani International Limited	Leisure Services	1,68,04,941	27,436.34	0.79%	
INE200A01026	GE Vernova T&D India Limited	Electrical Equipment	15,00,000	26,343.00	0.76%	
INE176A01028	Bata India Limited	Consumer Durables	18,00,000	25,395.30	0.73%	
INE844O01030	Gujarat Gas Limited	Gas	51,44,783	24,682.10	0.71%	
INE066F01020	Hindustan Aeronautics Limited	Aerospace & Defense	5,50,000	24,622.68	0.71%	
INE299U01018	Crompton Greaves Consumer Electricals Limited	Consumer Durables	60,00,000	24,582.00	0.71%	
INE120A01034	Carborundum Universal Limited	Industrial Products	16,75,041	24,441.36	0.71%	
INE09A01011	Gujarat Fluorochemicals Limited	Chemicals & Petrochemicals	6,05,000	23,941.08	0.69%	
INE238A01034	Axis Bank Limited	Banks	21,00,000	23,862.30	0.69%	
INE774D01024	Mahindra & Mahindra Financial Services Limited	Finance	85,10,309	23,267.18	0.67%	
INE00F201020	Prudent Corporate Advisory Services Limited	Capital Markets	7,45,047	22,681.84	0.66%	
INE00NG01011	NTPC Green Energy Limited	Power	1,81,55,964	22,665.91	0.66%	
INE438A01022	Apollo Tyres Limited	Auto Components	43,99,185	22,420.45	0.65%	
INE325A01013	Timken India Limited	Industrial Products	6,46,271	21,833.62	0.63%	
INE169A01031	Coromandel International Limited	Fertilizers & Agrochemicals	12,10,830	21,661.75	0.63%	
INE513A01022	Schaeffler India Limited	Auto Components	6,00,000	21,505.20	0.62%	
INE726G01019	ICICI Prudential Life Insurance Company Limited	Insurance	30,00,000	20,989.50	0.61%	
INE073K01018	Sona BLW Precision Forgings Limited	Auto Components	29,87,915	20,066.84	0.58%	
INE470A01017	3M India Limited	Diversified	60,000	19,347.18	0.56%	
INE388Y01029	FSN E-Commerce Ventures Limited	Retailing	1,10,00,000	18,926.60	0.55%	
INE387A01021	Sundram Fasteners Limited	Auto Components	15,97,598	18,406.73	0.53%	
INE323A01026	Bosch Limited	Auto Components	51,070	17,857.24	0.52%	
INE462A01022	Bayer Cropscience Limited	Fertilizers & Agrochemicals	3,03,512	17,276.81	0.50%	
INE584A01023	NMDC Limited	Minerals & Mining	75,08,691	17,275.25	0.50%	
INE562A01011	Indian Bank	Banks	30,00,000	17,229.00	0.50%	
INE288B01029	Deepak Nitrite Limited	Chemicals & Petrochemicals	5,93,778	16,193.81	0.47%	
INE257A01026	Bharat Heavy Electricals Limited	Electrical Equipment	64,29,372	16,143.51	0.47%	
INE09A01016	Bank of India	Banks	1,45,00,000	16,022.50	0.46%	
INE0UQ0S01011	Sanofi Consumer Healthcare India Limited	Pharmaceuticals & Biotechnology	3,30,181	15,832.55	0.46%	
INE944F01028	Radico Khaitan Limited	Beverages	6,14,119	15,094.12	0.44%	
INE058A01010	Sanofi India Limited	Pharmaceuticals & Biotechnology	2,26,766	14,491.48	0.42%	
INE159A01016	GlaxoSmithKline Pharmaceuticals Limited	Pharmaceuticals & Biotechnology	5,59,000	13,664.20	0.40%	
INE072T01019	Restaurant Brands Asia Limited	Leisure Services	1,50,81,195	13,099.53	0.38%	
INE823G01014	JK Cement Limited	Cement & Cement Products	3,02,470	12,940.42	0.37%	
INEOCL01024	Rategain Travel Technologies Limited	IT - Software	17,05,019	11,967.53	0.35%	
INE572A01036	JB Chemicals & Pharmaceuticals Limited	Pharmaceuticals & Biotechnology	6,84,292	11,874.52	0.34%	
INE203G01027	Indraprastha Gas Limited	Gas	34,52,265	11,290.63	0.33%	
INE256A01028	Zee Entertainment Enterprises Limited	Entertainment	82,57,000	10,664.74	0.31%	
INE151A01013	Tata Communications Limited	Telecom - Services	5,90,000	10,555.09	0.30%	
INE864I01014	MTAR Technologies Limited	Aerospace & Defense	5,67,479	10,144.54	0.29%	
INE692A01016	Union Bank of India	Banks	80,00,000	9,729.60	0.28%	
INE00WC01027	Affle (India) Limited	IT - Services	5,88,586	9,530.68	0.28%	
INE372A01015	Apar Industries Limited	Electrical Equipment	87,052	8,793.43	0.25%	
INE031B01049	Ajanta Pharma Limited	Pharmaceuticals & Biotechnology	2,85,831	8,639.38	0.25%	
INE474Q01031	Global Health Limited	Healthcare Services	6,70,484	7,208.71	0.21%	
INE377Y01014	Bajaj Housing Finance Limited	Finance	9,19,772	1,249.69	0.04%	
	Subtotal			33,90,694.13	98.08%	
	(b) UNLISTED					
INE671B01034	Globsyn Technologies Limited**	IT - Services	20,000	0.00	\$0.00%	
	Subtotal			0.00	0.00%	
	Total			33,90,694.13	98.08%	
	Money Market Instruments					
	Triparty Repo/ Reverse Repo Instrument					
	Triparty Repo			71,599.22	2.07%	
	Total			71,599.22	2.07%	
	OTHERS					
	Cash Margin - CCIL			39.80	\$0.00%	
	Total			39.80	0.00%	
	Net Current Assets			(3,969.97)	-0.15%	
	GRAND TOTAL			34,58,363.18	100.00%	

** Non Traded Securities/ Illiquid Securities
\$ Less Than 0.01% of NAV

BENCHMARK NAME - NIFTY MIDCAP 150 TRI
BENCHMARK RISK-O-METER

SCHEME RISK-O-METER



Monthly Portfolio Statement as on November 30,2024

ISIN	Name of the Instrument	Industry / Rating	Quantity	Market/Fair Value (Rs. in Lacs)	% to NAV	YIELD
	Equity & Equity related					
	(a) Listed / awaiting listing on Stock Exchanges					
INE040A01034	HDFC Bank Limited	Banks	15,67,925	28,160.72	5.08%	
INE090A01021	ICICI Bank Limited	Banks	16,15,442	21,002.36	3.79%	
INE935N01020	Dixon Technologies (India) Limited	Consumer Durables	1,10,000	17,388.14	3.14%	
INE009A01021	Infosys Limited	IT - Software	8,80,000	16,349.08	2.95%	
INE397D01024	Bharti Airtel Limited	Telecom - Services	10,00,000	16,271.50	2.93%	
INE797F01020	Jubilant Foodworks Limited	Leisure Services	24,54,200	15,818.55	2.85%	
INE591G01017	Coforge Limited	IT - Software	1,77,388	15,407.66	2.78%	
INE571A01038	IPCA Laboratories Limited	Pharmaceuticals & Biotechnology	940,000	14,499.97	2.61%	
INE214T01019	LTI Mindtree Limited	IT - Software	2,30,000	14,196.52	2.56%	
INE262H01021	Persistent Systems Limited	IT - Software	2,25,000	13,287.71	2.40%	
INE646L01027	InterGlobe Aviation Limited	Transport Services	2,91,552	12,766.77	2.30%	
INE257A01026	Bharat Heavy Electricals Limited	Electrical Equipment	50,00,000	12,554.50	2.26%	
INE102D01028	Godrej Consumer Products Limited	Personal Products	9,85,000	12,259.80	2.21%	
INE733E01010	NTPC Limited	Power	33,00,000	12,000.45	2.16%	
INE002A01018	Reliance Industries Limited	Petroleum Products	9,20,000	11,888.24	2.14%	
INE134E01011	Power Finance Corporation Limited	Finance	21,75,000	10,772.78	1.94%	
INE067A01029	CG Power and Industrial Solutions Limited	Electrical Equipment	14,40,599	10,548.79	1.90%	
INE406A01037	Aurobindo Pharma Limited	Pharmaceuticals & Biotechnology	8,00,000	10,100.80	1.82%	
INE749A01030	Jindal Steel & Power Limited	Ferrous Metals	10,77,144	9,763.77	1.76%	
INE205A01025	Vedanta Limited	Diversified Metals	21,10,365	9,570.51	1.73%	
INE062A01020	State Bank of India	Banks	11,08,432	9,299.19	1.68%	
INE066F01020	Hindustan Aeronautics Limited	Aerospace & Defense	2,00,000	8,953.70	1.61%	
INE101A01026	Mahindra & Mahindra Limited	Automobiles	2,76,403	8,198.39	1.48%	
INE761H01022	Page Industries Limited	Textiles & Apparels	18,219	8,133.85	1.47%	
INE686F01025	United Breweries Limited	Beverages	4,10,473	8,006.28	1.44%	
INE758T01015	Zomato Limited	Retailing	28,50,907	7,975.70	1.44%	
INE094A01015	Hindustan Petroleum Corporation Limited	Petroleum Products	20,51,459	7,859.14	1.42%	
INE171A01029	The Federal Bank Limited	Banks	37,25,000	7,851.56	1.42%	
INE018A01030	Larsen & Toubro Limited	Construction	2,00,066	7,452.06	1.34%	
INE752E01010	Power Grid Corporation of India Limited	Power	22,50,000	7,411.50	1.34%	
INE066A01021	Eicher Motors Limited	Automobiles	1,50,000	7,247.78	1.31%	
INE474Q01031	Global Health Limited	Healthcare Services	5,97,296	6,421.83	1.16%	
INE795G01014	HDFC Life Insurance Company Limited	Insurance	9,50,000	6,248.63	1.13%	
INE238A01034	Axis Bank Limited	Banks	5,39,583	6,131.28	1.11%	
INE584A01023	NMDC Limited	Minerals & Mining	26,00,000	5,981.82	1.08%	
INE006I01046	Astral Limited	Industrial Products	3,27,327	5,860.79	1.06%	
INE811K01011	Prestige Estates Projects Limited	Realty	3,50,000	5,776.93	1.04%	
INE465A01025	Bharat Forge Limited	Auto Components	4,31,000	5,742.00	1.04%	
INE027H01010	Max Healthcare Institute Limited	Healthcare Services	5,84,435	5,726.00	1.03%	
INE417T01026	PB Fintech Limited	Financial Technology (Fintech)	3,00,059	5,682.82	1.02%	
INE765G01017	ICICI Lombard General Insurance Company Limited	Insurance	2,97,857	5,545.65	1.00%	
INE585B01010	Maruti Suzuki India Limited	Automobiles	50,000	5,537.10	1.00%	
INE178B01034	Havells India Limited	Consumer Durables	3,20,000	5,497.60	0.99%	
INE823G01014	JK Cement Limited	Cement & Cement Products	1,27,877	5,470.90	0.99%	
INE463A01038	Berger Paints (I) Limited	Consumer Durables	10,44,988	5,159.11	0.93%	
INE775A01035	Samvardhana Motherson International Limited	Auto Components	31,00,000	5,036.26	0.91%	
INE192R01011	Avenue Supermarts Limited	Retailing	1,28,305	4,759.60	0.86%	
INE949L01017	AU Small Finance Bank Limited	Banks	8,03,090	4,684.83	0.84%	
INE263A01024	Bharat Electronics Limited	Aerospace & Defense	15,00,000	4,620.00	0.83%	
INE068V01023	Gland Pharma Limited	Pharmaceuticals & Biotechnology	2,49,078	4,328.98	0.78%	
INE467B01029	Tata Consultancy Services Limited	IT - Software	1,00,569	4,295.15	0.77%	
INE982J01020	One 97 Communications Limited	Financial Technology (Fintech)	4,70,000	4,238.23	0.76%	
INE245A01021	Tata Power Company Limited	Power	10,00,000	4,141.50	0.75%	
INE226A01021	Voltas Limited	Consumer Durables	2,36,310	3,918.61	0.71%	
INE589A01014	NLC India Limited	Power	15,00,000	3,882.75	0.70%	
INE154A01025	ITC Limited	Diversified FMCG	7,96,491	3,797.27	0.68%	
INE388Y01029	FSN E-Commerce Ventures Limited	Retailing	22,06,569	3,796.62	0.68%	
INE917I01010	Bajaj Auto Limited	Automobiles	40,660	3,673.08	0.66%	
INE343G01021	Bharti Hexacom Limited	Telecom - Services	2,62,468	3,612.08	0.65%	
INE09N301011	Gujarat Fluorochemicals Limited	Chemicals & Petrochemicals	88,263	3,492.74	0.63%	
INE296A01024	Bajaj Finance Limited	Finance	49,723	3,269.73	0.59%	
INE003A01024	Siemens Limited	Electrical Equipment	40,000	3,024.34	0.55%	
INE271C01023	DLF Limited	Realty	3,50,000	2,880.33	0.52%	
INE685A01028	Torrent Pharmaceuticals Limited	Pharmaceuticals & Biotechnology	77,284	2,569.07	0.46%	
INE660A01013	Sundaram Finance Limited	Finance	64,485	2,559.02	0.46%	
INE111A01025	Container Corporation of India Limited	Transport Services	3,00,000	2,485.05	0.45%	
INE481G01011	UltraTech Cement Limited	Cement & Cement Products	20,000	2,240.43	0.40%	
INE326A01037	Lupin Limited	Pharmaceuticals & Biotechnology	1,00,000	2,050.75	0.37%	
INE361B01024	Divi's Laboratories Limited	Pharmaceuticals & Biotechnology	30,000	1,851.81	0.33%	
INE913H01037	Endurance Technologies Limited	Auto Components	65,663	1,541.83	0.28%	
INE702C01027	APL Apollo Tubes Limited	Industrial Products	99,980	1,516.10	0.27%	
INE213A01029	Oil & Natural Gas Corporation Limited	Oil	5,60,235	1,438.12	0.26%	
INE118H01025	BSE Limited	Capital Markets	30,000	1,401.23	0.25%	
INE171Z01026	Bharat Dynamics Limited	Aerospace & Defense	79,000	908.50	0.16%	
INE376G01013	Biocon Limited	Pharmaceuticals & Biotechnology	2,33,964	854.32	0.15%	
INE0QNG01011	NTPC Green Energy Limited	Power	3,88,746	485.31	0.09%	
INE377Y01014	Bajaj Housing Finance Limited	Finance	1,37,569	186.92	0.03%	
	Subtotal			5,47,320.79	98.67%	
	(b) UNLISTED			NIL	NIL	NIL
	Subtotal			NIL	NIL	NIL
	Total			5,47,320.79	98.67%	
	Money Market Instruments					
	Triparty Repo/ Reverse Repo Instrument					
	Triparty Repo			4,501.90	0.81%	
	Total			4,501.90	0.81%	
	OTHERS					
	Cash Margin - CCIL			4.70	\$0.00%	
	Total			4.70	0.00%	
	Net Current Assets			2,789.19	0.52%	
	GRAND TOTAL			5,54,616.58	100.00%	

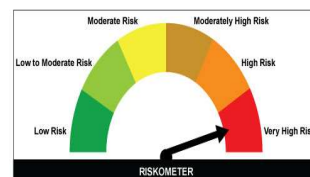
\$ Less Than 0.01% of NAV

SCHEME RISK-O-METER



BENCHMARK NAME - NIFTY LARGEMIDCAP 250 TRI

BENCHMARK RISK-O-METER



Monthly Portfolio Statement as on November 30, 2024

ISIN	Name of the Instrument	Industry / Rating	Quantity	Market/Fair Value (Rs. in Lacs)	% to NAV	YIELD	
Debt Instruments							
(a) Listed / awaiting listing on Stock Exchange							
Government Securities							
IN0020240019	7.1% Government of India	SOVEREIGN	6,85,00,000	67,946.31	10.46%	6.90%	
IN0020230077	7.18% Government of India	SOVEREIGN	2,10,00,000	21,536.49	3.32%	6.99%	
IN0020230135	7.32% Government of India	SOVEREIGN	2,05,00,000	21,059.65	3.24%	6.87%	
IN0020240126	6.79% Government of India	SOVEREIGN	1,70,00,000	17,040.65	2.62%	6.87%	
IN0020230036	7.17% Government of India	SOVEREIGN	75,00,000	7,637.87	1.18%	6.87%	
IN3520230027	7.4% State Government Securities	SOVEREIGN	75,00,000	7,596.72	1.17%	7.24%	
IN3320190264	7.1% State Government Securities	SOVEREIGN	75,00,000	7,503.75	1.16%	7.21%	
IN2220201122	7.76% State Government Securities	SOVEREIGN	45,00,000	4,636.10	0.71%	7.24%	
IN2220220080	7.86% State Government Securities	SOVEREIGN	25,00,000	2,583.73	0.40%	7.24%	
IN0020240027	7.23% Government of India	SOVEREIGN	25,00,000	2,582.69	0.40%	6.98%	
IN3120230336	7.67% State Government Securities	SOVEREIGN	25,00,000	2,565.45	0.39%	7.25%	
IN2920200267	6.2% State Government Securities	SOVEREIGN	25,00,000	2,454.32	0.38%	7.08%	
Non Convertible Debentures							
INE115A07QJ9	7.75% LIC Housing Finance Limited	CRISIL AAA	13,500	13,570.39	2.09%	7.60%	
INE261F08DV4	7.62% National Bank For Agriculture and Rural Development**	CRISIL AAA	12,800	12,851.83	1.98%	7.46%	
INE556F08K58	7.34% Small Industries Dev Bank of India**	CRISIL AAA	12,500	12,443.84	1.92%	7.47%	
INE296A07TD7	7.98% Bajaj Finance Limited**	CRISIL AAA	11,500	11,583.92	1.78%	7.77%	
INE507T07138	7.89% Summit Digital Infrastructure Limited**	CRISIL AAA	11,000	11,143.42	1.72%	7.74%	
INE033L07H5	8.05% Tata Capital Housing Finance Limited**	CRISIL AAA	11,000	11,099.90	1.71%	7.79%	
INE514E08FT8	6.35% Export Import Bank of India**	CRISIL AAA	1,100	10,971.02	1.69%	7.23%	
INE261F08EJ7	7.64% National Bank For Agriculture and Rural Development**	ICRA AAA	10,500	10,578.89	1.63%	7.46%	
INE0NDH07035	7.72% Nexus Select Trust - REIT**	CRISIL AAA	10,500	10,509.23	1.62%	7.91%	
INE936D07182	7.9% Jamnagar Utilities & Power Private Limited**	CRISIL AAA	10,000	10,110.99	1.56%	7.52%	
INE75608256	8.4% HDB Financial Services Limited**	CRISIL AAA	10,000	10,041.51	1.55%	8.33%	
INE7608KX5	9.24% Mahindra & Mahindra Financial Services Limited**	CRISIL AAA	9,000	9,161.50	1.41%	8.18%	
INE556F08KR0	7.47% Small Industries Dev Bank of India**	CRISIL AAA	10,000	9,995.17	1.54%	7.47%	
INE507T07070	7.4% Summit Digital Infrastructure Limited**	CRISIL AAA	1,000	9,959.74	1.53%	7.74%	
INE053F07AY7	8.45% Indian Railway Finance Corporation Limited**	CRISIL AAA	950	9,879.09	1.52%	7.27%	
INE062A08256	6.24% State Bank of India**	CRISIL AAA	1,000	9,842.62	1.52%	6.57%	
INE033L07U1	7.86% Tata Capital Housing Finance Limited**	CRISIL AAA	9,500	9,523.54	1.47%	7.79%	
INE757Y07508	7.89% Bajaj Housing Finance Limited**	CRISIL AAA	9,000	9,161.50	1.41%	7.81%	
INE507T07062	6.59% Summit Digital Infrastructure Limited**	CRISIL AAA	900	8,872.91	1.37%	7.79%	
INE261F08EK5	7.44% National Bank For Agriculture and Rural Development	CRISIL AAA	8,500	8,468.50	1.31%	7.45%	
INE134E08LX5	7.59% Power Finance Corporation Limited**	CRISIL AAA	780	7,840.21	1.21%	7.40%	
INE115A07QK0	7.67% LIC Housing Finance Limited**	CRISIL AAA	750	7,584.41	1.17%	7.47%	
INE0X0Y07034	8.34% Highways Infrastructure Trust**	CRISIL AAA	7,500	7,583.71	1.17%	7.99%	
INE556F08FM1	7.79% Small Industries Dev Bank of India**	CRISIL AAA	7,500	7,542.81	1.16%	7.55%	
INE020B08L9	7.34% REC Limited**	CRISIL AAA	7,500	7,504.04	1.14%	7.34%	
INE033L07K9	7.71% Tata Capital Housing Finance Limited**	CRISIL AAA	7,000	6,986.23	1.08%	7.74%	
INE261F08EH1	7.62% National Bank For Agriculture and Rural Development**	CRISIL AAA	5,500	5,524.48	0.85%	7.48%	
INE115A07OS8	7.33% LIC Housing Finance Limited**	CRISIL AAA	550	5,494.78	0.85%	7.38%	
INE556F08KJ3	7.83% Small Industries Dev Bank of India	CRISIL AAA	5,000	5,066.56	0.78%	7.43%	
INE37Y07474	8.05% Bajaj Housing Finance Limited**	CRISIL AAA	5,000	5,065.20	0.78%	8.67%	
INE134E08AJ2	7.7% Power Finance Corporation Limited**	CRISIL AAA	5,000	5,051.54	0.77%	7.40%	
INE97607C79	8.29% Tata Capital Limited**	CRISIL AAA	5,000	5,044.94	0.78%	7.83%	
INE053F08320	7.45% Indian Railway Finance Corporation Limited**	CRISIL AAA	5,000	5,029.68	0.77%	7.27%	
INE071G07736	7.94% ICICI Home Finance Company Limited**	ICRA AAA	5,000	5,022.86	0.77%	7.81%	
INE053F07AA7	7.49% Indian Railway Finance Corporation Limited**	CRISIL AAA	500	5,012.90	0.77%	7.36%	
INE020B08FA2	7.59% REC Limited**	CRISIL AAA	5,000	5,010.24	0.77%	7.45%	
INE115A07QO2	7.84% LIC Housing Finance Limited**	CRISIL AAA	5,000	5,006.77	0.77%	7.72%	
INE916D0A7SW0	7.78% Kotak Mahindra Prime Limited**	CRISIL AAA	5,000	5,003.74	0.77%	7.76%	
INE040A08948	7.79% HDFC Bank Limited	CRISIL AAA	5,000	4,996.86	0.77%	7.60%	
INE556F08KT6	7.44% Small Industries Dev Bank of India**	CRISIL AAA	5,000	4,992.50	0.77%	7.50%	
INE062A08264	5.83% State Bank of India	CRISIL AAA	500	4,893.55	0.75%	6.27%	
INE0CCU07116	7.96% Mindspace Business Parks REIT**	CRISIL AAA	4,500	4,558.90	0.70%	7.83%	
INE020B08EK4	7.46% REC Limited**	CRISIL AAA	4,500	4,510.48	0.69%	7.36%	
INE020B08FH7	7.55% REC Limited**	CRISIL AAA	4,000	3,999.85	0.61%	7.54%	
INE041007142	7.96% Embassy Office Parks REIT**	CRISIL AAA	3,500	3,528.94	0.54%	7.88%	
INE557F08FY4	7.59% National Housing Bank**	CRISIL AAA	3,500	3,515.40	0.54%	7.38%	
INE020B08BH6	8.37% REC Limited**	CRISIL AAA	300	3,117.14	0.48%	7.36%	
INE134E08JP5	7.85% Power Finance Corporation Limited**	CRISIL AAA	300	3,050.66	0.47%	7.40%	
INE261F08EF5	7.8% National Bank For Agriculture and Rural Development	ICRA AAA	3,000	3,014.70	0.46%	7.53%	
INE556F08K99	7.44% Small Industries Dev Bank of India**	CRISIL AAA	3,000	2,991.94	0.46%	7.58%	
INE219X07306	6.72% India Grid Trust InvT Fund**	CRISIL AAA	300	2,953.70	0.45%	7.87%	
INE134E08LM8	6.95% Power Finance Corporation Limited**	CRISIL AAA	300	2,932.60	0.45%	7.37%	
INE01MM08012	8.35% SBI General Insurance Company Limited	CRISIL AAA	2,600	2,643.10	0.41%	7.94%	
INE020B08BC7	8.7% REC Limited**	CRISIL AAA	250	2,620.33	0.40%	7.36%	
INE020B08BE3	8.54% REC Limited**	CRISIL AAA	250	2,610.66	0.40%	7.36%	
INE020B08B02	6.3% REC Limited**	CRISIL AAA	250	2,595.81	0.40%	7.38%	
INE018A08BF6	8% Larsen & Toubro Limited**	CRISIL AAA	250	2,578.52	0.40%	7.26%	
INE306N07L01	8.5% Tata Capital Limited**	CRISIL AAA	250	2,563.70	0.39%	7.85%	
INE020B08AY3	8.01% REC Limited**	CRISIL AAA	250	2,555.65	0.39%	7.37%	
INE206D08501	7.7% Nuclear Power Corporation Of India Limited**	ICRA AAA	2,500	2,533.11	0.39%	7.22%	
INE020B08FD6	7.58% REC Limited**	ICRA AAA	2,500	2,517.31	0.39%	7.37%	
INE134E08C4	7.65% Power Finance Corporation Limited**	CRISIL AAA	250	2,515.08	0.39%	7.45%	
INE115A07PV9	7.9% LIC Housing Finance Limited**	CRISIL AAA	250	2,508.30	0.39%	7.72%	
INE280A08015	7.75% Titan Company Limited**	CRISIL AAA	2,500	2,501.61	0.39%	7.63%	
INE020B08AC9	7.54% REC Limited**	CRISIL AAA	250	2,499.50	0.38%	7.54%	
INE115A07PD7	6.4% LIC Housing Finance Limited**	CRISIL AAA	250	2,495.07	0.38%	7.35%	
INE556F08KC2	7.23% Small Industries Dev Bank of India**	ICRA AAA	250	2,486.35	0.38%	7.71%	
INE040A08401	6.44% HDFC Bank Limited**	CRISIL AAA	250	2,413.44	0.37%	7.51%	
INE976089417	8.22% Tata Capital Limited	CRISIL AAA	20	2,035.08	0.31%	7.95%	
INE261F08E9	7.7% National Bank For Agriculture and Rural Development	ICRA AAA	2,000	2,006.12	0.31%	7.56%	
INE733E07JP6	8.49% NTPC Limited**	CRISIL AAA	3,60,00,000	1,804.46	0.28%	7.25%	
INE306N07NA6	7.68% Tata Capital Limited	CRISIL AAA	150	1,494.18	0.23%	7.82%	
INE020B08EH0	7.77% REC Limited**	CRISIL AAA	1,000	1,010.90	0.16%	7.37%	
INE071G07728	7.95% ICICI Home Finance Company Limited**	ICRA AAA	1,000	1,001.00	0.15%	7.92%	
INE053F08312	7.41% Indian Railway Finance Corporation Limited**	CRISIL AAA	1,000	1,000.13	0.15%	7.40%	
INE848E07AB1	7.52% NHPC Limited**	CARE AAA	100	999.74	0.15%	7.49%	
INE040A08500	8.35% HDFC Bank Limited**	CRISIL AAA	5	503.24	0.08%	7.80%	
INE134E08MC7	7.77% Power Finance Corporation Limited**	CRISIL AAA	500	501.38	0.08%	7.58%	
INE261F08DX0	7.58% National Bank For Agriculture and Rural Development	CRISIL AAA	500	499.59	0.08%	7.59%	
Subtotal				5,88,750.89	90.66%		
(b) Privately placed / Unlisted							
Subtotal				NIL	NIL	NIL	
(c) Securitised Debt							
INE1CBK15037	India Universal Trust AL1**	CRISIL AAA(SO)	150	15,048.53	2.32%	8.39%	
INE16J715035	India Universal Trust AL1**	FITCH AAA(SO)	150	14,912.87	2.30%	8.30%	
Subtotal				29,961.40	4.62%		
Total				6,18,712.29	95.28%		
Derivatives							
Interest Rate Swaps							
Interest Rate Swaps Pay Fix Receive Floating (08/01/2025) (FV 2500 Lacs)					0.85	\$0.00%	
Total				0.85	0.00%		
Money Market Instruments							
Triparty Repo/ Reverse Repo Instrument							
Triparty Repo					21,681.28	3.34%	
Total				21,681.28	3.34%		
Alternative Investment Fund Units							
INF0R622028	Corporate Debt Market Development Fund Class A2		8,031	840.57	0.13%		
Subtotal				840.57	0.13%		
Total				840.57	0.13%		
OTHERS							
Cash Margin - CCIL					43.55	0.01%	
Total				43.55	0.01%		
Net Current Assets				8,371.10	1.24%		
GRAND TOTAL				6,49,649.64	100.00%		

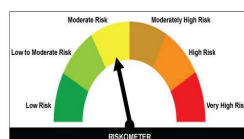
** Non Traded Securities/ Illiquid Securities
\$ Less Than 0.01% of NAV

Disclosure of Yield to Call

"With Reference to "AMFI Best Practices Guidelines Circular No. 91/2020 – 21 on 'Valuation of AT-1 Bonds and Tier 2 Bonds' disclosure of Yield to Call as follows"

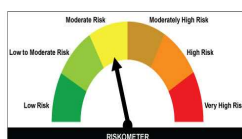
isin_code	security_name	Yield to Call
INE062A08256	6.24% SBI NCDsr2 B5III Tier2 (M21/9/30)CALL19/9/25	8.24%
INE062A08264	5.83% SBI Sr3 B5III Tier2 (M26/10/30)CALL24/10/25	8.34%

SCHEME RISK-O-METER



BENCHMARK NAME - NIFTY CORPORATE BOND INDEX A-II

BENCHMARK RISK-O-METER



Monthly Portfolio Statement as on November 30,2024

ISIN	Name of the Instrument	Industry / Rating	Quantity	Market/Fair Value (Rs. in Lacs)	% to NAV	YIELD
Debt Instruments						
(a) Listed / awaiting listing on Stock Exchange						
Government Securities						
IN0020230077	7.18% Government of India	SOVEREIGN	80,00,000	8,204.38	20.78%	6.99%
IN0020230085	7.18% Government of India	SOVEREIGN	50,00,000	5,117.58	12.96%	6.93%
IN0020240118	7.09% Government of India	SOVEREIGN	50,00,000	5,044.16	12.78%	7.14%
IN0020220011	7.1% Government of India	SOVEREIGN	40,00,000	4,057.69	10.28%	6.82%
IN0020230051	7.3% Government of India	SOVEREIGN	25,00,000	2,589.45	6.56%	7.13%
IN0020230135	7.32% Government of India	SOVEREIGN	25,00,000	2,568.25	6.51%	6.87%
IN0020240019	7.1% Government of India	SOVEREIGN	25,00,000	2,554.37	6.47%	6.90%
IN0020180454	7.26% Government of India	SOVEREIGN	300	0.31	\$0.00%	6.84%
IN2920160123	8.19% State Government Securities	SOVEREIGN	90	0.09	\$0.00%	7.15%
Non Convertible Debentures						
INE556F08KR0	7.47% Small Industries Dev Bank of India**	CRISIL AAA	2,500	2,498.79	6.33%	7.47%
INE115A07PV9	7.9% LIC Housing Finance Limited**	CRISIL AAA	150	1,504.98	3.81%	7.72%
INE261F08EK5	7.44% National Bank For Agriculture and Rural Development	CRISIL AAA	1,000	999.82	2.53%	7.45%
INE053F08221	7.65% Indian Railway Finance Corporation Limited**	CRISIL AAA	50	512.04	1.30%	7.25%
Subtotal				35,651.91	90.31%	
(b) Privately placed / Unlisted						
Subtotal				NIL	NIL	NIL
(c) Securitised Debt						
Subtotal				NIL	NIL	
Total				35,651.91	90.31%	
Money Market Instruments						
Triparty Repo/ Reverse Repo Instrument						
Triparty Repo				3,080.59	7.80%	
Total				3,080.59	7.80%	
Alternative Investment Fund Units						
INF0RQ622028	Corporate Debt Market Development Fund Class A2		620	85.85	0.22%	
Subtotal				85.85	0.22%	
Total				85.85	0.22%	
OTHERS						
Cash Margin - CCIL				7.70	0.02%	
Total				7.70	0.02%	
Net Current Assets				650.89	1.65%	
GRAND TOTAL				39,476.94	100.00%	

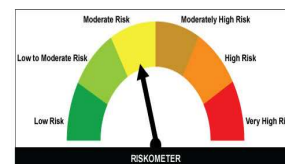
** Non Traded Securities/Illiquid Securities
\$ Less Than 0.01% of NAV

SCHEME RISK-O-METER



The risk of the scheme is Moderate

BENCHMARK NAME - NIFTY MEDIUM TO LONG DURATION DEBT INDEX A-III
BENCHMARK RISK-O-METER



The risk of the benchmark is Moderate

[Index](#)

Monthly Portfolio Statement as on November 30, 2024

ISIN	Name of the Instrument	Industry / Rating	Quantity	Market/Fair Value (Rs. in Lacs)	% to NAV	YIELD	
Debt Instruments							
(a) Listed / awaiting listing on Stock Exchange							
Government Securities							
IN0020230036	7.17% Government of India	SOVEREIGN	6,70,00,000	68,231.66	8.95%	6.87%	
IN0020230155	7.32% Government of India	SOVEREIGN	5,96,00,000	61,124.35	8.01%	6.87%	
IN0020220011	7.1% Government of India	SOVEREIGN	4,85,00,000	49,199.47	6.45%	6.82%	
IN2220190101	7.27% State Government Securities	SOVEREIGN	1,53,12,900	15,421.21	2.02%	7.23%	
IN3320190272	7.93% State Government Securities	SOVEREIGN	1,00,00,000	10,352.71	1.36%	7.24%	
IN3320190215	7.09% State Government Securities	SOVEREIGN	40,00,000	6,495.55	0.82%	7.23%	
IN1520190183	7.17% State Government Securities	SOVEREIGN	62,10,300	6,226.00	0.82%	7.23%	
IN0020240050	7.04% Government of India	SOVEREIGN	58,06,500	5,880.07	0.77%	6.82%	
IN2120210066	7.08% State Government Securities	SOVEREIGN	50,00,000	5,014.28	0.66%	7.12%	
IN2220200322	6.92% State Government Securities	SOVEREIGN	40,00,000	3,880.34	0.51%	7.22%	
IN3520230027	7.4% State Government Securities	SOVEREIGN	25,00,000	2,532.24	0.33%	7.24%	
IN3120160715	7.72% State Government Securities	SOVEREIGN	9,51,000	958.44	0.13%	7.15%	
IN1620230020	7.99% State Government Securities	SOVEREIGN	3,57,800	363.39	0.05%	7.09%	
IN2220102301	6.95% State Government Securities	SOVEREIGN	85,300	85.30	0.01%	7.09%	
IN0020200112	5.22% Government of India	SOVEREIGN	42,400	42.07	0.01%	6.82%	
Non Convertible Debentures							
INE154207011	8.44% Renew Solar Energy (Jharkhand Five) Private Ltd**	CARE AA	20,000	19,754.02	2.59%	8.72%	
INE556F08K13	7.93% Small Industries Dev Bank of India	CRISIL AAA	16,500	16,716.63	2.19%	7.43%	
INE261F08EJ7	7.64% National Bank For Agriculture and Rural Development**	ICRA AAA	16,500	16,623.96	2.18%	7.46%	
INE121A08PP7	9.1% Cholamandalam Investment and Finance Company Ltd	ICRA AA+	15,000	15,139.02	1.98%	8.89%	
INE020B08E3	7.77% REC Limited**	CRISIL AAA	15,000	15,046.08	1.97%	7.56%	
INE34E02M0L5	7.55% Power Finance Corporation Limited**	CRISIL AAA	12,500	12,489.94	1.64%	7.59%	
INE556F08K19	7.44% Small Industries Dev Bank of India**	CRISIL AAA	12,500	12,465.99	1.63%	7.58%	
INE0NDH07035	7.72% Nexus Select Trust - REIT**	CRISIL AAA	12,000	12,010.55	1.57%	7.72%	
INE055A08060	8.55% Aditya Birla Real Estate Limited**	CRISIL AA	11,500	11,533.81	1.51%	8.45%	
INE134E03K3D	7.74% Power Finance Corporation Limited**	CRISIL AAA	1,000	10,085.07	1.32%	7.59%	
INE261F08EF5	7.8% National Bank For Agriculture and Rural Development	ICRA AAA	10,000	10,049.01	1.32%	7.53%	
INE414G07I54	8.85% Muthoo Finance Limited**	CRISIL AA+	10,000	10,016.24	1.31%	8.80%	
INE414G07J11	8.78% Muthoo Finance Limited**	CRISIL AA+	10,000	10,010.41	1.31%	8.74%	
INE20D08015	7.75% Titan Company Limited**	CRISIL AAA	10,000	10,006.44	1.31%	7.63%	
INE714D08061	8.15% Sarma Chana Motherson International Limited**	CRISIL AA	9,000	9,520.39	1.26%	8.34%	
INE134E08L1P	7.13% Power Finance Corporation Limited**	CRISIL AAA	800	7,944.59	1.04%	7.58%	
INE50707146	7.87% Summit Digital Infrastructure Limited**	CRISIL AAA	7,500	7,608.31	1.00%	7.74%	
INE37707474	8.05% Bgaj Housing Finance Limited**	CRISIL AAA	7,500	7,597.79	1.00%	7.67%	
INE43207414	8.15% Summit Digital Infrastructure Limited**	CRISIL AAA	7,500	7,563.29	0.99%	7.74%	
INE261F08EG3	7.68% National Bank For Agriculture and Rural Development	CRISIL AAA	7,500	7,549.61	0.99%	7.48%	
INE115A07Q19	7.75% LIC Housing Finance Limited	CRISIL AAA	7,500	7,539.11	0.99%	7.60%	
INE556F08K16	7.44% Small Industries Dev Bank of India**	CRISIL AAA	7,500	7,488.75	0.98%	7.50%	
INE020B08E3	8.54% REC Limited**	CRISIL AAA	700	7,309.85	0.96%	7.58%	
INE248U07E18	9.61% 360 One Prime Limited**	CRISIL AA	6,500,000	6,522.84	0.86%	9.39%	
INE261F08E19	7.7% National Bank For Agriculture and Rural Development	ICRA AAA	6,500	6,519.88	0.85%	7.56%	
INE75607E18	8.04% HDB Financial Services Limited**	CRISIL AAA	650	6,500.42	0.85%	7.99%	
INE50707070	7.4% Summit Digital Infrastructure Limited**	CRISIL AA	650	6,473.83	0.84%	7.59%	
INE01Q08E16	8.6% Aditya Birla Renewables Limited**	CRISIL AA	6,000	6,035.37	0.79%	8.34%	
INE414G07JF9	9.02% Muthoo Finance Limited**	CRISIL AA+	6,000	6,021.61	0.79%	8.82%	
INE261F08D14	7.62% National Bank For Agriculture and Rural Development**	CRISIL AAA	5,500	5,522.27	0.72%	7.46%	
INE030808L1	8.5% Tata Capital Limited**	CRISIL AAA	500	5,127.40	0.67%	8.55%	
INE020B08A13	8.01% REC Limited**	CRISIL AAA	500	5,111.30	0.67%	7.37%	
INE206D08501	7.7% Nuclear Power Corporation Of India Limited**	ICRA AAA	5,000	5,066.22	0.66%	7.22%	
INE0CCU07116	7.96% Mindspace Business Parks REIT**	CRISIL AAA	5,000	5,066.44	0.66%	7.83%	
INE50707070	7.99% Summit Digital Infrastructure Limited**	CRISIL AAA	5,000	5,065.19	0.66%	7.59%	
INE50707096	8.05% Summit Digital Infrastructure Limited**	CRISIL AAA	500	5,052.00	0.66%	7.81%	
INE134E08M12	7.77% Power Finance Corporation Limited**	CRISIL AAA	5,000	5,051.54	0.66%	7.40%	
INE403D08E26	8.75% Bharti Telecom Limited**	CRISIL AA+	5,000	5,047.37	0.66%	8.46%	
INE43D08E64	8.75% Bharti Telecom Limited**	CRISIL AA+	5,000	5,044.59	0.66%	8.52%	
INE07508F14	7.95% National Housing Bank**	CRISIL AA	5,000	5,013.50	0.66%	7.38%	
INE151A08349	7.75% Tata Communications Limited**	CARE AAA	5,000	5,013.50	0.66%	7.54%	
INE020B08E4	7.48% REC Limited**	CRISIL AAA	5,000	5,011.64	0.66%	7.36%	
INE020B08C8	7.7% REC Limited**	ICRA AAA	5,000	5,003.19	0.66%	7.56%	
INE134E08M11	7.64% Power Finance Corporation Limited**	CRISIL AAA	5,000	5,001.88	0.66%	7.58%	
INE040A08948	7.79% HDFC Bank Limited	CRISIL AAA	5,000	4,996.86	0.66%	7.60%	
INE261F08E46	7.5% National Bank For Agriculture and Rural Development**	CRISIL AAA	5,000	4,990.18	0.65%	7.59%	
INE020B08A8	7.95% REC Limited**	CRISIL AAA	450	4,543.26	0.60%	7.45%	
INE556F08K20	7.47% Small Industries Dev Bank of India**	CRISIL AAA	4,000	3,999.07	0.52%	7.47%	
INE556F08K11	7.43% Small Industries Dev Bank of India	CRISIL AAA	4,000	3,988.48	0.52%	7.58%	
INE134E08M17	7.77% Power Finance Corporation Limited**	CRISIL AAA	3,500	3,509.69	0.46%	7.58%	
INE020B08E12	7.44% REC Limited**	CRISIL AAA	3,500	3,493.92	0.46%	7.59%	
INE414G07I58	8.75% Muthoo Finance Limited**	CRISIL AA+	3,500	3,493.78	0.46%	8.75%	
INE040A08A11	9% HDFC Bank Limited**	CRISIL AAA	300	3,139.11	0.41%	7.61%	
INE020B08A09	7.7% REC Limited	CRISIL AAA	300	3,021.27	0.40%	7.44%	
INE171A08032	8.2% The Federal Bank Limited**	CARE AA+	27	2,715.15	0.36%	8.09%	
INE020B08C7	8.7% REC Limited**	CRISIL AAA	250	2,620.33	0.34%	7.95%	
INE03L07H15	8.05% Tata Capital Housing Finance Limited**	ICRA AAA	2,500	2,522.71	0.33%	7.79%	
INE414G07J22	9.03% Muthoo Finance Limited**	CRISIL AA+	2,500	2,519.80	0.33%	8.78%	
INE556F08K15	7.79% Small Industries Dev Bank of India**	CRISIL AAA	2,500	2,513.67	0.33%	7.56%	
INE556F08K18	7.75% Small Industries Dev Bank of India**	CRISIL AAA	2,500	2,511.96	0.33%	7.59%	
INE115A07Q02	7.84% LIC Housing Finance Limited**	CRISIL AAA	2,500	2,504.39	0.33%	7.72%	
INE556F08K00	7.75% Small Industries Dev Bank of India**	ICRA AAA	250	2,499.52	0.33%	7.75%	
INE556F08K08	7.47% Small Industries Dev Bank of India**	ICRA AAA	250	2,493.60	0.33%	7.75%	
INE248U07E00	9.41% 360 One Prime Limited**	CRISIL AA	2,000,000	2,002.20	0.26%	9.26%	
INE73E07J98	8.49% NTPC Limited**	CRISIL AAA	2,41,56,318	1,210.81	0.16%	8.32%	
INE774D07A19	8% Mahindra & Mahindra Financial Services Limited**	CRISIL AAA	300	299.80	0.04%	7.85%	
INE537P07547	8% Infra Credit Limited**	CRISIL AAA	100	100.03	0.01%	7.96%	
INE556F08K02	7.23% Small Industries Dev Bank of India**	ICRA AAA	7	69.62	0.01%	7.71%	
Subtotal				6,67,929.33	87.56%	NIL	
(b) Privately placed / Unlisted							
Subtotal				NIL	NIL	NIL	
(c) Securitised Debt							
Subtotal				NIL	NIL	NIL	
INE1CBK15037	India Universal Trust AL1**	CRISIL AAA(SO)	85	8,527.50	1.12%	8.39%	
INE161715035	India Universal Trust AL1**	FITCH AAA(SO)	75	7,456.44	0.98%	8.30%	
INE142115025	Dhruva XXIII**	ICRA AAA(SO)	100	9,913.70	1.23%	8.86%	
INE1CBK15011	India Universal Trust AL1**	CRISIL AAA(SO)	48	4,799.04	0.63%	8.36%	
INE161715019	India Universal Trust AL1**	FITCH AAA(SO)	25	2,255.84	0.30%	8.32%	
INE0REK15015	Sansar Trust**	ICRA AAA(SO)	921	1,764.41	0.23%	8.95%	
INE08BV15246	First Business Receivables Trust**	CRISIL AAA(SO)	8	808.71	0.11%	7.92%	
INE00G215015	Sansar Trust**	ICRA AAA(SO)	1,519	459.84	0.06%	8.90%	
Subtotal				31,965.48	4.21%	NIL	
Total				6,99,894.81	91.77%	NIL	
Derivatives							
Interest Rate Swaps							
Interest Rate Swaps Pay Fix Receive Floating (25/09/2026) (FV 10000 Lacs)					19.51	30.00%	
Interest Rate Swaps Pay Fix Receive Floating (26/08/2027) (FV 7500 Lacs)					10.04	30.00%	
Interest Rate Swaps Pay Fix Receive Floating (30/01/2026) (FV 10000 Lacs)					8.93	30.00%	
Interest Rate Swaps Pay Fix Receive Floating (30/01/2026) (FV 10000 Lacs)					8.38	30.00%	
Interest Rate Swaps Pay Fix Receive Floating (23/08/2027) (FV 5000 Lacs)					5.44	30.00%	
Interest Rate Swaps Pay Fix Receive Floating (03/08/2027) (FV 10000 Lacs)					(0.29)	30.00%	
Total				52.01	0.00%		
Money Market Instruments							
Certificate of Deposit							
INE476A16Y80	Canara Bank**	CRISIL A1+	3,000	14,683.85	1.93%	7.21%	
INE040A16F06	HDFC Bank Limited**	CARE A1+	2,000	9,388.15	1.23%	7.60%	
INE476A16Z9A	Canara Bank**	CRISIL A1+	1,500	7,096.73	0.93%	7.52%	
INE040A16E16	HDFC Bank Limited**	CARE A1+	1,000	4,901.93	0.64%	7.23%	
INE171A16M89	The Federal Bank Limited**	CRISIL A1+	1,000	4,644.19	0.61%	7.73%	
INE040A16F10	HDFC Bank Limited**	CARE A1+	500	2,357.42	0.31%	7.56%	
INE476A16Y86	Canara Bank	CRISIL A1+	200	997.15	0.13%	6.95%	
Triparty Repo / Reverse Repo Instrument							
Triparty Repo					2,536.38	0.33%	
Total				46,605.80	6.11%		
Alternative Investment Fund Units							
INF0RQ62028	Corporate Debt Market Development Fund Class A2		15,068	1,577.14	0.21%		
Subtotal				1,577.14	0.21%		
Total				1,577.14	0.21%		
OTHERS							
Cash Margin - CCIL					83.16	0.01%	
Total				83.16	0.01%		
Net Current Assets					14,473.28	1.80%	
GRAND TOTAL				7,62,711.17	100.00%		

** Non Traded Securities/Illiquid Securities
\$ Less Than 0.01% of NAV

Disclosure of Yield to Call

With Reference to AMFI Best Practices Guidelines Circular No. 91/2020 - 21 on Valuation of AT-1 Bonds and Tier 2 Bonds disclosure of Yield to Call as follows

isin_code	security_name	Yield to Call
INE171A08032	8.2% Federal Bank Ltd BSIIL Tier2 (20/01/32)CALL	7.88%

SCHEME RISK-O-METER



BENCHMARK NAME - CRISIL SHORT DURATION DEBT A-II INDEX

BENCHMARK RISK-O-METER



Monthly Portfolio Statement as on November 30, 2024

ISIN	Name of the Instrument	Industry / Rating	Quantity	Market/Fair Value (Rs. in Lacs)	% to NAV	YIELD
Equity & Equity related						
(a) Listed / awaiting listing on Stock Exchanges						
INE040A01034	HDFC Bank Limited	Banks	77,14,660	1,38,559.15	21.97%	
INE090A01021	ICICI Bank Limited	Banks	79,15,358	1,02,907.57	16.32%	
INE238A01034	Axis Bank Limited	Banks	45,40,216	51,590.47	8.18%	
INE062A01020	State Bank of India	Banks	35,94,809	30,158.65	4.78%	
INE237A01028	Kotak Mahindra Bank Limited	Banks	16,50,000	29,126.63	4.62%	
INE095A01012	IndusInd Bank Limited	Banks	24,27,608	24,175.33	3.83%	
INE171A01029	The Federal Bank Limited	Banks	1,10,65,584	23,324.04	3.70%	
INE123W01016	SBI Life Insurance Company Limited	Insurance	13,00,170	18,693.19	2.96%	
INE018E01016	SBI Cards and Payment Services Limited	Finance	25,20,827	17,660.91	2.80%	
INE149A01033	Cholamandalam Financial Holdings Limited	Finance	9,95,599	16,246.18	2.58%	
INE134E01011	Power Finance Corporation Limited	Finance	31,20,865	15,457.64	2.45%	
INE094J01016	UTI Asset Management Company Limited	Capital Markets	11,41,962	14,835.80	2.35%	
INE918I01026	Bajaj Finserv Limited	Finance	9,12,684	14,419.95	2.29%	
INE180A01020	Max Financial Services Limited	Insurance	12,11,634	13,739.32	2.18%	
INE296A01024	Bajaj Finance Limited	Finance	2,00,943	13,213.81	2.10%	
INE949L01017	AU Small Finance Bank Limited	Banks	18,93,664	11,046.69	1.75%	
INE982J01020	One 97 Communications Limited	Financial Technology (Fintech)	11,57,001	10,433.26	1.65%	
INE795G01014	HDFC Life Insurance Company Limited	Insurance	15,76,893	10,372.01	1.64%	
INE745G01035	Multi Commodity Exchange of India Limited	Capital Markets	1,52,312	9,421.03	1.49%	
INE063P01018	Equitas Small Finance Bank Limited	Banks	1,44,78,077	9,024.19	1.43%	
INE138Y01010	KFin Technologies Limited	Capital Markets	7,22,424	8,407.21	1.33%	
INE216P01012	Aavas Financiers Limited	Finance	4,43,113	7,413.95	1.18%	
INE732I01013	Angel One Limited	Capital Markets	2,41,370	6,992.73	1.11%	
INE741K01010	CreditAccess Grameen Limited	Finance	7,18,672	6,482.42	1.03%	
INE765G01017	ICICI Lombard General Insurance Company Limited	Insurance	3,00,200	5,589.27	0.89%	
INE476A01022	Canara Bank	Banks	48,29,416	4,926.49	0.78%	
INE007N01010	Fedbank Financial Services Limited	Finance	36,57,167	4,197.70	0.67%	
Subtotal				6,18,415.59	98.06%	
(b) UNLISTED						
Subtotal				NIL	NIL	NIL
Total				NIL	NIL	NIL
Total				6,18,415.59	98.06%	
Money Market Instruments						
Triparty Repo/ Reverse Repo Instrument						
Triparty Repo				11,464.11	1.82%	
Total				11,464.11	1.82%	
OTHERS						
Cash Margin - CCIL				4.98	0.00%	
Total				4.98	0.00%	
Net Current Assets				818.34	0.12%	
GRAND TOTAL				6,30,703.02	100.00%	

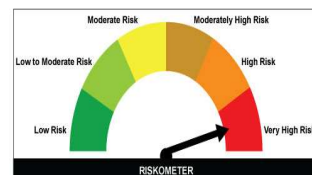
₹ Less Than 0.01% of NAV

SCHEME RISK-O-METER



The risk of the scheme is Very High

BENCHMARK NAME - NIFTY FINANCIAL SERVICES TRI BENCHMARK RISK-O-METER



The risk of the benchmark is Very High

Monthly Portfolio Statement as on November 30,2024

ISIN	Name of the Instrument	Industry / Rating	Quantity	Market/Fair Value (Rs. In Lacs)	% to NAV	YIELD
Equity & Equity related						
(a) Listed / awaiting listing on Stock Exchanges						
INE040A1034	HDFC Bank Limited	Banks	70,871	1,272.88	1.53%	
INE090A1021	ICICI Bank Limited	Banks	65,396	850.21	1.02%	
INE020A1018	Reliance Industries Limited	Petroleum Products	62,676	809.90	0.97%	
INE030A1021	Infosys Limited	IT - Software	33,596	624.16	0.75%	
INE467B01029	Tata Consultancy Services Limited	IT - Software	12,067	515.36	0.62%	
INE39FD1024	Bharti Airtel Limited	Telecom - Services	26,404	429.63	0.52%	
INE019A1030	Larsen & Toubro Limited	Construction	10,204	380.08	0.46%	
INE154A1025	ITC Limited	Diversified FMCG	75,600	360.42	0.43%	
INE020A1020	State Bank of India	Banks	41,931	351.78	0.42%	
INE101A1026	Mahindra & Mahindra Limited	Automobiles	10,459	310.22	0.37%	
INE238A1034	Axis Bank Limited	Banks	22,861	259.77	0.31%	
INE030A1027	Hindustan Unilever Limited	Diversified FMCG	9,756	243.52	0.29%	
INE860A1027	HCL Technologies Limited	IT - Software	11,564	213.71	0.26%	
INE237A1026	Kotak Mahindra Bank Limited	Automobiles	12,051	212.73	0.26%	
INE044A1036	Sun Pharmaceutical Industries Limited	Pharmaceuticals & Biotechnology	11,797	210.09	0.25%	
INE296A1024	Bajaj Finance Limited	Finance	2,911	191.42	0.23%	
INE735E1019	NTPC Limited	Power	51,915	189.79	0.23%	
INE752E1010	Power Grid Corporation of India Limited	Power	49,794	164.02	0.20%	
INE588B1010	Maruti Suzuki India Limited	Automobiles	1,452	160.80	0.19%	
INE155A1022	Tata Motors Limited	Automobiles	19,594	154.10	0.19%	
INE280A1028	Titan Company Limited	Consumer Durables	4,599	148.12	0.18%	
INE481G01011	UltraTech Cement Limited	Cement & Cement Products	1,282	141.37	0.17%	
INE317D1010	Bajaj Auto Limited	Automobiles	1,423	129.55	0.15%	
INE081A1020	Tata Steel Limited	Ferrous Metals	88,130	127.98	0.15%	
INE021A1026	Asian Paints Limited	Consumer Durables	4,926	122.15	0.15%	
INE213A1029	Oil & Natural Gas Corporation Limited	Oil	42,612	109.39	0.13%	
INE047A1021	Gascom Industries Limited	Cement & Cement Products	4,100	109.86	0.13%	
INE038A1020	Hindalco Industries Limited	Non - Ferrous Metals	15,960	104.73	0.13%	
INE918H1026	Bajaj Finserv Limited	Finance	6,810	104.43	0.13%	
INE019A1038	JSW Steel Limited	Ferrous Metals	10,565	102.06	0.12%	
INE522F1014	Coal India Limited	Consumer Fuels	22,894	95.33	0.11%	
INE075A1022	Wipro Limited	IT - Software	16,174	93.46	0.11%	
INE095A1012	IndusInd Bank Limited	Banks	9,113	90.75	0.11%	
INE050A1026	Cipla Limited	Pharmaceuticals & Biotechnology	5,907	90.61	0.11%	
INE238A1024	Nestle India Limited	Food Products	3,900	87.15	0.10%	
INE361B01024	Du's Laboratories Limited	Pharmaceuticals & Biotechnology	1,392	85.92	0.10%	
INE098A1031	Dr. Reddy's Laboratories Limited	Pharmaceuticals & Biotechnology	6,835	79.77	0.10%	
INE437A1024	Apollo Hospitals Enterprise Limited	Healthcare Services	1,115	76.14	0.09%	
INE068A1021	Eicher Motors Limited	Automobiles	1,524	73.64	0.09%	
INE123W1018	SBI Life Insurance Company Limited	Insurance	4,919	70.72	0.08%	
INE158A1026	Hero MotoCorp Limited	Automobiles	1,419	67.57	0.08%	
INE795G1014	HDFC Life Insurance Company Limited	Insurance	10,159	66.82	0.08%	
INE192A1025	Tata Consumer Products Limited	Agricultural Food & other Products	6,796	65.15	0.08%	
INE214A1030	Biracoin Industries Limited	Food Products	1,374	63.74	0.08%	
INE029A1011	Bharat Petroleum Corporation Limited	Petroleum Products	20,858	60.93	0.07%	
INE029A1036	UPL Limited	Fertilizers & Agrochemicals	5,905	32.18	0.04%	
INE047A1029	Grasim Industries Limited- Parity Paid up	Chemicals	2,28	\$0.00%		
INE628A20010	UPL Limited- Right Share	Fertilizers & Agrochemicals	738	1.37	\$0.00%	
Subtotal				10,362.16	12.38%	
(b) UNLISTED						
Subtotal				NIL	NIL	NIL
Total				10,362.16	12.38%	
InvT						
INE0NR823014	Cofe Highways Trust-InvT Fund	Transport Infrastructure	8,00,000	964.80	1.16%	
INE183W23014	IRB InvT Fund	Transport Infrastructure	4,90,000	283.91	0.34%	
Subtotal				1,248.71	1.50%	
Total				1,248.71	1.50%	
REIT						
INE0NDH25011	Nexus Select Trust -REIT	Realty	7,00,000	1,009.19	1.21%	
Subtotal				1,009.19	1.21%	
Total				1,009.19	1.21%	
Debt Instruments						
(a) Listed / awaiting listing on Stock Exchange						
Floating Rate Note						
INE670K07208	Macrotech Developers Limited**	ICRA AA-	134	1,117.76	1.34%	8.99%
INE389270721	Profecus Capital Private Limited**	CRISIL A-	250	250.12	0.30%	9.91%
Government Securities						
IN0020220011	7.1% Government of India	SOVEREIGN	30,00,000	3,043.27	3.66%	6.82%
IN1920190213	7.09% State Government Securities	SOVEREIGN	30,00,000	2,999.34	3.61%	7.22%
Non Convertible Debentures						
INE261F08D00	7.58% National Bank for Agriculture and Rural Development	CRISIL AAA	5,000	4,995.90	6.01%	7.59%
INE055A08080	8.55% Aditya Birla Real Estate Limited**	CRISIL AA	3,500	3,510.29	4.22%	8.40%
INE319T07444	8.73% Pritam Capital & Housing Finance Limited**	ICRA AA	4,00,000	3,016.97	3.63%	10.51%
INE657H08035	9.75% Delhi International Airport Limited**	ICRA AA+	2,400	2,624.20	3.17%	9.63%
INE432R07414	9.25% Shriram Housing Finance Limited**	CRISIL AA+	2,500	2,521.07	3.03%	8.88%
INE186K07098	8.4% DLF Cyber City Developments Limited**	ICRA AA+	2,500	2,514.96	3.02%	8.11%
INE484J08055	8.3% Godrej Properties Limited**	ICRA AA+	2,500	2,558.59	3.01%	8.18%
INE757007049	11.75% Prestige Projects Private Limited**	ICRA A	2,500	2,504.63	3.01%	12.00%
INE86L07926	9.85% IndoStar Capital Finance Limited**	CRISIL AA-	2,500	2,499.17	3.01%	10.37%
INE148K07013	11% Sankar Mangalore And Iron Ores Ltd**	ICRA A+	2,500	2,475.58	2.98%	12.88%
INE154207011	8.44% Renew Solar Energy (Jharkhand Five) Private Ltd**	CARE AA	2,500	2,469.25	2.97%	8.72%
INE507707062	6.59% Summit Digital Infrastructure Limited**	CRISIL AAA	250	2,464.70	2.96%	7.79%
INE42H08040	8.73% Ashoka Buldoon Limited**	CARE AA-	2,200	2,186.56	2.63%	9.47%
INE03V07038	6.03% Resens Global Private Limited**	CARE A+(EE)	2,100	2,102.46	2.53%	9.60%
INE233A08113	8.4% Godrej Industries Limited**	CRISIL AAA	2,000	2,011.82	2.42%	8.12%
INE020808E12	7.44% REC Limited**	CRISIL AAA	2,000	1,996.52	2.40%	7.55%
INE414G01J27	9.09% Multitech Finance Limited**	CRISIL AA+	1,500	1,515.28	1.82%	8.78%
INE40M08011	8.73% Eris Lifesciences Limited**	FITCH AA-	1,500	1,507.71	1.81%	8.44%
INE01A07033	9.4% Indostar Home Finance Private Limited**	CRISIL AA-	1,500	1,487.01	1.79%	10.41%
INE12A07087	8.25% SK Finance Limited	ICRA AA-	1,500	1,481.03	1.78%	9.81%
INE40M08029	8.73% Eris Lifesciences Limited**	FITCH AA-	1,000	1,006.67	1.21%	8.38%
INE03W107249	9.65% Arka Fincap Limited**	CRISIL AA	1,00,000	1,002.96	1.21%	9.50%
INE213W07228	8.4% SMFG India Home Finance Company Limited**	CARE AAA	100	1,002.75	1.21%	8.10%
INE83F07036	8.5% Ashar Housing Finance Limited**	ICRA AA	1,000	1,001.42	1.20%	8.30%
INE01HV07429	9.65% Vvutl Capital Private Limited**	ICRA A+	1,70,000	847.59	1.02%	10.82%
INE57207505	11.5% Spandana Sphorya Financial Limited**	FITCH A+	250	625.11	0.75%	10.42%
INE01V07079	10.15% Vvutl Capital Private Limited**	ICRA A+	600	597.32	0.72%	10.75%
INE389270739	10.48% Profecus Capital Private Limited**	CRISIL A-	500	502.39	0.60%	10.38%
INE233A08089	8.29% Godrej Industries Limited**	CRISIL AA	500	501.33	0.60%	8.12%
INE154E07027	10.15% U.P. Power Corporation Limited**	CRISIL A+(CE)	50	501.03	0.60%	8.52%
INE01A07025	9.4% Indostar Home Finance Private Limited**	CRISIL AA-	500	496.08	0.60%	10.41%
INE42H08032	8.75% Ashoka Buldoon Limited**	CARE AA-	400	397.54	0.48%	9.47%
INE118D07195	7.73% Nuvoco Vistas Corporation Limited**	CRISIL AA	5	49.88	0.06%	7.93%
Subtotal				64,344.28	77.37%	
(b) Privately placed / Unlisted						
Subtotal				NIL	NIL	NIL
(c) Securitised Debt						
INE0LQJ15015	Vaia Trust**	ICRA AA+(SO)	15	1,076.31	1.29%	10.18%
INE10V115022	Vaia Trust**	ICRA AAA(SO)	10	968.17	1.16%	10.17%
Subtotal				2,044.48	2.45%	
Total				66,388.76	79.82%	
Money Market Instruments						
Commercial Paper						
INE723K14003	Trust Investment Advisors Private Limited**	CARE A1+	500	2,413.39	2.90%	9.29%
Triparty Repo/ Reverse Repo Instrument						
Triparty Repo						
Subtotal				387.89	0.47%	
Total				2,801.28	3.37%	
Alternative Investment Fund Units						
INF0RQ62028	Corporate Debt Market Development Fund Class A2		2,049	214.52	0.26%	
Subtotal				214.52	0.26%	
Total				214.52	0.26%	
OTHERS						
Cash Margin - OCB						
Total				3.65	\$0.00%	
Total				3.65	0.00%	
Net Current Assets				1,180.22	1.46%	
GRAND TOTAL				83,148.49	100.00%	

** Non Traded Securities/Illiquid Securities
\$ Less Than 0.01% of NAV

Nippon India Mutual Fund has segregated debt securities of Yes Bank Limited from portfolio of the scheme due to rating downgrade by ICRA to "D" on March 6, 2020.

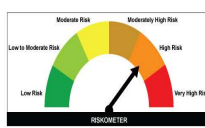
NIPPON INDIA HYBRID BOND FUND-SEGREGATED PORTFOLIO 2

ISIN	Name of the Instrument	Industry / Rating	Quantity	Market/Fair Value (Rs. In Lacs)	% to NAV	YIELD
Debt Instruments						
(a) Listed / awaiting listing on Stock Exchange						
Non Convertible Debentures						
INE529G08352	9.5% Yes Bank Limited ** #	ICRA D	300	0.00	\$0.00%	
INE529G08394	6% Yes Bank Limited ** #	ICRA D	1,093	0.00	\$0.00%	
Subtotal				0.00	0.00%	
(b) Privately placed / Unlisted						
Subtotal				NIL	NIL	NIL
(c) Securitised Debt						
Subtotal				NIL	NIL	NIL
Total				0.00	0.00%	
Net Current Assets				0.00	100.00%	
GRAND TOTAL				0.00	100.00%	

** Non Traded Securities/Illiquid Securities
\$ Less Than 0.01% of NAV

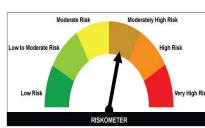
Securities classified as below investment grade or default

SCHEME RISK-O-METER



BENCHMARK NAME - CRISIL HYBRID 85+15 - CONSERVATIVE INDEX

BENCHMARK RISK-O-METER

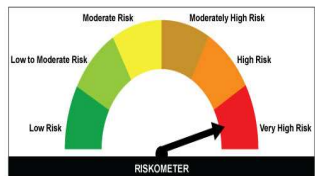


Monthly Portfolio Statement as on November 30,2024

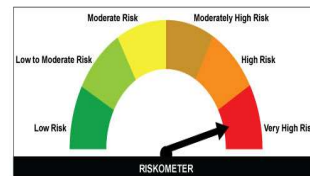
ISIN	Name of the Instrument	Industry / Rating	Quantity	Market/Fair Value (Rs. in Lacs)	% to NAV	YIELD
	Equity & Equity related					
	(a) Listed / awaiting listing on Stock Exchanges					
INE018A01030	Larsen & Toubro Limited	Construction	20,00,000	74,496.00	9.86%	
INE733E01010	NTPC Limited	Power	1,30,00,000	47,274.50	6.26%	
INE002A01018	Reliance Industries Limited	Petroleum Products	35,50,000	45,873.10	6.07%	
INE397D01024	Bharti Airtel Limited	Telecom - Services	26,00,000	42,305.90	5.60%	
INE481G01011	UltraTech Cement Limited	Cement & Cement Products	2,70,000	30,245.81	4.00%	
INE918Z01012	Kaynes Technology India Limited	Industrial Manufacturing	4,92,204	29,470.47	3.90%	
INE003A01024	Siemens Limited	Electrical Equipment	3,50,000	26,462.98	3.50%	
INE120A01034	Carborundum Universal Limited	Industrial Products	18,00,000	26,264.70	3.48%	
INE056S01018	Cyient Dim Ltd	Industrial Manufacturing	31,14,722	21,779.69	2.88%	
INE111A01025	Container Corporation of India Limited	Transport Services	25,00,000	20,708.75	2.74%	
INE323A01026	Bosch Limited	Auto Components	57,540	20,119.55	2.66%	
INE791101019	Brigade Enterprises Limited	Realty	16,00,000	19,854.40	2.63%	
INE245A01021	Tata Power Company Limited	Power	47,14,759	19,526.17	2.58%	
INE006I01046	Astral Limited	Industrial Products	10,50,000	18,800.25	2.49%	
INE437A01024	Apollo Hospitals Enterprise Limited	Healthcare Services	2,50,000	17,072.25	2.26%	
INE340A01012	Birla Corporation Limited	Cement & Cement Products	13,19,909	16,400.53	2.17%	
INE298A01020	Cummins India Limited	Industrial Products	4,50,000	15,676.65	2.07%	
INE257A01026	Bharat Heavy Electricals Limited	Electrical Equipment	60,00,000	15,065.40	1.99%	
INE121J01017	Indus Towers Limited	Telecom - Services	42,57,130	14,872.28	1.97%	
INE486A01021	CESC Limited	Power	80,00,000	13,918.40	1.84%	
INE589A01014	NLC India Limited	Power	52,04,828	13,472.70	1.78%	
INE066F01020	Hindustan Aeronautics Limited	Aerospace & Defense	3,00,000	13,430.55	1.78%	
INE047A01021	Grasim Industries Limited	Cement & Cement Products	5,00,000	13,031.25	1.72%	
INE074A01025	Praj Industries Limited	Industrial Manufacturing	15,00,000	12,356.25	1.64%	
INE263A01024	Bharat Electronics Limited	Aerospace & Defense	40,00,000	12,320.00	1.63%	
INE134E01011	Power Finance Corporation Limited	Finance	23,50,000	11,639.55	1.54%	
INE864I01014	MTAR Technologies Limited	Aerospace & Defense	5,79,487	10,359.20	1.37%	
INE671A01010	Honeywell Automation India Limited	Industrial Manufacturing	23,437	9,570.53	1.27%	
INE117A01022	ABB India Limited	Electrical Equipment	1,15,295	8,556.33	1.13%	
INE211B01039	The Phoenix Mills Limited	Realty	5,08,626	8,424.12	1.11%	
INE880J01026	JSW Infrastructure Ltd	Transport Infrastructure	26,14,248	8,144.69	1.08%	
INE012A01025	ACC Limited	Cement & Cement Products	3,50,000	7,778.93	1.03%	
INE200A01026	GE Vernova T&D India Limited	Electrical Equipment	4,29,947	7,550.73	1.00%	
INE067A01029	CG Power and Industrial Solutions Limited	Electrical Equipment	10,19,806	7,467.53	0.99%	
INE171Z01026	Bharat Dynamics Limited	Aerospace & Defense	5,23,406	6,019.17	0.80%	
INE195J01029	PNC Infratech Limited	Construction	20,00,000	5,921.00	0.78%	
INE203G01027	Indraprastha Gas Limited	Gas	18,00,000	5,886.90	0.78%	
INE743M01012	RHI Magnesita India Limited	Industrial Products	10,00,000	5,208.00	0.69%	
INE070A01015	Shree Cement Limited	Cement & Cement Products	18,000	4,693.76	0.62%	
INE389H01022	KEC International Limited	Construction	4,23,331	4,463.18	0.59%	
INE201P01022	G R Infraprojects Limited	Construction	2,56,022	4,188.52	0.55%	
INE465A01025	Bharat Forge Limited	Auto Components	2,89,136	3,852.01	0.51%	
INE00NG01011	NTPC Green Energy Limited	Power	29,99,994	3,745.19	0.50%	
INE101I01011	Afcons Infrastructure Limited	Construction	6,89,229	3,472.68	0.46%	
INE0KQ01018	Bajaj Projects Limited	Electrical Equipment	13,46,631	3,376.00	0.45%	
INE099Z01011	Mishra Dhatu Nigam Limited	Aerospace & Defense	7,75,000	2,684.60	0.36%	
INE622W01025	Acme Solar Holdings Ltd	Finance	8,71,957	2,391.78	0.32%	
INE878B01027	KEI Industries Limited	Industrial Products	50,000	2,156.63	0.29%	
INE646L01027	InterGlobe Aviation Limited	Transport Services	48,034	2,103.36	0.28%	
INE191B01025	Welspun Corp Limited	Industrial Products	1,82,401	1,413.06	0.19%	
INE0BS701011	Premier Energies Limited	Electrical Equipment	75,471	922.97	0.12%	
	Subtotal			7,42,788.95	98.31%	
	(b) UNLISTED			NIL	NIL	NIL
	Subtotal			NIL	NIL	NIL
	Total			7,42,788.95	98.31%	
	Money Market Instruments					
	Triparty Repo/ Reverse Repo Instrument					
	Triparty Repo			10,543.14	1.40%	
	Total			10,543.14	1.40%	
	OTHERS					
	Cash Margin - CCIL			5.71	\$0.00%	
	Total			5.71	0.00%	
	Net Current Assets			2,325.17	0.29%	
	GRAND TOTAL			7,55,662.97	100.00%	

\$ Less Than 0.01% of NAV

SCHEME RISK-O-METER



**BENCHMARK NAME - NIFTY INFRASTRUCTURE TRI
BENCHMARK RISK-O-METER**



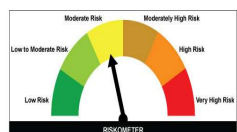
[Index](#)

Monthly Portfolio Statement as on November 30, 2024

ISIN	Name of the Instrument	Industry / Rating	Quantity	Market/Fair Value (Rs. in Lacs)	% to NAV	YIELD
Debt Instruments						
(a) Listed / awaiting listing on Stock Exchange						
Floating Rate Note						
INE516Y07485	Piramal Capital & Housing Finance Limited**	ICRA AA	10,000	9,998.04	1.28%	8.43%
INE432R07299	Shriram Housing Finance Limited**	FITCH AA+	250	2,509.62	0.32%	9.09%
Government Securities						
IN0020089036	6.35% Government of India	SOVEREIGN	70,00,000	6,998.83	0.90%	6.58%
IN0020089069	6.9% Government of India	SOVEREIGN	50,60,000	5,053.76	0.65%	7.12%
IN0020060011	8.03% Government of India	SOVEREIGN	25,00,000	2,501.08	0.32%	6.78%
Non Convertible Debentures						
INE572E07134	8.43% PNB Housing Finance Limited**	ICRA AA+	22,500	22,512.78	2.89%	7.76%
INE477A07316	6.7% Can Fin Homes Limited**	ICRA AAA	2,000	19,937.08	2.56%	7.67%
INE261F08D09	7.4% National Bank For Agriculture and Rural Development	CRISIL AAA	2,000	19,927.96	2.56%	7.70%
INE556F08K84	7.11% Small Industries Dev Bank of India**	ICRA AAA	2,000	19,864.12	2.55%	7.71%
INE790Z07053	7.85% Indinfra1 Trust**	ICRA AAA	19,500	18,867.77	2.42%	8.00%
INE020B08D78	5.85% REC Limited**	CRISIL AAA	1,850	18,177.87	2.34%	7.63%
INE539K07270	9.03% HDFC Credila Financial Services Pvt Limited**	CRISIL AA+	10,000	10,016.40	1.29%	8.89%
INE507T07112	8.19% Summit Digile Infrastructure Limited**	CRISIL AAA	7,500	7,583.66	0.97%	7.78%
INE163N08131	8% ONGC Petro Additions Limited**	ICRA AAA(CE)	750	7,501.26	0.96%	7.93%
INE522D07CH7	9.1% Manappuram Finance Limited**	CRISIL AA	7,500	7,498.58	0.96%	9.06%
INE556F08K91	7.43% Small Industries Dev Bank of India**	CRISIL AAA	7,500	7,478.39	0.96%	7.58%
INE556F08K99	7.44% Small Industries Dev Bank of India**	CRISIL AAA	6,500	6,482.31	0.83%	7.58%
INE896L07926	9.95% IndoStar Capital Finance Limited**	CRISIL AA+	6,475	6,472.85	0.83%	10.37%
INE233A08097	7.17% Godrej Industries Limited	CRISIL AA+	525	5,225.14	0.67%	7.96%
INE091A07190	8.3% Nirma Limited**	CRISIL AA	5,000	5,002.76	0.64%	7.81%
INE160A08068	8.23% Punjab National Bank**	CRISIL AAA	500	5,001.70	0.64%	7.55%
INE863F07249	7.15% Aashar Housing Finance Limited**	CARE AA	500	4,998.69	0.64%	7.80%
INE134E08L1U	7.59% Power Finance Corporation Limited**	CRISIL AAA	500	4,996.80	0.64%	7.62%
INE128M08060	6.37% L&T Metro Rail (Hyderabad) Limited**	CRISIL AAA(CE)	500	4,967.16	0.64%	7.73%
INE020B08D82	5.81% REC Limited**	CRISIL AAA	500	4,908.23	0.63%	7.63%
INE037M09126	9.25% Bahadur Chand Investments Pvt Limited**	ICRA AA	3,750	3,737.57	0.48%	9.77%
INE087M08134	9.25% Bahadur Chand Investments Pvt Limited**	ICRA AA	3,750	3,725.87	0.48%	9.76%
INE414G07HJ2	8.65% Muthoot Finance Limited**	ICRA AA+	3,500	3,497.07	0.45%	8.73%
INE163N08115	8.83% ONGC Petro Additions Limited**	ICRA AAA(CE)	250	2,507.89	0.32%	7.81%
INE020B08E15	7.79% REC Limited**	ICRA AAA	2,500	2,503.20	0.32%	7.65%
INE572E07134	8.53% PNB Housing Finance Limited**	ICRA AAA	2,500	2,501.98	0.32%	7.52%
INE896L07918	9.95% IndoStar Capital Finance Limited**	CRISIL AA+	2,500	2,501.13	0.32%	10.16%
INE261F08DX0	7.58% National Bank For Agriculture and Rural Development	CRISIL AAA	2,500	2,497.95	0.32%	7.58%
INE556F08KJ7	7.55% Small Industries Dev Bank of India**	CRISIL AAA	2,500	2,497.72	0.32%	7.58%
INE556F08K22	7.23% Small Industries Dev Bank of India**	ICRA AAA	250	2,486.35	0.32%	7.71%
INE71A07R148	9.25% Shriram Finance Limited**	ICRA AA	1,500	1,504.99	0.19%	8.55%
INE514E08FJ6	5.62% Export Import Bank of India**	CRISIL AAA	55	544.06	0.07%	7.48%
INE557F08FJ1	7.05% National Housing Bank**	CRISIL AAA	50	499.90	0.06%	7.01%
INE756I07DX5	6.35% HDB Financial Services Limited**	CRISIL AAA	10	97.35	0.01%	7.99%
Subtotal				2,65,587.27	34.97%	
(b) Privately placed / Unlisted						
Subtotal				NIL	NIL	NIL
(c) Securitised Debt						
INE1CBK15011	India Universal Trust AL1**	CRISIL AAA(SO)	100	9,998.00	1.28%	8.36%
INE16J715019	India Universal Trust AL1**	FITCH AAAA(SO)	75	6,767.53	0.87%	8.32%
INE10V15014	Vajra Trust**	ICRA AAA(SO)	60	5,166.81	0.67%	10.16%
INE0RAC15010	Indigo 023**	ICRA AAA(SO)	100	3,711.91	0.48%	10.30%
INE0REK15015	Sansar Trust**	ICRA AAA(SO)	1,825	3,496.26	0.45%	8.95%
INE08TV15204	First Business Receivables Trust**	CRISIL AAA(SO)	22	2,186.08	0.28%	7.52%
INE0OGZ15015	Sansar Trust**	ICRA AAA(SO)	648	1,961.17	0.03%	8.90%
Subtotal				31,542.76	4.06%	
Total				2,97,130.03	38.13%	
Derivatives						
Interest Rate Swaps						
Interest Rate Swaps Pay Fix Receive Floating (25/09/2025) (FV 10000 Lacs)				14.81	\$0.00%	
Interest Rate Swaps Pay Fix Receive Floating (14/04/2025) (FV 15000 Lacs)				7.25	\$0.00%	
Interest Rate Swaps Pay Fix Receive Floating (12/03/2025) (FV 10000 Lacs)				5.84	\$0.00%	
Interest Rate Swaps Pay Fix Receive Floating (12/03/2025) (FV 10000 Lacs)				5.59	\$0.00%	
Interest Rate Swaps Pay Fix Receive Floating (11/03/2025) (FV 10000 Lacs)				5.57	\$0.00%	
Interest Rate Swaps Pay Fix Receive Floating (11/03/2025) (FV 10000 Lacs)				5.44	\$0.00%	
Interest Rate Swaps Pay Fix Receive Floating (12/03/2025) (FV 10000 Lacs)				5.08	\$0.00%	
Interest Rate Swaps Pay Fix Receive Floating (26/02/2025) (FV 10000 Lacs)				3.26	\$0.00%	
Interest Rate Swaps Pay Fix Receive Floating (08/05/2025) (FV 15000 Lacs)				1.16	\$0.00%	
Total				54.00	0.00%	
Money Market Instruments						
Certificate of Deposit						
INE238AD6991	Axis Bank Limited**	CRISIL A1+	6,000	27,991.98	3.60%	7.57%
INE562A16M8R	Indian Bank**	CRISIL A1+	5,500	26,955.03	3.46%	7.23%
INE261F16835	National Bank For Agriculture and Rural Development	CRISIL A1+	4,500	22,080.13	2.84%	7.23%
INE692A16H8F	Union Bank of India**	ICRA A1+	3,800	18,574.84	2.39%	7.27%
INE640A16EJ6	HDFC Bank Limited**	CARE A1+	3,500	17,156.76	2.20%	7.23%
INE48L18CY1	AU Small Finance Bank Limited**	CARE A1+	3,000	13,982.43	1.80%	8.03%
INE476A16YR6	Canara Bank**	CRISIL A1+	2,000	9,971.52	1.28%	6.95%
INE028A16E2D	Bank of Baroda	FITCH A1+	2,000	9,833.42	1.26%	7.19%
INE238AD6819	Axis Bank Limited	CRISIL A1+	2,000	9,829.37	1.26%	7.20%
INE476A16XV0	Canara Bank	CRISIL A1+	2,000	9,806.29	1.26%	7.21%
INE692A16HP7	Union Bank of India**	FITCH A1+	2,000	9,791.47	1.26%	7.26%
INE49L16CZ8	AU Small Finance Bank Limited**	CARE A1+	2,000	9,646.59	1.24%	7.82%
INE238AD6868	Axis Bank Limited	CRISIL A1+	2,000	9,552.83	1.23%	7.56%
INE095A16W94	IndusInd Bank Limited**	CRISIL A1+	2,000	9,488.25	1.22%	7.69%
INE476A16Z49	Canara Bank**	CRISIL A1+	2,000	9,462.30	1.22%	7.52%
INE238AD6918	Axis Bank Limited**	CRISIL A1+	2,000	9,448.15	1.21%	7.56%
INE160A16OM8	Punjab National Bank	CRISIL A1+	1,500	7,374.89	0.95%	7.20%
INE040A16EJ9	HDFC Bank Limited**	ICRA A1+	1,000	4,975.43	0.64%	6.93%
INE556F16AR4	Small Industries Dev Bank of India**	CARE A1+	1,000	4,914.81	0.63%	7.19%
INE040A16EP6	HDFC Bank Limited**	ICRA A1+	1,000	4,914.00	0.63%	7.18%
INE48L18C07	AU Small Finance Bank Limited**	CRISIL A1+	1,000	4,911.43	0.63%	7.48%
INE160A16OP1	Punjab National Bank**	FITCH A1+	1,000	4,902.95	0.63%	7.23%
INE476A16YB0	Canara Bank**	CRISIL A1+	1,000	4,894.62	0.63%	7.21%
INE095A16X10	IndusInd Bank Limited**	CRISIL A1+	1,000	4,739.39	0.61%	7.69%
INE48L18CR4	AU Small Finance Bank Limited**	CARE A1+	500	2,487.64	0.32%	7.48%
INE040A16EN1	HDFC Bank Limited**	ICRA A1+	500	2,460.81	0.32%	7.18%
INE238AD6694	Axis Bank Limited**	CRISIL A1+	500	2,460.15	0.32%	7.21%
INE237A163W7	Kotak Mahindra Bank Limited**	CRISIL A1+	500	2,456.99	0.32%	7.18%
INE237A165W2	Kotak Mahindra Bank Limited**	CRISIL A1+	500	2,454.33	0.32%	7.23%
INE040A16ER2	HDFC Bank Limited**	FITCH A1+	500	2,453.83	0.32%	7.23%
INE476A16Y02	Canara Bank**	CRISIL A1+	500	2,444.00	0.31%	7.21%
Commercial Paper						
INE742F14RA5	Adani Ports and Special Economic Zone Limited**	CRISIL A1+	5,000	24,873.60	3.20%	7.42%
INE531F14EL7	Nuvama Wealth Management Limited**	CRISIL A1+	3,000	14,958.30	1.92%	8.48%
INE0XK140Z2	Highways Infrastructure Trust**	CRISIL A1+	2,700	13,451.16	1.73%	7.36%
INE267A14705	Hindustan Zinc Limited**	CRISIL A1+	2,000	9,885.64	1.27%	7.28%
INE73214792	Angel One Limited**	CRISIL A1+	2,000	9,746.03	1.25%	9.61%
INE549K14B09	Muthoot Fincorp Ltd**	CRISIL A1+	2,000	9,563.92	1.23%	9.62%
INE73214982	Angel One Limited**	CARE A1+	1,500	7,114.16	0.91%	8.85%
INE03D14544	Bharti Telecom Limited**	CRISIL A1+	1,500	6,989.56	0.90%	8.33%
INE918K14B01	Nuvama Wealth Finance Limited**	CRISIL A1+	1,000	4,887.45	0.63%	8.94%
INE03W114625	Arka Fincap Limited**	CRISIL A1+	1,000	4,875.08	0.63%	9.17%
INE73214800	Angel One Limited**	CRISIL A1+	1,000	4,870.52	0.63%	9.61%
Treasury Bill						
IN002024K250	91 Days Tbill		3,50,00,000	34,930.70	4.49%	6.59%
IN002024Y209	182 Days Tbill		2,80,00,000	28,820.68	3.68%	6.45%
IN002024Y217	182 Days Tbill		1,00,00,000	9,858.94	1.27%	6.45%
IN002023Z513	364 Days Tbill		1,00,00,000	9,846.87	1.27%	6.45%
Triparty Repo/ Reverse Repo Instrument						
Triparty Repo				298.35	0.04%	
Total				4,77,167.64	61.38%	
Alternative Investment Fund Units						
INF0R0622028	Corporate Debt Market Development Fund Class A2		15,032	1,573.35	0.20%	
Subtotal				1,573.35	0.20%	
Total				1,573.35	0.20%	
OTHERS						
Cash Margin - CCIL				38.20	\$0.00%	
Total				38.20	0.00%	
Net Current Assets				2,366.02	0.31%	
GRAND TOTAL				7,78,329.24	100.00%	

** Non Traded Securities/Illiquid Securities
\$ Less Than 0.01% of NAV

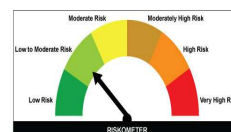
SCHEME RISK-O-METER



The risk of the scheme is Moderate

BENCHMARK NAME - CRISIL ULTRA SHORT DURATION DEBT A-I INDEX

BENCHMARK RISK-O-METER



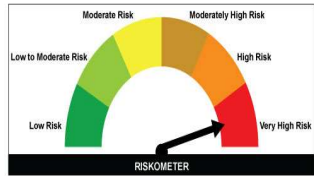
The risk of the benchmark is Low to Moderate

Monthly Portfolio Statement as on November 30,2024

ISIN	Name of the Instrument	Industry / Rating	Quantity	Market/Fair Value (Rs. in Lacs)	% to NAV	YIELD
	Equity & Equity related					
	(a) Listed / awaiting listing on Stock Exchanges					
INE044A01036	Sun Pharmaceutical Industries Limited	Pharmaceuticals & Biotechnology	65,56,349	1,16,762.02	13.52%	
INE361B01024	Divi's Laboratories Limited	Pharmaceuticals & Biotechnology	13,50,808	83,381.33	9.65%	
INE326A01037	Lupin Limited	Pharmaceuticals & Biotechnology	32,03,676	65,699.39	7.61%	
INE059A01026	Cipla Limited	Pharmaceuticals & Biotechnology	31,00,000	47,550.90	5.50%	
INE437A01024	Apollo Hospitals Enterprise Limited	Healthcare Services	6,48,795	44,305.56	5.13%	
INE089A01031	Dr. Reddy's Laboratories Limited	Pharmaceuticals & Biotechnology	36,62,170	44,030.27	5.10%	
INE043W01024	Vijaya Diagnostic Centre Limited	Healthcare Services	30,25,298	35,294.64	4.09%	
INE031B01049	Ajanta Pharma Limited	Pharmaceuticals & Biotechnology	9,59,323	28,996.02	3.36%	
INE804L01022	MedPlus Health Services Limited	Retailing	35,64,680	27,900.75	3.23%	
INE068V01023	Gland Pharma Limited	Pharmaceuticals & Biotechnology	15,00,000	26,070.00	3.02%	
INE358A01014	Abbott India Limited	Pharmaceuticals & Biotechnology	86,390	23,950.25	2.77%	
INE634S01028	Mankind Pharma Limited	Pharmaceuticals & Biotechnology	8,99,036	23,026.11	2.67%	
INE572A01036	JB Chemicals & Pharmaceuticals Limited	Pharmaceuticals & Biotechnology	12,78,814	22,191.26	2.57%	
INE406A01037	Aurobindo Pharma Limited	Pharmaceuticals & Biotechnology	17,02,630	21,497.41	2.49%	
INE159A01016	GlaxoSmithKline Pharmaceuticals Limited	Pharmaceuticals & Biotechnology	8,32,787	20,356.65	2.36%	
INE010B01027	Zyqus Lifesciences Limited	Pharmaceuticals & Biotechnology	20,00,632	19,325.10	2.24%	
INE410P01011	Narayana Hrudayalaya Limited	Healthcare Services	15,01,224	19,016.00	2.20%	
INE594H01019	Thyrocare Technologies Limited	Healthcare Services	17,65,838	17,664.56	2.04%	
INE182A01018	Pfizer Limited	Pharmaceuticals & Biotechnology	3,18,249	16,909.36	1.96%	
INE685A01028	Torrent Pharmaceuticals Limited	Pharmaceuticals & Biotechnology	5,03,364	16,732.83	1.94%	
INE540L01014	Alkem Laboratories Limited	Pharmaceuticals & Biotechnology	2,77,412	15,652.83	1.81%	
INE061F01013	Fortis Healthcare Limited	Healthcare Services	23,00,000	15,161.60	1.76%	
INE058A01010	Sanofi India Limited	Pharmaceuticals & Biotechnology	2,30,272	14,715.53	1.70%	
INE398R01022	Syngene International Limited	Healthcare Services	11,24,795	10,582.07	1.23%	
INE191A01027	Orchid Pharma Limited	Pharmaceuticals & Biotechnology	6,23,032	10,444.82	1.21%	
INE0UOS01011	Sanofi Consumer Healthcare India Limited	Pharmaceuticals & Biotechnology	2,13,659	10,309.90	1.19%	
INE600L01024	Dr. Lal Path Labs Limited	Healthcare Services	2,89,112	8,681.74	1.01%	
INE873D01024	Indoco Remedies Limited	Pharmaceuticals & Biotechnology	18,34,924	5,958.92	0.69%	
INE075I01017	Healthcare Global Enterprises Limited	Healthcare Services	9,00,432	4,523.77	0.52%	
INE203A01020	AstraZeneca Pharma India Limited	Pharmaceuticals & Biotechnology	64,078	4,206.21	0.49%	
INE168P01015	Emcure Pharmaceuticals Limited	Pharmaceuticals & Biotechnology	3,00,000	4,095.00	0.47%	
INE571A01038	IPCA Laboratories Limited	Pharmaceuticals & Biotechnology	2,38,311	3,676.07	0.43%	
INE877V01027	Suraksha Diagnostic Limited	Miscellaneous	7,93,662	3,500.05	0.41%	
INE967H01025	Krishna Institute Of Medical Sciences Limited	Healthcare Services	4,61,785	2,722.45	0.32%	
INE338H01029	Concord Biotech Limited	Pharmaceuticals & Biotechnology	1,11,738	2,377.23	0.28%	
	Subtotal			8,37,268.60	96.97%	
	(b) UNLISTED			NIL	NIL	NIL
	Subtotal			NIL	NIL	NIL
	Total			8,37,268.60	96.97%	
	Money Market Instruments					
	Triparty Repo/ Reverse Repo Instrument					
	Triparty Repo			27,794.59	3.22%	
	Total			27,794.59	3.22%	
	OTHERS					
	Cash Margin - CCIL			11.95	\$0.00%	
	Total			11.95	0.00%	
	Net Current Assets			(1,252.00)	-0.19%	
	GRAND TOTAL			8,63,823.14	100.00%	

\$ Less Than 0.01% of NAV

SCHEME RISK-O-METER



The risk of the scheme is Very High

**BENCHMARK NAME - BSE HEALTHCARE TRI
BENCHMARK RISK-O-METER**



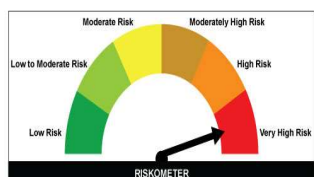
The risk of the benchmark is Very High

Monthly Portfolio Statement as on November 30,2024

ISIN	Name of the Instrument	Industry / Rating	Quantity	Market/Fair Value (Rs. in Lacs)	% to NAV	YIELD
Equity & Equity related						
(a) Listed / awaiting listing on Stock Exchanges						
INE397D01024	Bharti Airtel Limited	Telecom - Services	9,30,000	15,132.50	6.92%	
INE101A01026	Mahindra & Mahindra Limited	Automobiles	4,49,552	13,334.16	6.09%	
INE030A01027	Hindustan Unilever Limited	Diversified FMCG	5,28,000	13,179.67	6.02%	
INE154A01025	ITC Limited	Diversified FMCG	24,00,000	11,442.00	5.23%	
INE102D01028	Godrej Consumer Products Limited	Personal Products	7,62,401	9,489.22	4.34%	
INE797F01020	Jubilant Foodworks Limited	Leisure Services	13,09,227	8,438.62	3.86%	
INE176B01034	Havells India Limited	Consumer Durables	4,40,569	7,568.98	3.46%	
INE192R01011	Avenue Supermarts Limited	Retailing	1,94,324	7,208.64	3.29%	
INE854D01024	United Spirits Limited	Beverages	4,60,640	7,043.65	3.22%	
INE886F01025	United Breweries Limited	Beverages	3,58,537	6,993.26	3.20%	
INE463A01038	Berger Paints (I) Limited	Consumer Durables	13,48,820	6,659.12	3.04%	
INE585B01010	Maruti Suzuki India Limited	Automobiles	59,729	6,614.51	3.02%	
INE806T01020	Sapphire Foods India Limited	Leisure Services	18,42,299	6,009.58	2.75%	
INE758T01015	Zomato Limited	Retailing	20,79,277	5,816.99	2.66%	
INE917I01010	Bajaj Auto Limited	Automobiles	62,000	5,600.86	2.56%	
INE280A01028	Titan Company Limited	Consumer Durables	1,71,828	5,582.69	2.55%	
INE761H01022	Page Industries Limited	Textiles & Apparels	12,311	5,496.23	2.51%	
INE066A01021	Eicher Motors Limited	Automobiles	1,11,850	5,404.42	2.47%	
INE179A01014	Procter & Gamble Hygiene and Health Care Limited	Personal Products	33,695	5,354.54	2.45%	
INE021A01026	Asian Paints Limited	Consumer Durables	1,90,000	4,711.24	2.15%	
INE768C01010	Zybus Wellness Limited	Food Products	2,32,479	4,707.58	2.15%	
INE08JS01011	Go Fashion (India) Limited	Retailing	3,94,578	4,427.36	2.02%	
INE494B01023	TVS Motor Company Limited	Automobiles	1,79,000	4,357.67	1.99%	
INE355A01028	Somany Ceramics Limited	Consumer Durables	6,05,227	4,210.26	1.92%	
INE192A01025	Tata Consumer Products Limited	Agricultural Food & other Products	4,39,009	4,208.56	1.92%	
INE849A01020	Trent Limited	Retailing	55,000	3,737.47	1.71%	
INE176A01028	Bata India Limited	Consumer Durables	2,61,053	3,683.07	1.68%	
INE02YR01019	Electronics Mart India Limited	Retailing	19,73,165	3,553.08	1.62%	
INE825V01034	Vedant Fashions Limited	Retailing	2,43,538	3,492.82	1.60%	
INE646L01027	InterGlobe Aviation Limited	Transport Services	75,737	3,316.45	1.52%	
INE191H01014	PVR INOX Limited	Entertainment	1,70,000	2,618.09	1.20%	
INE142Z01019	Orient Electric Limited	Consumer Durables	11,14,635	2,613.48	1.19%	
INE710A01016	VST Industries Limited	Cigarettes & Tobacco Products	7,39,405	2,391.61	1.09%	
INE274F01020	Westlife Foodworld Limited	Leisure Services	2,78,004	2,106.16	0.96%	
INE417T01026	PB Fintech Limited	Financial Technology (Fintech)	93,113	1,763.47	0.81%	
INE935N01020	Dixon Technologies (India) Limited	Consumer Durables	9,812	1,551.02	0.71%	
INE317I01021	Metro Brands Limited	Consumer Durables	9,860	121.83	0.06%	
	Subtotal			2,09,940.86	95.94%	
	(b) UNLISTED			NIL	NIL	NIL
	Subtotal			NIL	NIL	NIL
	Total			2,09,940.86	95.94%	
	Money Market Instruments					
	Triparty Repo/ Reverse Repo Instrument					
	Triparty Repo			9,239.24	4.22%	
	Total			9,239.24	4.22%	
	OTHERS					
	Cash Margin - CCIL			5.70	\$0.00%	
	Total			5.70	0.00%	
	Net Current Assets			(363.28)	-0.16%	
	GRAND TOTAL			2,18,822.52	100.00%	

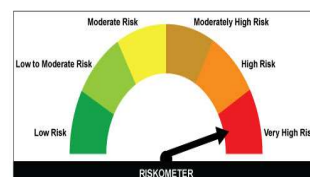
\$ Less Than 0.01% of NAV

SCHEME RISK-O-METER



The risk of the scheme is Very High

**BENCHMARK NAME - NIFTY INDIA CONSUMPTION TRI
BENCHMARK RISK-O-METER**



The risk of the benchmark is Very High

Monthly Portfolio Statement as on November 30, 2024

ISIN	Name of the Instrument	Industry / Rating	Quantity	Market/Fair Value (Rs. in Lacs)	% to NAV	YIELD
	Debt Instruments					
	(a) Listed / awaiting listing on Stock Exchange					
	Government Securities					
IN2220200017	7.83% State Government Securities	SOVEREIGN	2,94,00,000	30,315.49	6.94%	7.24%
IN3120210296	7.04% State Government Securities	SOVEREIGN	2,30,78,300	23,004.91	5.27%	7.24%
IN2220220148	7.78% State Government Securities	SOVEREIGN	1,91,00,200	19,701.99	4.51%	7.24%
IN3120210346	7.02% State Government Securities	SOVEREIGN	1,75,00,000	17,427.53	3.99%	7.24%
IN0020230036	7.17% Government of India	SOVEREIGN	1,40,00,000	14,257.36	3.27%	6.87%
IN2220220130	7.7% State Government Securities	SOVEREIGN	1,35,00,000	13,872.64	3.18%	7.24%
IN2220220122	7.76% State Government Securities	SOVEREIGN	1,25,00,000	12,878.06	2.95%	7.24%
IN2220220080	7.86% State Government Securities	SOVEREIGN	1,10,00,000	11,368.42	2.60%	7.24%
IN1520200123	6.85% State Government Securities	SOVEREIGN	1,12,00,000	10,839.91	2.51%	7.23%
IN2220200025	7.6% State Government Securities	SOVEREIGN	1,05,00,000	10,722.75	2.46%	7.24%
IN1920190213	7.09% State Government Securities	SOVEREIGN	1,03,21,200	10,318.93	2.36%	7.22%
IN2220230022	7.49% State Government Securities	SOVEREIGN	1,00,30,000	10,200.66	2.34%	7.23%
IN1520190183	7.17% State Government Securities	SOVEREIGN	1,00,00,000	10,025.28	2.30%	7.23%
IN3120210254	6.66% State Government Securities	SOVEREIGN	1,00,00,000	9,965.90	2.26%	7.10%
IN0020230135	7.32% Government of India	SOVEREIGN	90,00,000	9,245.70	2.12%	6.87%
IN1920190217	6.97% State Government Securities	SOVEREIGN	90,00,000	8,953.37	2.05%	7.21%
IN3120200016	7.75% State Government Securities	SOVEREIGN	85,00,000	8,730.82	2.00%	7.25%
IN1520200156	6.7% State Government Securities	SOVEREIGN	79,10,800	7,760.19	1.78%	7.23%
IN3120200115	6.6% State Government Securities	SOVEREIGN	79,39,300	7,757.53	1.78%	7.23%
IN1920200053	6.58% State Government Securities	SOVEREIGN	75,00,000	7,329.20	1.68%	7.21%
IN3120200222	6.33% State Government Securities	SOVEREIGN	72,89,000	7,028.45	1.61%	7.23%
IN2220220023	7.18% State Government Securities	SOVEREIGN	70,00,000	7,023.65	1.61%	7.23%
IN3120210502	7.1% State Government Securities	SOVEREIGN	65,00,000	6,534.94	1.57%	7.24%
IN2220220213	7.69% State Government Securities	SOVEREIGN	65,00,000	6,674.16	1.53%	7.28%
IN1520220238	7.68% State Government Securities	SOVEREIGN	65,00,000	6,654.25	1.52%	7.25%
IN3120200362	6.95% State Government Securities	SOVEREIGN	65,00,000	6,437.72	1.47%	7.27%
IN0020210095	6.1% Government of India	SOVEREIGN	61,42,200	5,911.71	1.35%	6.93%
IN1920200491	6.52% State Government Securities	SOVEREIGN	58,94,400	5,732.27	1.31%	7.21%
IN1520200354	6.9% State Government Securities	SOVEREIGN	55,00,000	5,450.51	1.25%	7.23%
IN1520190217	7.04% State Government Securities	SOVEREIGN	46,52,200	4,637.82	1.06%	7.23%
IN1920190106	7.17% State Government Securities	SOVEREIGN	45,00,000	4,534.94	1.04%	7.10%
IN2220200322	6.52% State Government Securities	SOVEREIGN	45,69,600	4,443.18	1.02%	7.22%
IN1920200137	6.48% State Government Securities	SOVEREIGN	45,00,000	4,373.24	1.00%	7.21%
IN2220220171	7.72% State Government Securities	SOVEREIGN	41,46,700	4,263.42	0.98%	7.28%
IN2220190101	7.27% State Government Securities	SOVEREIGN	40,00,000	4,028.29	0.92%	7.23%
IN2220200280	6.56% State Government Securities	SOVEREIGN	41,14,100	4,009.22	0.92%	7.22%
IN2120190144	7.04% State Government Securities	SOVEREIGN	40,00,000	3,985.77	0.91%	7.25%
IN1920200533	6.51% State Government Securities	SOVEREIGN	38,00,000	3,837.33	0.89%	7.21%
IN1920200020	7.93% State Government Securities	SOVEREIGN	35,00,000	3,635.33	0.83%	7.29%
IN2220190077	7.17% State Government Securities	SOVEREIGN	35,00,000	3,525.97	0.81%	7.11%
IN1520230138	7.55% State Government Securities	SOVEREIGN	31,79,500	3,249.97	0.74%	7.27%
IN2220200033	6.54% State Government Securities	SOVEREIGN	33,11,800	3,229.37	0.74%	7.22%
IN1920180156	8.22% State Government Securities	SOVEREIGN	30,00,000	3,154.42	0.72%	7.30%
IN1520200172	6.84% State Government Securities	SOVEREIGN	30,00,000	2,962.44	0.69%	7.23%
IN3120200255	6.5% State Government Securities	SOVEREIGN	30,00,000	2,915.15	0.67%	7.23%
IN1520230278	7.43% State Government Securities	SOVEREIGN	25,00,000	2,536.88	0.58%	7.26%
IN2220190036	7.39% State Government Securities	SOVEREIGN	25,00,000	2,532.73	0.58%	7.23%
IN2020200092	6.63% State Government Securities	SOVEREIGN	25,00,000	2,444.57	0.56%	7.25%
IN3120200347	6.57% State Government Securities	SOVEREIGN	25,00,000	2,430.02	0.56%	7.27%
IN3120200214	6.41% State Government Securities	SOVEREIGN	25,00,000	2,420.05	0.55%	7.23%
IN3120200065	6.73% State Government Securities	SOVEREIGN	24,45,200	2,401.18	0.55%	7.26%
IN2120200109	6.57% State Government Securities	SOVEREIGN	20,00,000	2,146.07	0.49%	7.24%
IN3120210361	7.03% State Government Securities	SOVEREIGN	20,00,000	1,992.55	0.46%	7.24%
IN3120200289	6.66% State Government Securities	SOVEREIGN	20,00,000	1,958.13	0.45%	7.23%
IN1520200198	6.46% State Government Securities	SOVEREIGN	20,00,000	1,938.57	0.44%	7.23%
IN2220210073	6.78% State Government Securities	SOVEREIGN	17,40,000	1,707.91	0.39%	7.27%
IN2220190010	8.15% State Government Securities	SOVEREIGN	15,00,000	1,567.47	0.36%	7.25%
IN1920190155	7.17% State Government Securities	SOVEREIGN	15,00,000	1,504.80	0.34%	7.22%
IN1520200222	6.49% State Government Securities	SOVEREIGN	15,00,000	1,470.64	0.34%	7.23%
IN3120200297	6.69% State Government Securities	SOVEREIGN	15,00,000	1,470.39	0.34%	7.23%
IN4520230488	7.44% State Government Securities	SOVEREIGN	14,14,900	1,433.97	0.33%	7.25%
IN3120180192	8.18% State Government Securities	SOVEREIGN	13,00,000	1,353.03	0.31%	7.13%
IN2120200083	6.73% State Government Securities	SOVEREIGN	11,50,000	1,130.29	0.26%	7.24%
IN2220220049	7.63% State Government Securities	SOVEREIGN	10,00,000	1,022.85	0.23%	7.24%
IN1520190175	7.18% State Government Securities	SOVEREIGN	10,00,000	1,002.96	0.23%	7.23%
IN3120210395	7.12% State Government Securities	SOVEREIGN	10,00,000	1,000.16	0.23%	7.24%
IN3120210437	7.09% State Government Securities	SOVEREIGN	10,00,000	998.96	0.23%	7.24%
IN2220200223	6.87% State Government Securities	SOVEREIGN	10,00,000	989.25	0.23%	7.22%
IN1520200164	6.83% State Government Securities	SOVEREIGN	10,00,000	987.03	0.23%	7.23%
IN1920200319	6.61% State Government Securities	SOVEREIGN	10,00,000	977.32	0.22%	7.21%
IN1920200459	6.53% State Government Securities	SOVEREIGN	10,00,000	973.16	0.22%	7.21%
IN1920200335	6.51% State Government Securities	SOVEREIGN	8,46,700	823.44	0.19%	7.21%
IN1520200131	6.45% State Government Securities	SOVEREIGN	8,15,300	793.80	0.18%	7.23%
IN3120180200	8.08% State Government Securities	SOVEREIGN	6,95,000	721.28	0.17%	7.12%
IN1520220014	7.77% State Government Securities	SOVEREIGN	5,00,000	516.07	0.12%	7.27%
IN1920200012	7.8% State Government Securities	SOVEREIGN	5,00,000	515.14	0.12%	7.23%
IN2220220197	7.7% State Government Securities	SOVEREIGN	5,00,000	513.81	0.12%	7.27%
IN3120190225	7.19% State Government Securities	SOVEREIGN	5,00,000	501.85	0.11%	7.24%
IN1920190163	7.2% State Government Securities	SOVEREIGN	5,00,000	501.31	0.11%	7.27%
IN1520200271	7.07% State Government Securities	SOVEREIGN	5,00,000	496.48	0.11%	7.26%
IN2020190228	6.84% State Government Securities	SOVEREIGN	5,00,000	491.73	0.11%	7.25%
IN1520210015	6.72% State Government Securities	SOVEREIGN	5,00,000	491.37	0.11%	7.23%
IN1920200210	6.56% State Government Securities	SOVEREIGN	5,00,000	487.63	0.11%	7.21%
IN3120200149	6.55% State Government Securities	SOVEREIGN	5,00,000	487.38	0.11%	7.23%
IN1520200040	6.47% State Government Securities	SOVEREIGN	5,00,000	485.82	0.11%	7.23%
IN1520200214	6.5% State Government Securities	SOVEREIGN	4,06,000	394.23	0.09%	7.23%
IN3120210262	6.83% State Government Securities	SOVEREIGN	3,95,000	388.28	0.09%	7.27%
IN3120180006	8.15% State Government Securities	SOVEREIGN	2,50,000	258.64	0.08%	7.12%
IN1920210151	6.83% State Government Securities	SOVEREIGN	2,57,500	253.15	0.08%	7.27%
IN1520200073	6.54% State Government Securities	SOVEREIGN	2,17,100	211.53	0.05%	7.23%
IN0020220011	7.1% Government of India	SOVEREIGN	1,61,700	164.03	0.04%	6.82%
IN2220180052	8.08% State Government Securities	SOVEREIGN	1,15,400	119.80	0.03%	7.11%
IN3120190217	7.17% State Government Securities	SOVEREIGN	1,00,000	100.76	0.02%	7.11%
IN1520200052	6.6% State Government Securities	SOVEREIGN	1,00,000	98.63	0.02%	7.08%
IN3120170108	8.28% State Government Securities	SOVEREIGN	50,000	51.82	0.01%	7.12%
IN3120180010	8.05% State Government Securities	SOVEREIGN	48,000	49.50	0.01%	7.12%
IN1520200297	7.11% State Government Securities	SOVEREIGN	300	0.30	0.00%	7.26%
IN2220200264	6.63% State Government Securities	SOVEREIGN	200	0.20	0.00%	7.22%
	Subtotal			4,25,600.78	97.47%	
	(b) Privately placed / Unlisted			NIL	NIL	NIL
	Subtotal			NIL	NIL	NIL
	(c) Securitised Debt			NIL	NIL	NIL
	Subtotal			NIL	NIL	NIL
	Total			4,25,600.78	97.47%	
	Money Market Instruments					
	Triparty Repo/ Reverse Repo Instrument					
	Triparty Repo			2,718.88	0.62%	
	Total			2,718.88	0.62%	
	Alternatives Investment Fund Units					
INF0RQ822028	Corporate Debt Market Development Fund Class A2		11,413	1,194.64	0.27%	
	Subtotal			1,194.64	0.27%	
	Total			1,194.64	0.27%	
	OTHERS					
	Cash Margin - CCIL			20.44	0.00%	
	Total			20.44	0.00%	
	Net Current Assets			7,066.35	1.64%	
	GRAND TOTAL			4,36,603.93	100.00%	

\$ Less Than 0.01% of NAV

SCHEME RISK-O-METER



BENCHMARK NAME - NIFTY COMPOSITE DEBT INDEX A-III
BENCHMARK RISK-O-METER



ISIN	Name of the Instrument	Industry / Rating	Quantity	Market/Fair Value (Rs. in Lacs)	% to NAV	YIELD
	Equity & Equity related (a) Listed / awaiting listing on Stock Exchanges					
INE040A01034	HDFC Bank Limited	Banks	1,40,00,448	2,51,455.05	6.45%	
INE090A01021	ICICI Bank Limited	Banks	1,19,81,360	1,55,769.66	3.99%	
INE238A01034	Axis Bank Limited	Banks	1,05,00,121	1,19,312.87	3.06%	
INE090A01021	Infosys Limited	IT - Software	1,17,50,54	1,17,053.91	3.00%	
INE002A01018	Rancho Industries Limited	Petroleum Products	90,00,000	1,16,298.00	2.98%	
INE200A01026	GE Vernova T&D India Limited	Electrical Equipment	63,41,917	1,11,376.75	2.86%	
INE473A01011	Linde India Limited	Chemicals & Petrochemicals	15,24,539	1,05,509.53	2.71%	
INE230A01023	Eli Limited	Leisure Services	2,51,87,817	95,562.58	2.45%	
INE030A01020	State Bank of India	Banking	1,10,00,000	92,299.30	2.37%	
INE030A01023	The Indian Hotels Company Limited	Leisure Services	11,00,011	87,269.39	2.24%	
INE018A01030	Larsen & Toubro Limited	Construction	22,91,889	85,368.28	2.19%	
INE180A01020	Max Financial Services Limited	Insurance	75,00,000	85,046.25	2.18%	
INE386A01015	Vesuvius India Limited	Industrial Products	15,76,028	84,696.53	2.17%	
INE735E01010	NTPC Limited	Power	2,30,00,000	83,639.50	2.14%	
INE296A01024	Bajaj Finance Limited	Finance	12,19,397	80,186.33	2.06%	
INE245A01021	Tata Power Company Limited	Power	1,68,00,000	69,577.20	1.78%	
INE127D01025	HDFC Asset Management Company Limited	Capital Markets	16,34,497	68,718.34	1.76%	
INE154A01025	ITC Limited	Diversified FMCG	1,24,49,500	59,352.99	1.52%	
INE174A01028	Kanamal India Limited	Industrial Manufacturing	19,54,075	59,214.92	1.50%	
INE191H01014	PVR INOX Limited	Entertainment	33,01,725	50,848.22	1.30%	
INE860A01027	HCL Technologies Limited	IT - Software	26,00,000	48,049.30	1.23%	
INE404A01024	Aditya Birla Sun Life AMC Limited	Capital Markets	54,08,382	46,793.32	1.20%	
INE018E01016	SBI Cards and Payment Services Limited	Finance	60,16,219	42,149.63	1.08%	
INE738T01015	Zomato Limited	Retailing	1,50,30,596	42,046.34	1.08%	
INE775A01035	Sarnvardhana Motherson International Limited	Auto Components	2,50,00,000	40,615.00	1.04%	
INE323A01026	Bosch Limited	Auto Components	1,06,830	37,354.39	0.96%	
INE795G01014	HDFC Life Insurance Company Limited	Insurance	55,00,000	36,176.25	0.93%	
INE797F01020	Jubilant Foodworks Limited	Leisure Services	52,90,194	34,097.95	0.87%	
INE077Y01011	Hindustan Energy India Limited	Electrical Equipment	2,83,489	33,957.87	0.87%	
INE226A01021	Volvo Limited	Consumer Durables	20,20,273	33,501.18	0.86%	
INE020B01018	REC Limited	Finance	62,56,964	33,324.59	0.85%	
INE663F01024	Info Edge (India) Limited	Retailing	4,00,490	33,061.65	0.85%	
INE982J01020	One 97 Communications Limited	Financial Technology (Fintech)	36,56,050	32,968.43	0.85%	
INE389H01021	KEC International Limited	Transport Services	30,48,881	32,144.35	0.82%	
INE043W01024	Vijaya Diagnostic Centre Limited	Healthcare Services	26,97,160	31,466.42	0.81%	
INE299U01018	Compton Greaves Consumer Electricals Limited	Consumer Durables	70,15,137	28,741.02	0.74%	
INE761H01022	Page Industries Limited	Textiles & Apparel	62,183	27,761.54	0.71%	
INE044A01036	Sun Pharmaceutical Industries Limited	Pharmaceuticals & Biotechnology	15,33,223	27,305.17	0.70%	
INE1480U01017	Delhivery Limited	Transport Services	78,37,686	26,930.37	0.69%	
INE094J01016	UTI Asset Management Company Limited	Capital Markets	20,23,749	26,291.54	0.67%	
INE325A01013	Timken India Limited	Industrial Products	7,65,286	25,854.42	0.66%	
INE872J01023	Devyani International Limited	Leisure Services	1,53,75,802	25,405.44	0.65%	
INE381B01024	Duvi's Laboratories Limited	Pharmaceuticals & Biotechnology	3,98,947	24,625.80	0.63%	
INE069V01023	Gland Pharma Limited	Pharmaceuticals & Biotechnology	14,16,437	24,519.60	0.63%	
INE498B01024	Shoppers Stop Limited	Retailing	41,09,700	24,543.13	0.63%	
INE358A01014	Abbott India Limited	Pharmaceuticals & Biotechnology	87,483	24,253.26	0.62%	
INE067A01029	CG Power and Industrial Solutions Limited	Electrical Equipment	32,86,409	24,064.73	0.62%	
INE839M01018	Schneider Electric Infrastructure Limited	Electrical Equipment	28,89,986	24,004.22	0.62%	
INE389H01021	CE Automotive India Limited	Auto Components	49,86,332	23,948.35	0.62%	
INE848L01017	ALU Small Finance Bank Limited	Banks	39,41,275	22,991.43	0.59%	
INE003A01024	Siemens Limited	Electrical Equipment	3,00,454	22,716.88	0.58%	
INE302A01020	Exide Industries Limited	Auto Components	50,00,000	22,630.00	0.58%	
INE342J01019	ZF Commercial Vehicle Control Systems India Limited	Auto Components	1,70,000	21,222.12	0.54%	
INE732A01017	Gillette India Limited	Personal Products	2,12,716	20,873.16	0.54%	
INE134E01011	Power Finance Corporation Limited	Finance	41,75,000	20,678.78	0.53%	
INE117A01022	ABB India Limited	Electrical Equipment	2,75,000	20,408.44	0.52%	
INE804L01022	MedPlus Health Services Limited	Retailing	25,00,000	19,567.50	0.50%	
INE855A01032	Amara Raja Energy & Mobility Ltd	Auto Components	15,24,916	19,529.60	0.50%	
INE114A01025	Container Corporation of India Limited	Transport Services	23,50,384	19,469.41	0.49%	
INE192A01021	Pfizer Limited	Pharmaceuticals & Biotechnology	3,62,848	19,279.02	0.49%	
INE389R01022	Syngene International Limited	Healthcare Services	20,26,690	19,067.10	0.49%	
INE916U01025	Sheela Foam Limited	Consumer Durables	22,37,329	18,810.34	0.48%	
INE463A01038	Berger Paints (I) Limited	Consumer Durables	37,97,179	18,746.67	0.48%	
INE325A01037	Lupin Limited	Pharmaceuticals & Biotechnology	9,00,000	18,496.75	0.48%	
INE031B01049	Ajanta Pharma Limited	Pharmaceuticals & Biotechnology	6,07,460	18,360.78	0.47%	
INE806T01020	Sapphire Foods India Limited	Leisure Services	54,55,730	17,796.59	0.46%	
INE00NG01011	NTPC Green Energy Limited	Power	1,40,72,567	17,568.19	0.45%	
INE589A01014	NLC India Limited	Power	66,93,053	17,324.97	0.44%	
INE152M01016	Trirent Turbine Limited	Electrical Equipment	22,29,871	17,117.60	0.44%	
INE216P01012	Avas Financiers Limited	Finance	10,00,000	16,731.50	0.43%	
INE671A01010	Honeywell Automation India Limited	Industrial Manufacturing	40,766	16,646.86	0.43%	
INE081A01020	Tata Steel Limited	Ferrous Metals	1,15,00,000	16,622.10	0.43%	
INE12J01017	Inus Towers Limited	Telecom - Services	47,30,145	16,524.76	0.42%	
INE572A01038	JS Chemicals & Pharmaceuticals Limited	Pharmaceuticals & Biotechnology	9,49,234	16,462.47	0.42%	
INE481G01011	UltraTech Cement Limited	Cement & Cement Products	1,45,372	16,284.79	0.42%	
INE155A01022	Tata Motors Limited	Automobiles	20,00,000	15,729.00	0.40%	
INE665L01035	Varroc Engineering Limited	Auto Components	29,68,996	15,419.48	0.40%	
INE470A01017	3M India Limited	Diversified	47,496	15,315.23	0.39%	
INE019F01027	Hyundai Motor India Ltd	Automobiles	5,97,961	15,293.32	0.39%	
INE192A01025	Tata Consumer Products Limited	Agricultural Food & Other Products	15,57,692	14,932.81	0.38%	
INE766P01016	Mahindra Logistics Limited	Transport Services	38,39,999	14,703.36	0.38%	
INE259A01022	Colgate Palmolive (India) Limited	Personal Products	5,00,473	14,462.42	0.37%	
INE868F01025	United Breweries Limited	Beverages	7,27,207	14,184.17	0.36%	
INE073K01018	Sona BLW Precision Forgings Limited	Auto Components	21,00,000	14,103.60	0.36%	
INE647001011	Aditya Birla Fashion and Retail Limited	Retailing	44,61,003	13,998.28	0.36%	
INE752H01013	CARE Ratings Limited	Capital Markets	9,13,365	13,863.05	0.36%	
INE548C01032	Emami Limited	Personal Products	20,00,000	13,680.00	0.35%	
INE168P01015	Emcure Pharmaceuticals Limited	Pharmaceuticals & Biotechnology	10,00,000	13,650.00	0.35%	
INE551A01024	Kansai Nerolac Paints Limited	Consumer Durables	47,35,855	13,541.41	0.34%	
INE217B01036	Kajaria Ceramics Limited	Consumer Durables	10,94,835	13,213.56	0.34%	
INE256A01028	Zee Entertainment Enterprises Limited	Entertainment	1,00,00,000	12,916.00	0.33%	
INE716A01013	Whirlpool of India Limited	Consumer Durables	6,97,500	12,896.78	0.33%	
INE00R701022	Dalmia Bharat Limited	Cement & Cement Products	6,97,123	12,890.08	0.33%	
INE36901010	VRL Logistics Limited	Transport Services	23,02,383	12,496.53	0.32%	
INE235A01022	Finolex Cables Limited	Industrial Products	10,08,142	11,592.12	0.30%	
INE486A01021	CESC Limited	Power	63,56,063	11,058.28	0.28%	
INE02YR01019	Electronics Mart India Limited	Retailing	60,82,245	10,952.30	0.28%	
INE410P01011	Narayana Hrudayalaya Limited	Healthcare Services	8,59,153	10,882.89	0.28%	
INE714V01010	Credicuss Greenear Limited	Finance	12,06,175	10,679.70	0.28%	
INE655S01024	TeamLease Services Limited	Commercial Services & Supplies	3,70,978	10,751.87	0.28%	
INE09V001012	Indigo Paints Limited	Consumer Durables	7,50,000	10,751.63	0.28%	
INE955S01015	Niva Bupa Health Insurance Company Limited	Insurance	1,35,13,400	10,187.75	0.26%	
INE0LXG01040	Ola Electric Mobility Ltd	Automobiles	1,14,24,664	9,986.30	0.26%	
INE055A01010	Sanoft India Limited	Pharmaceuticals & Biotechnology	1,52,371	9,737.27	0.25%	
INE427F01016	Chalet Hotels Limited	Leisure Services	10,93,117	9,729.83	0.25%	
INE055S01018	Cyient Dim Ltd	Industrial Manufacturing	13,20,000	9,230.10	0.24%	
INE764D01017	V.S.T Tilers Tractors Limited	Agricultural, Commercial & Construction Vehicles	1,76,392	8,467.79	0.22%	
INE930C01021	Sansera Engineering Limited	Auto Components	5,14,801	8,173.24	0.21%	
INE339V01020	Indian Railway Catering And Tourism Corporation Limited	Leisure Services	10,00,000	8,159.50	0.21%	
INE791H01019	Brigade Enterprises Limited	Realty	6,50,134	8,067.51	0.21%	
INE108V01019	Awfis Space Solutions Limited	Commercial Services & Supplies	11,34,780	7,873.67	0.20%	
INE0U0S01011	Sanoft Consumer Healthcare India Limited	Pharmaceuticals & Biotechnology	1,52,371	7,352.51	0.19%	
INE101010111	Afcos Infrastructure Limited	Construction	12,03,943	6,066.07	0.16%	
INE79A01011	GE Power India Limited	Electrical Equipment	12,91,146	5,369.26	0.14%	
INE56R01016	TCI Express Limited	Transport Services	6,20,790	5,206.57	0.13%	
INE933K01021	Bajaj Consumer Care Limited	Personal Products	23,79,515	5,005.31	0.13%	
INE220B01022	Kalpataru Projects International Limited	Construction	4,00,028	4,560.52	0.12%	
	Subtotal			38,52,800.06	98.80%	
	(b) UNLISTED			NIL	NIL	NIL
	Subtotal			NIL	NIL	NIL
	Total			38,52,800.06	98.80%	
	Money Market Instruments					
	Triparty Repo/ Reverse Repo Instrument					
	Triparty Repo			51,962.48	1.33%	
	Total			51,962.48	1.33%	
	OTHERS					
	Cash Margin - CCIL			31.25	0.00%	
	Total			31.25	0.00%	
	Net Current Assets			(4,714,400)	(8.13%)	
	GRAND TOTAL			38,00,078.78	100.00%	

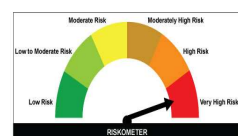
\$ Less Than 0.01% of NAV

SCHEME RISK-O-METER



BENCHMARK NAME - NIFTY 500 MULTICAP 50:25:25 TRI

BENCHMARK RISK-O-METER



Monthly Portfolio Statement as on November 30, 2024

ISIN	Name of the Instrument	Industry / Rating	Quantity	Market/Fair Value (Rs. in Lacs)	% to NAV	YIELD
Debt Instruments						
(a) Listed / awaiting listing on Stock Exchange						
Government Securities						
IN002020128	6.85% Government of India	SOVEREIGN	6,65,00,000	66,505.45	2.07%	6.60%
IN002009036	6.35% Government of India	SOVEREIGN	2,48,08,000	24,803.14	0.77%	6.58%
IN132014007	8.15% State Government Securities	SOVEREIGN	65,00,000	6,509.58	0.20%	6.64%
IN002014007	8.05% State Government Securities	SOVEREIGN	50,00,000	5,009.84	0.16%	6.62%
IN3420140136	8.1% State Government Securities	SOVEREIGN	5,00,000	500.99	0.02%	6.62%
Non Convertible Debentures						
INE115A07P07	6.4% LC Housing Finance Limited**	CRISIL AAA	2,000	19,960.56	0.62%	7.30%
INE020B0906	8.27% REC Limited**	CRISIL AAA	950	9,510.69	0.30%	7.32%
INE134D09U1	8.48% Power Finance Corporation Limited**	CRISIL AAA	900	9,001.17	0.28%	7.29%
INE040D08140	8.6% Bsnl Telecom Limited**	CRISIL A+	850	8,500.21	0.27%	7.22%
INE261F08M3	5.95% National Bank For Agriculture and Rural Development**	ICRA AA+	850	8,474.46	0.26%	7.27%
INE057F08G1	7.05% National Housing Bank**	CRISIL AAA	750	7,486.52	0.23%	7.01%
INE121A07D4	6.3% Cholamandalam Investment and Finance Company Ltd**	ICRA A+	500	4,993.31	0.16%	7.09%
INE261F08D1	5.23% National Bank For Agriculture and Rural Development**	CRISIL AAA	250	2,490.40	0.08%	7.20%
Subtotal				1,73,798.32	5.41%	
(b) Privately placed / Unlisted						
Subtotal				NIL	NIL	
(c) Securitised Debt				NIL	NIL	
Subtotal				NIL	NIL	
Total				1,73,798.32	5.41%	
Money Market Instruments						
Certificate of Deposit						
INE08A16C06	Bank of India**	CRISIL A+	30,000	1,47,531.45	4.59%	7.19%
INE03A16A32	IBBI Bank Limited**	CRISIL A+	20,000	96,728.00	3.07%	7.24%
INE100A16G0	Punjab National Bank**	CRISIL A+	18,000	18,300.25	0.06%	7.10%
INE160A16Q1	Punjab National Bank**	CRISIL A+	17,000	83,809.32	2.61%	7.20%
INE04A16R13	Aus Bank Limited**	CRISIL A+	15,000	73,728.50	2.30%	7.18%
INE23A06G06	Aus Bank Limited**	CRISIL A+	10,000	49,781.70	1.50%	6.96%
INE02A16S49	State Bank of India**	CRISIL A+	10,000	49,755.45	1.50%	6.90%
INE100A16S48	Punjab National Bank**	CRISIL A+	10,000	49,689.20	1.50%	7.10%
INE05A16R07	Punjab & Sind Bank**	ICRA A+	10,000	49,636.70	1.50%	7.22%
INE02A16G09	Bank of Baroda**	FITCH A+	10,000	49,622.95	1.50%	7.11%
INE021T16K6	IDFC First Bank Limited**	FITCH A+	10,000	49,511.00	1.54%	7.21%
INE02A16G05	Bank of Baroda**	FITCH A+	10,000	49,410.00	1.54%	7.15%
INE02A16Y1	Union Bank of India**	ICRA A+	10,000	49,168.05	1.53%	7.18%
INE02A16E20	Bank of Baroda	FITCH A+	10,000	49,167.10	1.53%	7.19%
INE08A16R93	Punjab & Sind Bank**	ICRA A+	7,000	34,566.96	1.08%	7.25%
INE04A16EJ9	IDFC Bank Limited**	CRISIL A+	6,500	32,340.28	1.01%	6.93%
INE23A06G02	Aus Bank Limited**	CRISIL A+	6,000	29,707.08	0.92%	7.14%
INE52A16N1	Indian Bank**	CRISIL A+	5,000	24,849.53	0.77%	7.13%
INE08A16X08	IDBI Bank Limited**	CRISIL A+	5,000	24,849.30	0.77%	7.14%
INE04A16F57	IDFC Bank Limited**	CARE A+	5,000	24,684.50	0.76%	7.17%
INE04A16E1	IDFC Bank Limited**	ICRA A+	5,000	24,608.05	0.77%	7.18%
INE02A16X5	Bank of Baroda	FITCH A+	4,000	19,886.32	0.61%	7.18%
INE23A06G05	Aus Bank Limited**	CRISIL A+	4,000	14,954.39	0.46%	6.96%
INE160A16P93	Punjab National Bank	CRISIL A+	3,000	14,763.77	0.46%	7.21%
INE02A16X01	Union Bank of India**	FITCH A+	2,500	12,445.74	0.39%	6.92%
INE021T16K40	IDFC First Bank Limited**	CRISIL A+	2,500	12,365.03	0.38%	7.21%
INE02A16G07	Union Bank of India**	FITCH A+	2,000	9,908.51	0.31%	7.17%
INE02A16E1	Bank of Baroda**	FITCH A+	2,000	9,868.62	0.31%	7.16%
INE05A16H46	Industrial Bank Limited**	CRISIL A+	2,000	9,846.35	0.31%	7.21%
INE23A06G03	Aus Bank Limited**	CRISIL A+	1,500	7,464.41	0.23%	6.96%
INE47A16K93	Canara Bank**	CRISIL A+	1,500	7,424.32	0.23%	7.16%
INE261F0795	National Bank For Agriculture and Rural Development**	CRISIL A+	1,000	7,400.87	0.02%	7.19%
INE47A16KJ5	Canara Bank**	CRISIL A+	1,000	4,954.36	0.15%	7.10%
INE261F0769	National Bank For Agriculture and Rural Development**	CRISIL A+	1,000	4,954.26	0.15%	7.17%
INE160A16M8	Punjab National Bank	CRISIL A+	1,000	4,916.56	0.15%	7.20%
INE261F0819	National Bank For Agriculture and Rural Development**	CRISIL A+	1,000	4,915.76	0.15%	7.19%
INE056F16D1	Small Industries Dev Bank of India**	CARE A+	500	2,480.61	0.08%	7.14%
INE34R16Q24	All Small Finance Bank Limited**	CARE A+	500	2,467.04	0.08%	7.49%
INE09A06105	ICICI Bank Limited**	ICRA A+	100	499.53	0.02%	6.89%
Commercial Paper						
INE09014C25	Reliance Retail Ventures Limited**	CRISIL A+	14,000	69,705.72	2.17%	7.00%
INE110L143M6	Reliance Jio Infocomm Limited**	CRISIL A+	10,000	49,857.10	1.50%	6.97%
INE261F14M0	National Bank For Agriculture and Rural Development**	CRISIL A+	10,000	49,698.00	1.50%	7.19%
INE245A1417	Tata Power Company Limited**	FITCH A+	10,000	49,353.25	1.49%	7.34%
INE081A14F1	Tata Steel Limited**	ICRA A+	10,000	49,299.00	1.54%	7.31%
INE01A14G1	Larsen & Toubro Limited**	CRISIL A+	10,000	49,268.05	1.53%	7.23%
INE261F14M4	National Bank For Agriculture and Rural Development**	ICRA A+	10,000	49,200.75	1.53%	7.29%
INE3414818	Sikka Ports and Terminals Limited**	ICRA A+	9,000	44,410.91	1.38%	7.29%
INE001A16B3	Tata Power Renewable Energy Limited**	ICRA A+	8,000	39,632.10	1.23%	7.37%
INE09L14C54	Beta Group Holdings Private Limited**	CRISIL A+	7,000	34,374.34	1.07%	7.73%
INE51A14E1	Export Import Bank of India**	CRISIL A+	6,000	29,873.94	0.93%	7.00%
INE01A14F5	Tata Steel Limited**	ICRA A+	6,000	29,872.74	0.93%	7.07%
INE128M1499	LAT Metro Rail (Hyderabad) Limited**	CRISIL A+	6,000	29,645.72	0.92%	7.57%
INE03A14W1	ICICI Securities Limited**	CRISIL A+	6,000	29,519.07	0.92%	7.53%
INE01C14S1	Poonawalla Fincorp Limited**	CARE A+	6,000	29,517.03	0.92%	7.60%
INE11C14X9	Poonawalla Fincorp Limited**	CARE A+	6,000	29,474.97	0.92%	7.59%
INE01A14F08	Tata Steel Limited**	ICRA A+	5,000	24,061.48	0.76%	7.04%
INE02E14H95	Kotak Securities Limited**	CRISIL A+	5,000	24,004.08	0.76%	7.40%
INE11C14X6	Poonawalla Fincorp Limited**	CRISIL A+	5,000	24,088.60	0.78%	7.43%
INE03A14W9	ICICI Securities Limited**	CRISIL A+	5,000	24,869.80	0.77%	7.30%
INE51A14E15	Export Import Bank of India**	CRISIL A+	5,000	24,791.53	0.77%	7.14%
INE51A14G7	Pitman Capital & Housing Finance Limited**	CRISIL A+	5,000	24,709.23	0.77%	8.20%
INE02A16C54	Reliance Retail Ventures Limited**	CRISIL A+	5,000	24,647.28	0.77%	7.26%
INE0700A14M8	IDFC Securities Limited**	CRISIL A+	5,000	24,627.65	0.76%	7.59%
INE110014E2	Aus Securities Limited**	CRISIL A+	5,000	24,626.90	0.77%	7.58%
INE02E14P07	Kotak Securities Limited**	ICRA A+	5,000	24,563.90	0.77%	7.54%
INE151A1409	Tata Communications Limited**	CRISIL A+	4,700	23,414.53	0.74%	6.96%
INE10F14174	Panasonic Fintech Private Limited**	CARE A+	4,600	22,777.68	0.71%	7.75%
INE080A1468	Aditya Birla Finance Limited**	FITCH A+	4,500	22,396.97	0.70%	7.30%
INE037A14Q2	Tata Capital Limited**	ICRA A+	4,000	19,988.00	0.62%	7.30%
INE73G14V1	ICICI Securities Limited	CRISIL A+	4,000	19,907.80	0.62%	7.30%
INE07A14N9	PNB Housing Finance Limited**	CRISIL A+	4,000	19,792.46	0.62%	7.30%
INE01C14A8	Bajaj Financial Securities Limited**	CRISIL A+	4,000	19,790.68	0.62%	7.30%
INE51A14G24	Pitman Capital & Housing Finance Limited**	CRISIL A+	4,000	19,700.76	0.61%	8.28%
INE02A14Q56	Godrej Finance Limited**	CRISIL A+	4,000	19,694.94	0.61%	7.64%
INE037A14W6	Hera Finroy Limited**	ICRA A+	4,000	19,695.24	0.61%	7.79%
INE110014E40	Aus Securities Limited**	CRISIL A+	4,000	19,681.42	0.61%	7.57%
INE02A14Q20	Julius Baer Capital India Pvt Ltd**	CRISIL A+	4,000	19,687.54	0.61%	7.81%
INE73G14S21	ICICI Securities Limited**	CRISIL A+	3,000	17,438.79	0.54%	7.30%
INE07A14Y0	Tata Capital Limited	ICRA A+	3,000	17,361.80	0.54%	7.40%
INE089A14D7	GIC Housing Finance Limited**	CRISIL A+	3,000	17,337.65	0.54%	7.43%
INE73G14Y07	ICICI Securities Limited**	CRISIL A+	3,000	14,897.19	0.46%	7.49%
INE01C314A00	Bajaj Financial Securities Limited**	CRISIL A+	3,000	14,886.08	0.46%	7.50%
INE12K14699	SBI-CAP Securities Limited**	CRISIL A+	3,000	14,843.12	0.46%	7.50%
INE002E14123	Koostu Saavan Fin Ind Pvt Ltd**	CRISIL A+	3,000	14,830.15	0.46%	7.80%
INE07A14T6	Network18 Media & Investments Limited**	CARE A+	2,500	12,340.68	0.38%	7.20%
INE102A1469	Tata Consumer Products Limited**	ICRA A+	2,000	9,969.26	0.31%	7.04%
INE037A14E18	IGI Holdings Private Limited**	CRISIL A+	2,000	9,950.09	0.31%	7.61%
INE24A14Q6M	360 One Prime Limited**	CRISIL A+	2,000	9,888.05	0.31%	8.27%
INE02A14H93	Julius Baer Capital India Pvt Ltd**	CRISIL A+	2,000	9,886.07	0.31%	7.79%
INE037A14E19	Nu Vista Limited**	CRISIL A+	2,000	9,854.99	0.31%	7.49%
INE460M14685	Sell Energy India Limited**	ICRA A+	2,000	9,852.22	0.31%	7.50%
INE118D14878	Nuvoo Vista Corporation Limited**	CRISIL A+	2,000	9,800.22	0.31%	7.40%
INE06514A89	Aditya Birla Money Limited**	CRISIL A+	2,000	9,847.75	0.31%	7.73%
INE0A0514073	Aseem Infrastructure Finance Limited**	FITCH A+	2,000	9,827.57	0.31%	7.81%
INE02A14Q25	Julius Baer Capital India Pvt Ltd**	CRISIL A+	2,000	9,827.57	0.31%	7.81%
INE73G14S25	ICICI Securities Limited**	CRISIL A+	1,800	9,954.92	0.29%	7.30%
INE23A14T4	Godrej Industries Limited**	CRISIL A+	1,500	7,434.93	0.23%	7.29%
INE23A14T86	Godrej Industries Limited**	CRISIL A+	1,500	7,432.01	0.23%	7.26%
INE23A14U18	Godrej Industries Limited**	ICRA A+	1,500	7,430.54	0.23%	7.26%
INE23A14U00	Godrej Industries Limited**	CRISIL A+	1,500	7,426.15	0.23%	7.26%
INE07A14T14	Network18 Media & Investments Limited**	FITCH A+	1,500	7,402.95	0.23%	7.26%
INE48A14J4U6	Godrej Properties Limited**	ICRA A+	1,500	7,370.07	0.23%	7.38%
INE46L14E85	360 One WAM Limited**	CARE A+	1,500	7,377.75	0.23%	8.29%
INE085C14M95	Aditya Birla Money Limited**	CRISIL A+	1,500	7,373.51	0.23%	7.73%
INE48A14Y18	Godrej Properties Limited**	ICRA A+	1,480	7,263.58	0.23%	7.39%
INE0A014101	CHN Industrial Capital India Private Limited**	CRISIL A+	1,000	4,978.04	0.16%	7.32%
INE0A14A21	Marriott Pharma Limited**	CRISIL A+	1,000	4,963.87	0.16%	7.39%
INE02FN14242	IGI Holdings Private Limited**	CRISIL A+	1,000	4,951.65	0.15%	7.90%
INE09L14E10	Beta Group Holdings Private Limited**	CRISIL A+	1,000	4,920.07	0.15%	7.72%
INE05C14R80	Aditya Birla Money Limited**	CRISIL A+	700	3,499.32	0.11%	7.08%
INE51A14R4V	Export Import Bank of India**	CRISIL A+	500	2,497.61	0.08%	7.00%
INE417C14645	Planis Investment and Industries Corporation Limited**	CRISIL A+	500	2,477.23	0.08%	7.62%
INE07A14F97	Bancopy Investments & Loans (India) Private Limited**	CRISIL A+	500	2,472.55	0.08%	7.69%
Treasury Bill						
IN002024X08	91 Days Tbill		7,50,00,000	74,566.05	2.32%	6.44%
IN002024X78	91 Days Tbill		6,80,00,000	67,534.06	2.10%	6.49%
IN002024X50	91 Days Tbill		5,50,00,000	54,891.10	1.71%	6.58%
IN002024X00	91 Days Tbill		5,25,00,000	51,947.91	1.62%	

[Index](#)

Monthly Portfolio Statement as on November 30,2024

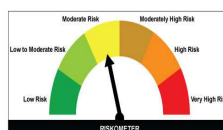
ISIN	Name of the Instrument	Industry / Rating	Quantity	Market/Fair Value (Rs. in Lacs)	% to NAV	YIELD
Debt Instruments						
(a) Listed / awaiting listing on Stock Exchange						
Government Securities						
IN0020200120	7.53% Government of India	SOVEREIGN	2,10,00,000	2,610.81	2.80%	7.62%
IN0020210137	7.53% Government of India	SOVEREIGN	2,10,00,000	2,206.18	2.75%	7.75%
IN2120180095	8.37% State Government Securities	SOVEREIGN	2,00,00,000	20,922.30	2.71%	7.15%
IN0020230135	7.32% Government of India	SOVEREIGN	2,00,00,000	20,546.00	2.66%	6.87%
IN0020230036	7.17% Government of India	SOVEREIGN	2,00,00,000	20,367.66	2.64%	6.87%
IN3320180033	7.17% State Government Securities	SOVEREIGN	83,38,600	8,394.47	1.09%	7.11%
IN1520180333	8.14% State Government Securities	SOVEREIGN	79,37,200	8,270.09	1.07%	7.11%
IN4520190039	7.61% State Government Securities	SOVEREIGN	65,00,000	6,595.71	0.85%	7.09%
IN1520220337	7.49% State Government Securities	SOVEREIGN	50,00,000	5,074.60	0.66%	7.10%
IN2920120122	7.86% State Government Securities	SOVEREIGN	25,00,000	2,558.66	0.33%	7.12%
IN2220220049	7.63% State Government Securities	SOVEREIGN	20,00,000	2,045.70	0.26%	7.24%
IN0020230101	7.37% Government of India	SOVEREIGN	20,00,000	2,044.37	0.26%	6.82%
IN1520190183	7.17% State Government Securities	SOVEREIGN	10,00,000	1,002.53	0.13%	7.23%
IN0004260196	5.33% GCI Strips (MD 12/04/2026)	SOVEREIGN	6,06,000	6,065.66	0.79%	6.26%
IN1920140119	8.08% State Government Securities	SOVEREIGN	5,00,000	5,019.91	0.06%	6.65%
IN1520220147	7.47% State Government Securities	SOVEREIGN	3,21,900	323.73	0.04%	6.92%
IN0010250039	GCI Strips (MD 12/10/2025)	SOVEREIGN	1,68,900	159.60	0.02%	6.77%
IN0020089069	6.9% Government of India	SOVEREIGN	1,11,000	110.66	0.01%	7.12%
Non Convertible Debentures						
INE556F08K1	7.79% Small Industries Dev Bank of India**	CRISIL AAA	35,000	35,199.78	4.56%	7.55%
INE936D07174	6.4% Jamnagar Utilities & Power Private Limited**	CRISIL AAA	2,800	27,407.24	3.55%	7.67%
INE030F08333	7.57% Indian Railway Finance Corporation Limited**	CRISIL AAA	25,000	25,300.25	3.25%	7.25%
INE020B08E93	7.77% REC Limited**	CRISIL AAA	25,000	25,076.80	3.25%	7.56%
INE261F08EJ7	7.64% National Bank For Agriculture and Rural Development**	ICRA AAA	22,000	22,165.29	2.87%	7.46%
INE115A07N96	8.75% LIC Housing Finance Limited**	CRISIL AAA	2,100	21,794.56	2.82%	7.62%
INE052A02956	6.24% State Bank of India**	CRISIL AAA	2,150	21,161.63	2.74%	6.57%
INE50707112	8.19% Summit Digital Infrastructure Limited**	CRISIL AAA	20,000	20,223.10	2.62%	7.11%
INE03L07HY2	8% Tata Capital Housing Finance Limited**	CRISIL AAA	2,000	20,112.14	2.60%	7.77%
INE020B08BE3	8.54% REC Limited**	CRISIL AAA	1,609	16,802.21	2.18%	7.36%
INE692007490	8.36% Toyota Financial Services India Limited**	ICRA AAA	15,000	15,137.46	1.96%	7.88%
INE115A07O28	7.74% LIC Housing Finance Limited**	CRISIL AAA	15,000	15,011.10	1.95%	7.11%
INE134E08MC7	7.77% Power Finance Corporation Limited**	CRISIL AAA	14,500	14,540.14	1.88%	7.58%
INE134E08MA1	7.64% Power Finance Corporation Limited**	CRISIL AAA	14,000	14,282.23	1.85%	7.30%
INE29A07D7	7.98% Bajaj Finance Limited**	CRISIL AAA	12,500	12,591.21	1.63%	7.77%
INE134E08F18	8.1% Mahindra & Mahindra Financial Services Limited**	CRISIL AAA	10,000	10,103.25	1.31%	7.67%
INE535H07CH0	8.28% SIFG India Credit Company Limited**	ICRA AAA	10,000	10,039.68	1.30%	8.07%
INE261F08EK5	7.44% National Bank For Agriculture and Rural Development	CRISIL AAA	10,000	9,996.23	1.29%	7.45%
INE115A07OJ9	7.75% LIC Housing Finance Limited	CRISIL AAA	9,000	9,046.93	1.17%	7.60%
INE030F08338	7.65% Indian Railway Finance Corporation Limited**	CRISIL AAA	9,000	9,044.24	1.17%	7.45%
INE941D07166	7.9% Sikka Ports and Terminals Limited**	CRISIL AAA	812	8,151.38	1.06%	7.68%
INE261F08E19	7.7% National Bank For Agriculture and Rural Development	ICRA AAA	8,000	8,024.47	1.04%	7.56%
INE556F08K0R	7.47% Small Industries Dev Bank of India**	CRISIL AAA	8,000	7,996.14	1.04%	7.47%
INE317Y07414	8.05% Bajaj Housing Finance Limited**	CRISIL AAA	7,500	7,597.79	0.98%	7.67%
INE557F08FY4	7.59% National Housing Bank**	CRISIL AAA	7,500	7,533.01	0.98%	7.38%
INE556F08K76	7.44% Small Industries Dev Bank of India**	CRISIL AAA	7,500	7,488.75	0.97%	7.50%
INE831R07425	8.2% Aditya Birla Housing Finance Limited**	ICRA AAA	6,800	6,835.95	0.89%	7.90%
INE030F08312	7.69% Summit Digital Infrastructure Limited**	CRISIL AAA	6,000	6,076.23	0.79%	7.74%
INE261F08EB4	7.49% National Bank For Agriculture and Rural Development**	CRISIL AAA	6,000	5,960.09	0.78%	7.57%
INE50707070	7.4% Summit Digital Infrastructure Limited**	CRISIL AAA	600	5,975.84	0.77%	7.74%
INE030F08317	8.45% Indian Railway Finance Corporation Limited**	CRISIL AAA	572	5,948.25	0.77%	7.27%
INE134E08F15	9% Power Finance Corporation Limited**	CRISIL AAA	500	5,222.11	0.68%	7.40%
INE030N07L01	8.5% Tata Capital Limited**	CRISIL AAA	500	5,127.40	0.66%	7.85%
INE50707096	8.05% Summit Digital Infrastructure Limited**	CRISIL AAA	500	5,052.00	0.65%	7.81%
INE97807CV5	8.14% Tata Capital Limited**	CRISIL AAA	5,000	5,048.12	0.65%	7.85%
INE03L07H45	8.05% Tata Capital Housing Finance Limited**	CRISIL AAA	5,000	5,045.41	0.65%	7.79%
INE12Y08017	8.25% Nomura Fixed Inc Securities Pvt Ltd**	FITCH AAA	5,000	5,035.96	0.65%	7.90%
INE219X07454	7.87% India Grid Trust InvT Fund**	CRISIL AAA	5,000	5,031.76	0.65%	7.77%
INE261F08ED0	7.83% National Bank For Agriculture and Rural Development**	CRISIL AAA	5,000	5,023.13	0.65%	7.57%
INE357L07457	8.5% Nomura Capital India Pvt Limited**	FITCH AAA	5,000	5,019.23	0.65%	8.28%
INE357L07465	8.5% Nomura Capital India Pvt Limited**	FITCH AAA	5,000	5,017.49	0.65%	8.28%
INE151A08349	7.75% Tata Communications Limited**	CARE AAA	5,000	5,013.50	0.65%	7.54%
INE020B08EK4	7.46% REC Limited**	CRISIL AAA	5,000	5,011.64	0.65%	7.36%
INE030F07CA3	7.08% Indian Railway Finance Corporation Limited**	CRISIL AAA	500	4,967.92	0.64%	7.23%
INE01XX07042	7.96% Pipeline Infrastructure Private Limited**	CRISIL AAA	4,400	4,441.55	0.57%	7.60%
INE01XX07059	7.96% Pipeline Infrastructure Private Limited**	CRISIL AAA	4,400	4,442.00	0.57%	7.67%
INE261F08E11	7.62% National Bank For Agriculture and Rural Development**	CRISIL AAA	4,000	4,017.80	0.52%	7.62%
INE020B08L8	8.6% REC Limited**	CRISIL AAA	250	2,622.07	0.34%	7.38%
INE020B08C7	8.7% REC Limited**	CRISIL AAA	250	2,620.33	0.34%	7.38%
INE206D08S01	7.7% Nuclear Power Corporation Of India Limited**	ICRA AAA	2,500	2,533.11	0.33%	7.22%
INE053F08320	7.45% Indian Railway Finance Corporation Limited**	CRISIL AAA	2,500	2,514.84	0.33%	7.27%
INE03L07O26	7.84% Tata Capital Housing Finance Limited**	CRISIL AAA	2,500	2,501.90	0.32%	7.78%
INE020B08A29	7.54% REC Limited**	CRISIL AAA	250	2,499.50	0.32%	7.54%
INE556F08K19	7.44% Small Industries Dev Bank of India**	CRISIL AAA	2,500	2,453.20	0.32%	7.58%
INE40A08955	7.7% HDFC Bank Limited**	CRISIL AAA	500	500.97	0.06%	7.61%
INE020B08E12	7.44% REC Limited**	CRISIL AAA	500	499.13	0.06%	7.55%
Zero Coupon Bonds						
INE667F07G74	Sundaram Home Finance Limited**	ICRA AAA	1,488	17,707.33	2.29%	7.82%
Subtotal				6,89,980.82	89.32%	
(b) Privately placed / Unlisted						
Subtotal				NIL	NIL	NIL
(c) Securitised Debt						
INE16J715027	India Universal Trust AL1**	FITCH AAA(SO)	149	14,579.31	1.89%	8.29%
INE1CBK15029	India Universal Trust AL1**	CRISIL AAA(SO)	100	10,007.09	1.30%	8.35%
INE16J715019	India Universal Trust AL1**	FITCH AAA(SO)	86	8,550.05	1.11%	8.30%
INE16J715019	India Universal Trust AL1**	FITCH AAA(SO)	50	2,511.69	0.58%	8.32%
Subtotal				37,648.14	4.88%	
Total				7,27,628.96	94.20%	
Derivatives						
Interest Rate Swaps						
Interest Rate Swaps Pay Floating Receive Fix (23/10/2029) (FV 10000 Lacs)				52.23	0.01%	
Interest Rate Swaps Pay Fix Receive Floating (23/08/2027) (FV 10000 Lacs)				12.11	0.00%	
Interest Rate Swaps Pay Fix Receive Floating (23/08/2027) (FV 10000 Lacs)				11.49	0.00%	
Interest Rate Swaps Pay Fix Receive Floating (26/08/2027) (FV 10000 Lacs)				10.04	0.00%	
Interest Rate Swaps Pay Fix Receive Floating (06/08/2027) (FV 10000 Lacs)				4.56	0.00%	
Interest Rate Swaps Pay Fix Receive Floating (23/12/2024) (FV 30000 Lacs)				2.07	0.00%	
Interest Rate Swaps Pay Fix Receive Floating (07/01/2025) (FV 20000 Lacs)				1.66	0.00%	
Interest Rate Swaps Pay Fix Receive Floating (07/02/2025) (FV 15000 Lacs)				1.20	0.00%	
Interest Rate Swaps Pay Fix Receive Floating (26/12/2024) (FV 15000 Lacs)				1.02	0.00%	
Interest Rate Swaps Pay Fix Receive Floating (29/01/2025) (FV 15000 Lacs)				1.02	0.00%	
Interest Rate Swaps Pay Fix Receive Floating (29/01/2025) (FV 15000 Lacs)				1.02	0.00%	
Interest Rate Swaps Pay Fix Receive Floating (07/02/2025) (FV 10000 Lacs)				0.80	0.00%	
Interest Rate Swaps Pay Fix Receive Floating (11/02/2025) (FV 20000 Lacs)				0.58	0.00%	
Interest Rate Swaps Pay Fix Receive Floating (05/12/2024) (FV 25000 Lacs)				0.55	0.00%	
Interest Rate Swaps Pay Fix Receive Floating (05/12/2024) (FV 25000 Lacs)				0.53	0.00%	
Interest Rate Swaps Pay Fix Receive Floating (18/02/2025) (FV 15000 Lacs)				0.06	0.00%	
Interest Rate Swaps Pay Fix Receive Floating (28/02/2025) (FV 20000 Lacs)				0.02	0.00%	
Interest Rate Swaps Pay Fix Receive Floating (28/02/2025) (FV 15000 Lacs)				0.02	0.00%	
Interest Rate Swaps Pay Fix Receive Floating (18/02/2025) (FV 15000 Lacs)				(0.09)	0.00%	
Interest Rate Swaps Pay Fix Receive Floating (29/01/2025) (FV 20000 Lacs)				(0.40)	0.00%	
Interest Rate Swaps Pay Fix Receive Floating (29/01/2025) (FV 20000 Lacs)				(0.40)	0.00%	
Interest Rate Swaps Pay Fix Receive Floating (19/02/2025) (FV 15000 Lacs)				(0.47)	0.00%	
Interest Rate Swaps Pay Fix Receive Floating (24/02/2025) (FV 25000 Lacs)				(0.85)	0.00%	
Interest Rate Swaps Pay Fix Receive Floating (26/02/2025) (FV 25000 Lacs)				(0.90)	0.00%	
Interest Rate Swaps Pay Fix Receive Floating (24/02/2025) (FV 25000 Lacs)				(1.13)	0.00%	
Interest Rate Swaps Pay Fix Receive Floating (26/02/2025) (FV 25000 Lacs)				(1.20)	0.00%	
Total				95.54	0.01%	
Money Market Instruments						
Certificate of Deposit						
INE40A16E96	HDFC Bank Limited**	CARE A1+	2,000	9,828.00	1.27%	7.18%
Triparty Repo				12,300.99	1.59%	
Reverse Repo				2,499.97	0.32%	
Total				24,628.96	3.18%	
Alternative Investment Fund Units						
INF0RQ62028	Corporate Debt Market Development Fund Class A2		19,500	2,041.01	0.26%	
Subtotal				2,041.01	0.26%	
Total				2,041.01	0.26%	
OTHERS						
Cash Margin - CCIL				142.03	0.02%	
Total				142.03	0.02%	
Net Current Assets				17,776.42	2.33%	
GRAND TOTAL				7,72,314.92	100.00%	

** Non Traded Securities/ Illiquid Securities
\$ Less Than 0.01% of NAV

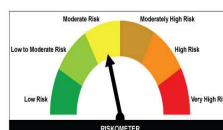
Disclosure of Yield to Call
*With Reference to "AMFI Best Practices Guidelines Circular No. 91/2020 - 21 on Valuation of AT-1 Bonds and Tier 2 Bonds" disclosure of Yield to Call as follows"

isin_code	security_name	Yield to Call
INE062A08256	6.24% SBI NCDsR2 B5III Tier2 (M21/9/30)CALL19/9/25	8.24%

SCHEME RISK-O-METER



BENCHMARK NAME - NIFTY SHORT DURATION DEBT INDEX A-II
BENCHMARK RISK-O-METER



Monthly Portfolio Statement as on November 30,2024

ISIN	Name of the Instrument	Industry / Rating	Quantity	Market/Fair Value (Rs. in Lacs)	% to NAV	YIELD
Debt Instruments						
(a) Listed / awaiting listing on Stock Exchange						
Floating Rate Note						
INE670K07208	Macrotech Developers Limited**	ICRA AA-	208	1,735.04	1.75%	8.99%
INE389207021	Profuctus Capital Private Limited**	CRISIL A-	150	150.07	0.15%	9.91%
Government Securities						
IN0020230135	7.32% Government of India	SOVEREIGN	70,00,000	7,191.10	7.24%	6.87%
IN0020220011	7.1% Government of India	SOVEREIGN	50,00,000	5,072.11	5.11%	6.82%
IN0020230036	7.17% Government of India	SOVEREIGN	5,00,000	509.19	0.51%	6.87%
Non Convertible Debentures						
INE507T07062	6.59% Summit Digital Infrastructure Limited**	CRISIL AAA	620	6,112.45	6.16%	7.79%
INE154207011	8.44% Renew Solar Energy (Jharkhand Five) Private Ltd**	CARE AA	5,000	4,938.51	4.97%	8.72%
INE055A08060	8.55% Aditya Birla Real Estate Limited**	CRISIL AA	4,500	4,513.23	4.54%	8.45%
INE432R07414	9.25% Shriram Housing Finance Limited**	CRISIL AA+	4,000	4,033.70	4.06%	8.88%
INE186K07098	8.4% DLF Cyber City Developers Limited**	ICRA AA+	4,000	4,023.93	4.05%	8.11%
INE757O07049	11.75% Prestige Projects Private Limited**	ICRA A	4,000	4,007.40	4.04%	12.00%
INE149K07013	11% Sandur Manganese And Iron Ores Ltd**	ICRA A+	4,000	3,960.93	3.99%	12.06%
INE516Y07444	6.75% Piramal Capital & Housing Finance Limited**	ICRA AA	4,85,063	3,658.55	3.68%	10.51%
INE657H08035	9.75% Delhi International Airport Limited**	ICRA AA-	3,500	3,546.04	3.57%	9.63%
INE896L07926	9.95% IndoStar Capital Finance Limited**	CRISIL AA-	3,500	3,498.84	3.52%	10.37%
INE389207039	10.48% Profuctus Capital Private Limited**	CRISIL A-	2,620	2,632.51	2.65%	10.38%
INE0CCU07116	7.96% Mindspace Spohorty Financial REIT**	CRISIL AAA	2,500	2,532.72	2.55%	7.83%
INE091A07208	8.5% Nirma Limited**	CRISIL AA	2,500	2,525.17	2.54%	7.96%
INE233A08139	8.42% Godrej Industries Limited**	CRISIL AA+	2,500	2,519.40	2.54%	8.12%
INE566F08KK5	7.79% Small Industries Dev Bank of India**	CRISIL AAA	2,500	2,513.67	2.53%	7.55%
INE233A08089	8.29% Godrej Industries Limited**	CRISIL AA+	2,500	2,506.67	2.52%	8.12%
INE082607083	9.9% Vastu Finserve India Private Limited**	CARE AA-	2,500	2,501.08	2.52%	9.77%
INE442H08057	8.75% Ashoka Bulidcon Limited**	CARE AA-	2,500	2,484.67	2.50%	9.47%
INE01AI07025	9.4% Indostar Home Finance Private Limited**	CRISIL AA-	2,000	1,984.32	2.00%	10.41%
INE406M08029	8.73% Eris Lifesciences Limited**	FITCH AA-	1,500	1,510.01	1.52%	8.38%
INE406M08011	8.73% Eris Lifesciences Limited**	FITCH AA-	1,500	1,507.71	1.52%	8.44%
INE01HV07429	9.65% Vivriti Capital Private Limited**	ICRA A+	2,90,000	1,445.88	1.46%	10.82%
INE572J07554	10.25% Spandana Spohorty Financial Limited**	FITCH A+	1,400	1,399.93	1.41%	10.42%
INE442H08032	8.75% Ashoka Bulidcon Limited**	CARE AA-	1,100	1,093.22	1.10%	9.47%
INE134E081T9	7.6% Power Finance Corporation Limited**	CRISIL AAA	100	1,005.75	1.01%	7.43%
INE213W07228	8.4% SMFG India Home Finance Company Limited**	CARE AAA	100	1,002.75	1.01%	8.10%
INE01HV07379	10.15% Vivriti Capital Private Limited**	ICRA A+	1,000	995.53	1.00%	10.75%
INE01AI07033	9.4% Indostar Home Finance Private Limited**	CRISIL AA-	1,000	991.34	1.00%	10.41%
INE124N07697	9.25% SK Finance Limited	ICRA AA-	1,000	987.35	0.99%	9.81%
INE540P07327	10.15% U.P. Power Corporation Limited**	CRISIL A+(CE)	75	751.54	0.76%	8.52%
INE572J07505	11.5% Spandana Spohorty Financial Limited**	FITCH A+	250	625.11	0.63%	10.42%
INE896L07884	10.25% IndoStar Capital Finance Limited**	CRISIL AA-	480	480.51	0.48%	10.57%
INE0AY207038	10.03% Renserv Global Private Limited**	CARE A+(CE)	400	400.47	0.40%	9.60%
Subtotal				93,348.40	93.98%	
(b) Privately placed / Unlisted						
Subtotal				NIL	NIL	NIL
(c) Securitised Debt						
INE10VT15022	Vajra Trust**	ICRA AAA(SO)	10	968.17	0.97%	10.17%
Subtotal				968.17	0.97%	
Total				94,316.57	94.95%	
Money Market Instruments						
Commercial Paper						
INE723X14IQ3	Trust Investment Advisors Private Limited**	CARE A1+	200	965.36	0.97%	9.29%
Triparty Repo/ Reverse Repo Instrument						
Triparty Repo				1,987.44	2.00%	
Total				2,952.80	2.97%	
Alternative Investment Fund Units						
INF0RQ622028	Corporate Debt Market Development Fund Class A2		2,567	268.67	0.27%	
Subtotal				268.67	0.27%	
Total				268.67	0.27%	
OTHERS						
Cash Margin - CCIL				3.02	\$0.00%	
Total				3.02	0.00%	
Net Current Assets				1,761.71	1.81%	
GRAND TOTAL				99,302.77	100.00%	

** Non Traded Securities/Illiquid Securities
\$ Less Than 0.01% of NAV

Nippon India Mutual Fund has segregated debt securities of Yes Bank Limited from portfolio of the scheme due to rating downgrade by ICRA to "D" on March 6, 2020.

NIPPON INDIA CREDIT RISK FUND-SEGREGATED PORTFOLIO 2

ISIN	Name of the Instrument	Industry / Rating	Quantity	Market/Fair Value (Rs. in Lacs)	% to NAV
Debt Instruments					
(a) Listed / awaiting listing on Stock Exchange					
Non Convertible Debentures					
INE528G08352	9.5% Yes Bank Limited **#	ICRA D	898	0.00	\$0.00%
INE528G08394	9% Yes Bank Limited **#	ICRA D	6,500	0.00	\$0.00%
Subtotal				0.00	0.00%
(b) Privately placed / Unlisted					
Subtotal				NIL	NIL
(c) Securitised Debt					
Subtotal				NIL	NIL
Total				0.00	0.00%
Net Current Assets				0.00	100.00%
GRAND TOTAL				0.00	100.00%

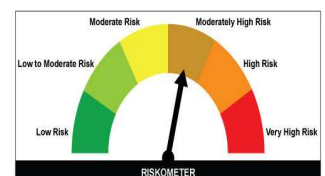
** Non Traded Securities/Illiquid Securities
\$ Less Than 0.01% of NAV

Securities classified as below investment grade or default

SCHEME RISK-O-METER



BENCHMARK NAME - CRISIL CREDIT RISK DEBT B-II INDEX
BENCHMARK RISK-O-METER



Monthly Portfolio Statement as on November 30,2024

ISIN	Name of the Instrument	Industry / Rating	Quantity	Market/Fair Value (Rs. in Lacs)	% to NAV	YIELD
	Equity & Equity related					
	(a) Listed / awaiting listing on Stock Exchanges					
INE040A01034	HDFC Bank Limited	Banks	38,89,600	69,859.16	8.18%	
INE090A01021	ICICI Bank Limited	Banks	37,04,797	48,166.07	5.84%	
INE009A01021	Infosys Limited	IT - Software	22,00,779	40,887.17	4.79%	
INE935N01020	Dixon Technologies (India) Limited	Consumer Durables	1,97,702	31,251.55	3.86%	
INE733E01010	NTPC Limited	Power	74,34,650	27,036.10	3.17%	
INE397D01024	Bharti Airtel Limited	Telecom - Services	16,17,248	26,315.05	3.08%	
INE018A01030	Larsen & Toubro Limited	Construction	6,28,547	23,412.12	2.74%	
INE257A01026	Bharat Heavy Electricals Limited	Electrical Equipment	71,08,367	17,848.40	2.09%	
INE002A01018	Reliance Industries Limited	Petroleum Products	13,20,396	17,062.16	2.00%	
INE205A01025	Vedanta Limited	Diversified Metals	37,09,092	16,820.73	1.97%	
INE213A01029	Oil & Natural Gas Corporation Limited	Oil	65,24,956	16,749.56	1.96%	
INE732I01013	Angel One Limited	Capital Markets	5,32,589	15,429.64	1.81%	
INE467B01029	Tata Consultancy Services Limited	IT - Software	3,59,812	15,367.03	1.80%	
INE101A01026	Mahindra & Mahindra Limited	Automobiles	5,01,900	14,886.86	1.74%	
INE062A01020	State Bank of India	Banks	16,72,779	14,033.78	1.64%	
INE180A01020	Max Financial Services Limited	Insurance	12,11,946	13,742.86	1.61%	
INE095A01012	IndusInd Bank Limited	Banks	13,48,495	13,428.99	1.57%	
INE214T01019	LTIMindtree Limited	IT - Software	2,17,514	13,425.83	1.57%	
INE749A01030	Jindal Steel & Power Limited	Ferrous Metals	14,40,400	13,056.51	1.53%	
INE721A01013	Shriram Finance Limited	Finance	4,29,619	12,972.99	1.52%	
INE149A01033	Cholamandalam Financial Holdings Limited	Finance	7,61,815	12,431.30	1.46%	
INE540L01014	Alkem Laboratories Limited	Pharmaceuticals & Biotechnology	2,19,804	12,402.33	1.45%	
INE066P01011	Inox Wind Limited	Electrical Equipment	63,00,000	12,035.52	1.41%	
INE061F01013	Fortis Healthcare Limited	Healthcare Services	16,78,114	11,062.13	1.30%	
INE685A01028	Torrent Pharmaceuticals Limited	Pharmaceuticals & Biotechnology	3,28,626	10,924.19	1.28%	
INE457L01029	PG Electroplast Limited	Consumer Durables	14,14,470	10,226.62	1.20%	
INE263A01024	Bharat Electronics Limited	Aerospace & Defense	32,90,353	10,134.29	1.19%	
INE299J01018	Crompton Greaves Consumer Electricals Limited	Consumer Durables	24,00,000	9,832.80	1.15%	
INE094J01016	UTI Asset Management Company Limited	Capital Markets	7,32,487	9,516.10	1.11%	
INE236A01034	Axis Bank Limited	Banks	8,35,723	9,486.32	1.11%	
INE922K01024	India Shelter Finance Corporation Limited	Finance	14,81,210	9,481.59	1.11%	
INE09VQ01012	Indigo Paints Limited	Consumer Durables	6,50,000	9,318.08	1.09%	
INE217B01036	Kajaria Ceramics Limited	Consumer Durables	7,19,892	8,688.38	1.02%	
INE589A01014	NLC India Limited	Power	33,49,663	8,670.60	1.02%	
INE522F01014	Coal India Limited	Consumable Fuels	20,00,000	8,328.00	0.98%	
INE154A01025	ITC Limited	Diversified FMCG	17,41,176	8,301.06	0.97%	
INE347G01014	Petronet LNG Limited	Gas	24,58,359	8,188.79	0.96%	
INE211B01039	The Phoenix Mills Limited	Realty	4,91,084	8,133.58	0.95%	
INE982J01020	One 97 Communications Limited	Financial Technology (Fintech)	8,88,850	8,015.20	0.94%	
INE00NG01011	NTPC Green Energy Limited	Power	63,55,718	7,934.48	0.93%	
INE123W01016	SBI Life Insurance Company Limited	Insurance	5,50,000	7,907.63	0.93%	
INE787D01026	Balkrishna Industries Limited	Auto Components	2,82,485	7,853.51	0.92%	
INE572E01012	PNB Housing Finance Limited	Finance	8,80,438	7,850.87	0.92%	
INE094A01015	Hindustan Petroleum Corporation Limited	Petroleum Products	20,36,303	7,801.08	0.91%	
INE021A01026	Asian Paints Limited	Consumer Durables	3,00,000	7,438.80	0.87%	
INE02YR01019	Electronics Mart India Limited	Retailing	40,42,638	7,279.58	0.85%	
INE918Z01012	Kaynes Technology India Limited	Industrial Manufacturing	1,12,512	6,736.60	0.79%	
INE01A001028	Stanley Lifestyles Limited	Consumer Durables	15,00,000	6,500.25	0.76%	
INE047A01021	Grasim Industries Limited	Cement & Cement Products	2,31,100	6,023.04	0.71%	
INE795G01014	HDFC Life Insurance Company Limited	Insurance	9,00,000	5,919.75	0.69%	
INE216P01012	Aavas Financiers Limited	Finance	3,50,000	5,886.03	0.69%	
INE139A01034	National Aluminium Company Limited	Non - Ferrous Metals	23,00,000	5,569.22	0.65%	
INE269A01021	Sonata Software Limited	IT - Software	8,85,002	5,539.23	0.65%	
INE306R01017	Intellect Design Arena Limited	IT - Software	7,61,744	5,461.70	0.64%	
INE355A01028	Somany Ceramics Limited	Consumer Durables	7,63,388	5,310.51	0.62%	
INE669C01036	Tech Mahindra Limited	IT - Software	3,00,540	5,146.15	0.60%	
INE00M201021	Sterling And Wilson Renewable Energy Limited	Construction	10,48,056	5,098.27	0.60%	
INE203G01027	Indraprastha Gas Limited	Gas	14,00,000	4,578.70	0.54%	
INE552Z01027	Allied Blenders And Distillers Limited	Beverages	13,24,185	4,459.19	0.52%	
INE296A01024	Bajaj Finance Limited	Finance	67,32,29	4,427.49	0.52%	
INE063P01018	Equitas Small Finance Bank Limited	Banks	69,16,688	4,311.17	0.51%	
INE045A01017	Ador Welding Limited	Industrial Products	3,38,377	4,047.16	0.47%	
INE00R701025	Dalmia Bharat Limited	Cement & Cement Products	2,20,315	4,010.50	0.47%	
INE985S01024	TeamLease Services Limited	Commercial Services & Supplies	1,36,677	3,961.24	0.46%	
INE761H01022	Page Industries Limited	Textiles & Apparel	8,252	3,684.10	0.43%	
INE093I01010	Oberoi Realty Limited	Realty	1,81,409	3,641.51	0.43%	
INE158A01026	Hero MotoCorp Limited	Automobiles	75,180	3,579.85	0.42%	
INE976G01028	RBL Bank Limited	Banks	20,00,000	3,099.60	0.36%	
INE462A01022	Bayer Cropscience Limited	Fertilizers & Agrochemicals	51,730	2,944.63	0.34%	
INE398R01022	Syngene International Limited	Healthcare Services	3,10,892	2,924.87	0.34%	
INE08ZM01014	Greenpanel Industries Limited	Consumer Durables	8,33,278	2,894.39	0.34%	
INE320J01015	RITES Limited	Construction	9,83,087	2,799.83	0.33%	
INE389H01022	KEC International Limited	Construction	2,58,194	2,722.14	0.32%	
IN9397D01014	Bharti Airtel Limited- Partly Paid up	Telecom - Services	1,94,089	2,359.73	0.28%	
INE139R01012	Fusion Finance Limited	Finance	12,26,719	2,218.28	0.26%	
INE235A01022	Finolex Cables Limited	Industrial Products	1,82,036	2,093.14	0.25%	
INE0BS701011	Premier Energies Limited	Electrical Equipment	86,559	1,058.57	0.12%	
INE613A01020	Rallis India Limited	Fertilizers & Agrochemicals	2,39,189	795.30	0.09%	
INE348D01021	Century Plyboards (India) Limited	Consumer Durables	1,00,000	725.10	0.08%	
INE171Z01026	Bharat Dynamics Limited	Aerospace & Defense	62,967	724.12	0.08%	
INE377Y01014	Bajaj Housing Finance Limited	Finance	2,17,866	296.01	0.03%	
IN9047A01029	Grasim Industries Limited- Partly Paid up	Cement & Cement Products	7,746	128.67	0.02%	
	Subtotal			8,32,661.43	97.51%	
	(b) UNLISTED					
INE549I01011	Innoventive Industries Limited**	Industrial Products	30,00,000	0.00	0.00%	
	Subtotal			0.00	0.00%	
	Total			8,32,661.43	97.51%	
	Money Market Instruments					
	Triparty Repo/ Reverse Repo Instrument					
	Triparty Repo			15,903.89	1.86%	
	Total			15,903.89	1.86%	
	Exchange Traded Funds					
INF204KB18I3	Nippon India ETF Nifty 50 Value 20		12,60,000	1,987.65	0.23%	
	Total			1,987.65	0.23%	
	OTHERS					
	Cash Margin - CCIL			11.70	0.00%	
	Total			11.70	0.00%	
	Net Current Assets			2,997.56	0.40%	
	GRAND TOTAL			8,53,562.23	100.00%	

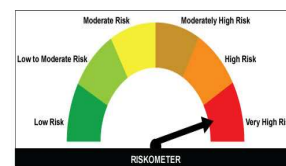
** Non Traded Securities/Illiquid Securities
\$ Less Than 0.01% of NAV

SCHEME RISK-O-METER



BENCHMARK NAME - NIFTY 500 TRI

BENCHMARK RISK-O-METER



Monthly Portfolio Statement as on November 30, 2024

ISIN	Name of the Instrument	Industry / Rating	Quantity	Market/Fair Value (Rs. in Lacs)	% to NAV	YIELD
Equity & Equity related						
(a) Listed / awaiting listing on Stock Exchanges						
INE00401034	IaC Bank Limited	Banks	11,82,368	21,255.70	5.52%	
INE00401021	IaC Bank Limited	Banks	15,70,000	20,411.57	5.30%	
INE00401038	IaC Bank Limited	IT - Software	7,20,800	9,156.31	3.52%	
INE018A0103	Larsen & Toubro Limited	Construction	3,54,838	13,211.01	3.43%	
INE0710104	Shree Anand Limited	Insurance - Services	6,85,440	10,226.55	2.61%	
INE030A0104	Axis Bank Limited	Banks	9,33,200	10,603.95	2.75%	
INE020A0108	Reliance Industries Limited	Petroleum Products	8,06,000	10,415.15	2.70%	
INE030E010	NTPC Limited	Power	28,30,800	10,184.45	2.64%	
INE004A0103	State Bank of India	Banks	10,10,000	8,475.40	2.20%	
INE040A0108	Bio Pharmaceutical Industries Limited	Pharmaceuticals & Biotechnology	4,00,000	7,125.80	1.85%	
INE014A0108	Malabar & Marudra Limited	Automobiles	2,35,000	6,970.34	1.81%	
INE020E0103	Omni Technology (India) Limited	Consumer Durables	1,00,000	6,926.66	1.80%	
INE040A0103	Jindal Steel & Power Limited	Iron and Steel	8,82,000	6,181.99	1.61%	
INE014A0103	UTI Asset Management Company Limited	Capital Markets	1,49,814	6,101.77	1.58%	
INE050A0102	Tata Motors Limited	Automobiles	71,50,000	5,883.80	1.49%	
INE050A1007	Yes! Cards Limited	Disputed FICC	2,08,641	5,084.61	1.32%	
INE040E0103	TVS Motor Company Limited	Automobiles	2,07,000	5,059.03	1.31%	
INE004A0107	HCL Technology Limited	IT - Software	2,86,400	4,997.21	1.27%	
INE004A0107	HCL Technology Limited	Pharmaceuticals & Biotechnology	2,30,000	4,815.26	1.25%	
INE004A0105	ITC Limited	Disputed FICC	33,00,000	4,433.78	1.15%	
INE060E0103	Heavenly Automobiles Limited	Automobiles & Defense	92,281	4,130.39	1.07%	
NEF12001013	Angit One Limited	Capital Markets	1,41,882	4,110.46	1.07%	
NEF01001016	Ranbaxy Healthcare Limited	Healthcare Services	2,48,655	3,655.12	0.93%	
NEF1001011	Pragati Estates Projects Limited	Realty	2,33,754	3,559.23	0.92%	
NEF0401007	Insights Analytics Limited	IT - Software	85,140	3,729.63	0.97%	
INE081A0103	Tata Steel Limited	Iron and Steel	22,72,980	3,718.99	0.97%	
INE030E0108	SBF India Finance Company Limited	Insurance	1,00,000	3,645.60	0.94%	
INE050A0104	United Spirits Limited	Beverages	2,15,000	3,287.57	0.86%	
INE004A0103	State Finance India Limited	Finance	48,600	3,190.50	0.82%	
INE01710108	PB Fintech Limited	Financial Technology (Fintech)	1,84,689	3,118.04	0.81%	
INE030A0108	Varun Beverages Limited	Beverages	2,30,000	3,100.40	0.81%	
NEF0701015	Zomato Limited	Restaurants	11,00,000	3,077.36	0.80%	
INE020A0103	Coal India Limited	Consumer Goods	7,00,000	2,914.80	0.76%	
INE030A0104	Apollu Healthcare Enterprises Limited	Healthcare Services	40,000	2,751.69	0.71%	
NET0701015	Samarthana Reddison International Limited	Auto Components	15,07,784	2,596.73	0.67%	
INE050E0103	IaC Lombard General Insurance Company Limited	Insurance	1,30,000	2,425.41	0.63%	
INE004A0107	Unicommerce E Solutions Limited	IT - Software	12,96,372	2,306.76	0.60%	
INE070E0107	143 Industries Limited	Industrial Products	2,15,633	2,104.63	0.56%	
NEF050A0108	Buenaire Industries Limited	Industrial Products	48,182	2,147.97	0.56%	
INE050A1022	Apollu Tech Limited	Healthcare Services	4,71,371	2,104.64	0.56%	
INE040A0101	Tata Power Company Limited	Power	6,00,000	2,079.75	0.54%	
NEF12010103	Reliance Retail India Limited	Retail	4,173	2,038.73	0.53%	
INE0070103	Sigapure Foods India Limited	Leisure Services	1,052,633	1,952.63	0.51%	
INE004E0106	Tech Mahindra Limited	IT - Software	71,700	1,885.53	0.49%	
INE070E0103	Electronics Mart India Limited	Retail	10,00,000	1,801.69	0.47%	
INE004A0103	Shree Anand Limited - Parity Paid up	Finance - Services	1,44,442	1,758.56	0.46%	
NEF080A0101	CECL Limited	Power	1,00,000	1,738.80	0.46%	
NEF090E0103	Chromalloy Financial Holdings Limited	Consumer Durables	1,00,000	1,651.80	0.43%	
NEF090E0103	Tata Consumer Services Limited	Consumer Durables	96,072	1,548.58	0.40%	
NEF090E0103	Cromcon Global Consumer Electronics Limited	Consumer Durables	3,60,000	1,474.92	0.38%	
INE050A0108	SBF India Finance Services Limited	Finance	1,99,000	1,395.60	0.36%	
NEF1201023	Devyani International Limited	Leisure Services	8,41,840	1,369.64	0.36%	
NEF060E0108	Health Park and Wellness Services Limited	Healthcare Services	1,92,760	1,320.70	0.35%	
NEF060E0103	Grand Pharma Limited	Pharmaceuticals & Biotechnology	78,000	1,328.88	0.34%	
NEF040E0103	Pharmax Finance Corporation Limited	Finance	2,28,110	1,288.10	0.33%	
NEF040E0103	Rudico Pakistan Limited	Beverages	50,000	1,228.03	0.32%	
NEF1701010	Biagi Auto Limited	Automobiles	13,180	1,190.84	0.31%	
NEF040E0108	Dabney Limited	Transport Services	3,24,400	1,089.82	0.28%	
INE040A0108	Shree Laxmi Limited	Consumer Durables	2,00,000	1,083.38	0.28%	
NEF060E0108	Mohini Limited	IT - Software	95,000	1,041.09	0.27%	
INE070E0111	Lotus New Analytics Limited	IT - Software	2,22,543	996.77	0.26%	
INE004A0102	Indusind Bank Limited	Banks	1,00,000	995.86	0.26%	
NEF090E0103	Fortis Healthcare Limited	Healthcare Services	1,46,448	966.89	0.25%	
INE050A0103	Axis Bank Limited - Parity Paid up	Banks	5,41,873	937.75	0.24%	
INE050A0101	Bharat Petroleum Corporation Limited	Petroleum Products	3,00,000	876.30	0.23%	
INE050A0108	LC Housing Finance Limited	Finance	1,28,564	820.60	0.21%	
INE050A0108	Ciqa Limited	Pharmaceuticals & Biotechnology	53,225	818.42	0.21%	
NEF090E0103	Hospitals Foodmart Limited	Leisure Services	1,00,000	791.50	0.20%	
INE004A0107	Equitas Small Finance Bank Limited	IT - Software	91,081	661.40	0.18%	
NEF090E0104	Thaneetech Limited	IT - Software	10,00,000	625.30	0.16%	
NEF090E0104	Thaneetech Limited	Commercial Services & Supplies	14,623	423.81	0.11%	
NEF040E0103	Grainin Industries Limited - Parity Paid up	Chemical & Consumer Products	14,831	243.04	0.06%	
NEF040E0103	Bhaskar Industries Limited	Realty	18,052	224.13	0.06%	
Subtotal				2,83,222.96	73.53%	NIL
(b) UNLISTED				NIL	NIL	NIL
Subtotal				2,83,222.96	73.53%	NIL
Total				3,85,047.35	100.00%	NIL
(c) Securitised Debt				NIL	NIL	NIL
Subtotal				NIL	NIL	NIL
Total				3,85,047.35	100.00%	NIL
(d) Money Market Instruments				77,978.75	20.23%	NIL
Subtotal				77,978.75	20.23%	NIL
Total				4,63,026.10	120.23%	NIL
(e) Other				0.41	0.00%	NIL
Subtotal				0.41	0.00%	NIL
Total				4,63,026.51	120.23%	NIL
Net Current Assets				3,85,047.35	100.00%	NIL
GRAND TOTAL				3,85,047.35	100.00%	NIL

** Non Traded Securities/Liquid Securities
 \$ Less Than 0.01% of NAV

Disclosure of Yield to Call
 With Reference to "AMFI Best Practices Guidelines Circular No. 9/1/2020 - 21 on 'Valuation of AT-1 Bonds and Tier 2 Bonds' disclosure of Yield to Call as follows"

ISIN Code	Security Name	Yield to Call
INE12408033	8.2% Federal Bank Ltd BSNIL Tier2 (20/03/23)CALL	7.88%

Due to credit event (Default of debt servicing by Reliance Capital Limited (RCL) on Sep 20, 2019, securities of RCL have been segregated from the scheme's portfolio w.e.f. Sep 25, 2019

ISIN	Name of the Instrument	Industry / Rating	Quantity	Market/Fair Value (Rs. in Lacs)	% to NAV
Debt Instruments					
(a) Listed / awaiting listing on Stock Exchange					
Non Convertible Debentures					
INE134074H7	8.5% Reliance Capital Limited - 8	CARE D	345	865.00	92.00%
Subtotal				865.00	92.00%
(b) Privately placed / Unlisted					
Subtotal				NIL	NIL
(c) Securitised Debt					
Subtotal				NIL	NIL
Total				865.00	92.00%
Net Current Assets				68.18	7.31%
GRAND TOTAL				933.18	100.00%

** Non Traded Securities/Liquid Securities
 \$ Securities classified as below investment grade or default
 Nipon India Mutual Fund has segregated debt securities of Yes Bank Limited from portfolio of the scheme due to rating downgrade by ICRA to "D" on March 8, 2020.

ISIN	Name of the Instrument	Industry / Rating	Quantity	Market/Fair Value (Rs. in Lacs)	% to NAV
Debt Instruments					
(a) Listed / awaiting listing on Stock Exchange					
Non Convertible Debentures					
NEI028083E2	9.5% Yes Bank Limited - 9	ICRA D	630	0.00	80.00%
NEI028083H4	1% Yes Bank Limited - 19	ICRA D	8,153	0.00	80.00%
Subtotal				0.00	0.00%
(b) Privately placed / Unlisted					
Subtotal				NIL	NIL
(c) Securitised Debt					
Subtotal				NIL	NIL
Total				0.00	0.00%
Net Current Assets				0.00	100.00%
GRAND TOTAL				0.00	100.00%

** Non Traded Securities/Liquid Securities
 \$ Securities classified as below investment grade or default
 \$ Less Than 0.01% of NAV



Monthly Portfolio Statement as on November 30, 2024

ISIN	Name of the Instrument	Industry / Rating	Quantity	Market/Fair Value (Rs. in Lacs)	% to NAV	YIELD
Debt Instruments						
(a) Listed / awaiting listing on Stock Exchange						
Government Securities						
IN212020115	7.38% State Government Securities	SOVEREIGN	2,75,00,000	27,557.50	1.51%	6.63%
IN370140042	8.1% State Government Securities	SOVEREIGN	2,50,00,000	25,084.33	1.38%	6.69%
IN210140100	8.00% State Government Securities	SOVEREIGN	1,00,00,000	10,027.84	0.557%	6.63%
IN420140067	8.09% State Government Securities	SOVEREIGN	1,00,00,000	10,019.10	0.55%	6.68%
IN312000057	5.95% State Government Securities	SOVEREIGN	80,00,000	7,972.79	0.44%	6.76%
IN020209038	8.35% Government of India	SOVEREIGN	70,00,000	6,998.63	0.39%	6.58%
IN020212047	8.2% Government of India	SOVEREIGN	65,00,000	6,574.73	0.36%	6.82%
IN220150022	8.14% State Government Securities	SOVEREIGN	60,00,000	6,030.87	0.33%	6.79%
IN120200073	8.09% State Government Securities	SOVEREIGN	55,00,000	5,500.02	0.30%	6.63%
IN01224C038	7.63% GGI (MD/17/06/2019)-Strips (C)-(MD/17/12/2024)	SOVEREIGN	46,52,300	4,638.64	0.25%	6.72%
IN020060011	8.03% Government of India	SOVEREIGN	40,00,000	4,001.73	0.22%	6.70%
IN260150028	8.5% State Government Securities	SOVEREIGN	30,00,000	3,016.16	0.17%	6.83%
IN160150178	8.21% State Government Securities	SOVEREIGN	26,87,000	2,678.07	0.15%	6.87%
IN01224C046	GOI Strips (MD 12/12/2024)	SOVEREIGN	26,70,600	2,665.19	0.15%	6.74%
IN312015002	8.21% State Government Securities	SOVEREIGN	25,00,000	2,519.27	0.14%	6.90%
IN160150020	8.15% State Government Securities	SOVEREIGN	25,00,000	2,518.99	0.14%	6.78%
IN1620140195	8.04% State Government Securities	SOVEREIGN	10,00,000	1,004.22	0.06%	6.67%
IN420140083	8.12% State Government Securities	SOVEREIGN	10,00,000	1,003.82	0.06%	6.69%
IN420140075	8.08% State Government Securities	SOVEREIGN	10,00,000	1,002.97	0.06%	6.58%
IN01224C053	8.60% GGI (MD/15/12/2026)-Strips (C)-(MD/15/12/2024)	SOVEREIGN	5,59,200	557.76	0.03%	6.73%
IN1220140033	8.12% State Government Securities	SOVEREIGN	5,00,000	501.92	0.03%	6.69%
Subtotal				1,31,892.60	7.26%	
(b) Privately placed / Unlisted						
Subtotal				NIL	NIL	NIL
(c) Securitised Debt				NIL	NIL	NIL
Subtotal				NIL	NIL	NIL
Total				1,31,892.60	7.26%	
Money Market Instruments						
Certificate of Deposit						
NE476A162A9	Canara Bank**	CRSIL A1+	11,000	52,042.65	2.86%	7.52%
NE566F16A70	Small Industries Dev Bank of India**	CRSIL A1+	10,000	47,365.55	2.60%	7.58%
NE239AD0918	Axis Bank Limited**	CRSIL A1+	10,000	47,240.75	2.60%	7.56%
NE040A16F06**	HDFC Bank Limited**	CARE A1+	10,000	46,940.75	2.59%	7.60%
NE040A16F67**	HDFC Bank Limited**	CRSIL A1+	9,000	43,380.72	2.38%	7.50%
NE562A16M74	Indian Bank**	CRSIL A1+	8,000	39,230.16	2.16%	7.24%
NE020A16G50**	Bank of Baroda**	FITCH A1+	8,000	38,841.04	2.12%	7.42%
NE261F16B19	National Bank For Agriculture and Rural Development**	CRSIL A1+	7,000	34,410.29	1.89%	7.19%
NE476A16XV0	Canara Bank	CRSIL A1+	6,000	29,418.87	1.62%	7.21%
NE020A16W11**	Indusind Bank Limited**	CARE A1+	6,000	29,401.86	1.62%	7.28%
NE566F16AW4	Small Industries Dev Bank of India	CARE A1+	6,000	28,004.79	1.54%	7.63%
NE562A16MR8	Indian Bank**	CRSIL A1+	5,000	24,504.58	1.35%	7.23%
NE040A16C96	AU Small Finance Bank Limited**	CARE A1+	5,000	24,488.68	1.35%	7.54%
NE020A16G26**	Bank of Baroda**	FITCH A1+	5,000	24,188.66	1.33%	7.42%
NE171A16MD8	The Federal Bank Limited**	CRSIL A1+	5,000	24,172.80	1.33%	7.57%
NE562A16M21	Indian Bank**	CRSIL A1+	5,000	24,148.45	1.33%	7.47%
NE092T16X00**	IDFC First Bank Limited**	CRSIL A1+	5,000	24,114.48	1.33%	7.53%
NE092T16X00	IDFC First Bank Limited**	CRSIL A1+	5,000	24,080.93	1.32%	7.53%
NE092A16H10	Indusind Bank Limited**	CRSIL A1+	5,000	23,696.95	1.30%	7.69%
NE566F16A08	Small Industries Dev Bank of India**	CARE A1+	5,000	23,474.40	1.29%	7.60%
NE692A16H18	Union Bank of India**	ICRA A1+	4,300	21,018.89	1.16%	7.27%
NE692A16G11	Union Bank of India**	ICRA A1+	4,000	19,667.22	1.08%	7.18%
NE160A16D31*	Punjab National Bank**	FITCH A1+	4,000	19,611.80	1.08%	7.23%
NE171A16176	The Federal Bank Limited**	CRSIL A1+	4,000	19,604.54	1.08%	7.29%
NE040A16F45	HDFC Bank Limited**	CRSIL A1+	4,000	19,197.28	1.06%	7.45%
NE040A16F00	HDFC Bank Limited**	CARE A1+	4,000	18,859.38	1.04%	7.56%
NE239AD0901**	Axis Bank Limited**	CRSIL A1+	4,000	18,861.32	1.03%	7.57%
NE092T16X79	IDFC First Bank Limited**	CRSIL A1+	4,000	18,601.80	1.02%	7.75%
NE239AD0968	Axis Bank Limited	CRSIL A1+	3,500	16,717.45	0.92%	7.56%
NE084A16C17	Bank of India**	CRSIL A1+	3,000	14,730.30	0.81%	7.19%
NE095A16X51	Indusind Bank Limited**	CRSIL A1+	3,000	14,445.69	0.79%	7.53%
NE084A16C63	Bank of India**	CRSIL A1+	2,500	12,276.59	0.67%	7.22%
NE171A16MB2	The Federal Bank Limited**	CRSIL A1+	2,500	11,880.85	0.65%	7.67%
NE171A16M02	The Federal Bank Limited**	CRSIL A1+	2,500	11,879.46	0.65%	7.67%
NE095A16V95	Indusind Bank Limited**	CRSIL A1+	2,000	9,814.04	0.54%	7.28%
NE476A16X21	Canara Bank**	CRSIL A1+	2,000	8,904.39	0.54%	7.21%
NE692A16H77	Union Bank of India**	FITCH A1+	2,000	9,791.47	0.54%	7.28%
NE476A16YB0	Canara Bank**	CRSIL A1+	2,000	9,789.23	0.54%	7.21%
NE514E16H3	Export Import Bank of India**	CRSIL A1+	2,000	9,781.29	0.54%	7.22%
NE020A16G26	Bank of Baroda**	FITCH A1+	2,000	9,698.53	0.53%	7.42%
NE237A16X27	Kotak Mahindra Bank Limited**	CRSIL A1+	2,000	9,687.10	0.53%	7.42%
NE261F16B78	National Bank For Agriculture and Rural Development**	CRSIL A1+	2,000	9,604.89	0.53%	7.47%
NE090AD0162	ICICI Bank Limited**	ICRA A1+	2,000	9,594.58	0.53%	7.42%
NE239AD0900**	Axis Bank Limited**	CRSIL A1+	2,000	9,457.40	0.50%	7.69%
NE948L16C3X	AU Small Finance Bank Limited**	FITCH A1+	2,000	9,373.49	0.52%	6.03%
NE092T16X05	IDFC First Bank Limited**	CRSIL A1+	2,000	9,315.62	0.51%	7.75%
NE476A16G25	Canara Bank**	CRSIL A1+	2,000	4,968.95	0.27%	7.21%
NE090AD0147	ICICI Bank Limited**	ICRA A1+	1,000	4,897.67	0.27%	7.00%
NE692A16H11	Union Bank of India**	ICRA A1+	1,000	4,893.83	0.27%	7.26%
NE160A16G28	Punjab National Bank**	CRSIL A1+	500	2,484.91	0.14%	7.15%
Commercial Paper						
NE403D14536	Bharti Telecom Limited**	ICRA A1+	7,000	32,825.63	1.80%	8.28%
NE267A14705	Hindustan Zinc Limited**	CRSIL A1+	6,500	32,129.33	1.77%	7.28%
NE527E14M1	NBS Housing Finance Limited**	CRSIL A1+	6,000	29,217.61	1.55%	7.09%
NE403D14544	Bharti Telecom Limited**	CRSIL A1+	5,000	23,298.53	1.28%	8.33%
NE211H14A43	Sharekhani Limited**	ICRA A1+	5,000	23,224.50	1.28%	8.72%
NE403D14528	Bharti Telecom Limited**	ICRA A1+	4,000	19,637.24	1.08%	7.75%
NE090L14F00	Birla Group Holdings Private Limited**	CRSIL A1+	4,000	19,209.56	1.06%	8.07%
NE522D14Q98	Manappuram Finance Limited**	CRSIL A1+	4,000	19,142.80	1.05%	8.43%
NE514E14S20	Export Import Bank of India**	CRSIL A1+	4,000	18,646.20	1.02%	7.58%
NE70414K7	Barclays Investments & Loans (India) Private Limited**	ICRA A1+	3,000	14,746.08	0.81%	7.67%
NE110014C1	Axis Securities Limited**	CRSIL A1+	3,000	14,730.98	0.81%	7.58%
NE020D14435	Godrej Housing Finance Limited**	CRSIL A1+	3,000	14,698.69	0.81%	7.46%
NE721A16D64	Shriram Finance Limited**	CRSIL A1+	3,000	14,681.79	0.80%	7.89%
NE566F14KH9	Small Industries Dev Bank of India**	CRSIL A1+	3,000	14,472.26	0.80%	7.48%
NE539K149R3	HDFC Credia Financial Services Pvt Limited**	ICRA A1+	3,000	14,116.68	0.78%	8.47%
NE0314F29	IFFI Financial Services Limited**	ICRA A1+	2,100	10,398.59	0.57%	8.23%
NE0FDU14048	Brookfield India Real Estate Trust**	CRSIL A1+	2,100	9,942.48	0.55%	8.71%
NE002E14081	Kiesha Season Fin Ind Pvt Ltd**	CRSIL A1+	2,000	9,900.56	0.54%	7.80%
NE144H14G98	Deutsche Investments India Pvt Limited**	ICRA A1+	2,000	9,973.93	0.54%	7.64%
NE087M149H0	Bahadur Chand Investments Pvt Limited**	ICRA A1+	2,000	9,867.32	0.54%	8.18%
NE432R14287	Shriram Housing Finance Limited**	CARE A1+	2,000	9,784.84	0.54%	7.79%
NE763G14UJ2	ICICI Securities Limited**	CRSIL A1+	2,000	9,783.92	0.54%	7.61%
NE763G14UJ7	ICICI Securities Limited**	CRSIL A1+	2,000	9,781.92	0.54%	7.61%
NE70414Z5	Barclays Investments & Loans (India) Private Limited**	CRSIL A1+	2,000	9,781.27	0.54%	7.70%
NE48H14355	IFFI Securities Limited**	CRSIL A1+	1,980	9,672.28	0.53%	9.21%
NE037F141X4	Infra Finance Private Limited**	ICRA A1+	2,000	9,664.79	0.53%	8.12%
NE144H14H13	Deutsche Investments India Pvt Limited**	CRSIL A1+	2,000	9,619.77	0.53%	8.02%
NE414G14TR9	Mulhoof Finance Limited**	CRSIL A1+	2,000	9,593.86	0.53%	8.09%
NE566F14M48	Small Industries Dev Bank of India**	CRSIL A1+	2,000	9,595.19	0.53%	7.48%
NE79014F4	HSBC InvestDirect Financial Services (India) Limited**	CRSIL A1+	2,000	9,379.33	0.52%	8.16%
NE763G14TE7	ICICI Securities Limited**	CRSIL A1+	1,500	7,375.28	0.41%	7.53%
NE087M14H38	Bahadur Chand Investments Pvt Limited**	ICRA A1+	1,000	4,928.86	0.27%	8.20%
NE033L14M18	State Capital Housing Finance Limited**	CRSIL A1+	1,000	4,920.32	0.27%	7.90%
NE090L14F88	Birla Group Holdings Private Limited**	CRSIL A1+	1,000	4,900.06	0.27%	7.76%
NE090L14E11	Birla Group Holdings Private Limited**	CRSIL A1+	1,000	4,893.95	0.27%	7.75%
NE211H14A81	Sharekhani Limited**	ICRA A1+	1,000	4,788.57	0.26%	8.65%
NE472H14Z78	Standard Chartered Securities India Ltd**	ICRA A1+	500	2,458.99	0.14%	8.64%
NE472H14Z92	Standard Chartered Securities India Ltd**	ICRA A1+	500	2,453.40	0.13%	8.45%
NE460G14S08	Standard Chartered Capital Limited**	CRSIL A1+	500	2,451.70	0.13%	7.73%
NE774D14SD5	Mahindra & Mahindra Financial Services Limited	CRSIL A1+	500	2,448.64	0.13%	7.58%
NE860H14Z74	Aditya Birla Finance Limited**	ICRA A1+	500	2,447.71	0.13%	7.57%
NE115A14F40	LC Housing Finance Limited**	CRSIL A1+	500	2,418.19	0.13%	7.53%
Treasury Bill						
IN002024Y308	182 Days Tbill		3,00,00,000	29,166.72	1.60%	6.60%
IN002024Y225	182 Days Tbill		2,50,00,000	24,617.18	1.35%	6.45%
IN002024Y209	182 Days Tbill		1,50,00,000	14,860.86	0.81%	6.45%
IN002024Y233	182 Days Tbill		1,50,00,000	14,751.59	0.81%	6.47%
IN002023Z547	364 Days Tbill		1,50,00,000	14,716.45	0.81%	6.48%
IN002023Z489	364 Days Tbill		1,10,00,000	10,858.01	0.60%	6.43%
IN002024Y324	182 Days Tbill		70,00,000	6,787.67	0.37%	6.60%
IN002024Y167	182 Days Tbill		40,00,000	3,966.98	0.22%	6.48%
IN002023Z505	364 Days Tbill		25,00,000	2,464.74	0.14%	6.45%
IN002024Y241	182 Days Tbill		25,00,000	2,455.64	0.13%	6.48%
IN002023Z388	364 Days Tbill		15,00,000	1,497.03	0.08%	6.58%
IN002023Z414	364 Days Tbill		15,00,000	1,493.39	0.08%	6.46%
IN002023Z362	364 Days Tbill		10,00,000	979.84	0.05%	6.48%
Triparty Repo Reverse Repo Instrument						

Monthly Portfolio Statement as on November 30, 2024

ISIN	Name of the Instrument	Industry / Rating	Quantity	Market/Fair Value (Rs. in Lacs)	% to NAV	YIELD
	Equity & Equity related					
	(a) Listed / awaiting listing on Stock Exchanges					
INE090A01021	ICICI Bank Limited	Banks	98,00,000	1,27,409.80	8.13%	
INE040A01034	HDFC Bank Limited	Banks	59,00,000	1,05,966.95	6.76%	
INE009A01021	Infosys Limited	IT - Software	40,00,000	74,314.00	4.74%	
INE733E01010	NTPC Limited	Power	1,45,00,000	52,729.25	3.37%	
INE018A01030	Larsen & Toubro Limited	Construction	13,77,783	51,319.66	3.28%	
INE062A01020	State Bank of India	Banks	60,00,000	50,337.00	3.21%	
INE238A01034	Axis Bank Limited	Banks	40,00,000	45,452.00	2.90%	
INE134E01011	Power Finance Corporation Limited	Finance	91,11,111	45,127.33	2.88%	
INE775A01035	Samvardhana Motherson International Limited	Auto Components	2,60,00,000	42,239.60	2.70%	
IN9397D01014	Bharti Airtel Limited- Partly Paid up	Telecom - Services	33,00,000	40,121.40	2.56%	
INE002A01018	Reliance Industries Limited	Petroleum Products	31,00,000	40,058.20	2.56%	
INE105A01035	TVS Holdings Limited	Finance	2,99,548	35,375.12	2.26%	
INE020B01018	REC Limited	Finance	62,00,000	33,021.20	2.11%	
INE053A01029	The Indian Hotels Company Limited	Leisure Services	40,00,000	31,734.00	2.03%	
INE758T01015	Zomato Limited	Retailing	1,00,00,000	27,976.00	1.79%	
INE765G01017	ICICI Lombard General Insurance Company Limited	Insurance	15,00,000	27,927.75	1.78%	
INE944F01028	Radico Khaitan Limited	Beverages	11,10,000	27,282.14	1.74%	
INE522F01014	Coal India Limited	Consumable Fuels	62,50,000	26,025.00	1.66%	
INE467B01029	Tata Consultancy Services Limited	IT - Software	6,00,000	25,625.10	1.64%	
INE854D01024	United Spirits Limited	Beverages	16,00,000	24,465.60	1.56%	
INE149A01033	Cholamandalam Financial Holdings Limited	Finance	14,80,788	24,163.50	1.54%	
INE999A01023	KSB Limited	Industrial Products	29,00,000	24,129.45	1.54%	
INE481G01011	UltraTech Cement Limited	Cement & Cement Products	2,15,000	24,084.62	1.54%	
INE180A01020	Max Financial Services Limited	Insurance	20,00,000	22,679.00	1.45%	
INE154A01025	ITC Limited	Diversified FMCG	47,00,000	22,407.25	1.43%	
INE155A01022	Tata Motors Limited	Automobiles	28,00,000	22,020.60	1.41%	
INE245A01021	Tata Power Company Limited	Power	53,00,000	21,949.95	1.40%	
INE646L01027	InterGlobe Aviation Limited	Transport Services	5,00,000	21,894.50	1.40%	
INE044A01036	Sun Pharmaceutical Industries Limited	Pharmaceuticals & Biotechnology	12,00,000	21,370.80	1.36%	
INE192R01011	Avenue Supermarts Limited	Retailing	5,70,000	21,144.72	1.35%	
INE299U01018	Crompton Greaves Consumer Electricals Limited	Consumer Durables	50,00,090	20,485.37	1.31%	
INE589A01014	NLC India Limited	Power	74,44,108	19,269.07	1.23%	
INE068V01023	Gland Pharma Limited	Pharmaceuticals & Biotechnology	11,00,000	19,118.00	1.22%	
INE473A01011	Linde India Limited	Chemicals & Petrochemicals	2,73,368	18,919.12	1.21%	
INE176B01034	Havells India Limited	Consumer Durables	11,00,000	18,898.00	1.21%	
INE118H01025	BSE Limited	Capital Markets	4,00,000	18,683.00	1.19%	
INE075I01017	Healthcare Global Enterprises Limited	Healthcare Services	35,00,000	17,584.00	1.12%	
INE094J01016	UTI Asset Management Company Limited	Capital Markets	12,43,667	16,157.10	1.03%	
INE123W01016	SBI Life Insurance Company Limited	Insurance	11,00,000	15,815.25	1.01%	
INE470A01017	3M India Limited	Diversified	48,600	15,671.22	1.00%	
INE686F01025	United Breweries Limited	Beverages	8,00,000	15,604.00	1.00%	
INE191H01014	PVR INOX Limited	Entertainment	10,00,000	15,400.50	0.98%	
INE732I01013	Angel One Limited	Capital Markets	4,96,132	14,373.44	0.92%	
INE079A01024	Ambuja Cements Limited	Cement & Cement Products	27,00,000	14,350.50	0.92%	
INE192A01025	Tata Consumer Products Limited	Agricultural Food & other Products	14,01,923	13,439.53	0.86%	
INE758E01017	Jio Financial Services Limited	Finance	40,00,000	13,134.00	0.84%	
INE325A01013	Timken India Limited	Industrial Products	3,46,781	11,715.65	0.75%	
INE634S01028	Mankind Pharma Limited	Pharmaceuticals & Biotechnology	4,29,920	11,011.11	0.70%	
INE692A01016	Union Bank of India	Banks	89,30,000	10,860.67	0.69%	
INE449A01011	Automotive Axles Limited	Auto Components	5,71,598	10,110.71	0.65%	
INE121J01017	Indus Towers Limited	Telecom - Services	28,38,087	9,914.86	0.63%	
INE715A01015	Wheels India Limited	Auto Components	12,98,633	9,371.59	0.60%	
INE120A01034	Carborundum Universal Limited	Industrial Products	6,00,000	8,754.90	0.56%	
INE0V6F01027	Hyundai Motor India Ltd	Automobiles	4,50,000	8,624.48	0.55%	
INE200A01026	GE Vernova T&D India Limited	Electrical Equipment	4,72,484	8,297.76	0.53%	
INE670K01029	Macrotech Developers Limited	Realty	6,49,978	8,145.52	0.52%	
INE006I01046	Astral Limited	Industrial Products	4,00,000	7,162.00	0.46%	
INE0Q3R01026	Sundaram Clayton Limited	Auto Components	2,99,548	7,100.19	0.45%	
INE0GK401011	Tatva Chintan Pharma Chem Limited	Chemicals & Petrochemicals	7,73,774	6,851.77	0.44%	
INE0ONG01011	NTPC Green Energy Limited	Power	45,97,092	5,739.01	0.37%	
INE634I01029	KNR Constructions Limited	Construction	16,49,252	5,389.76	0.34%	
	Subtotal			15,56,303.57	99.37%	
	(b) UNLISTED			NIL	NIL	NIL
	Subtotal			NIL	NIL	NIL
	Total			15,56,303.57	99.37%	
	Money Market Instruments					
	Triparty Repo/ Reverse Repo Instrument					
	Triparty Repo			10,688.97	0.68%	
	Total			10,688.97	0.68%	
	OTHERS					
	Cash Margin - CCIL			4.98	\$0.00%	
	Total			4.98	0.00%	
	Net Current Assets			(442.62)	-0.05%	
	GRAND TOTAL			15,66,554.90	100.00%	

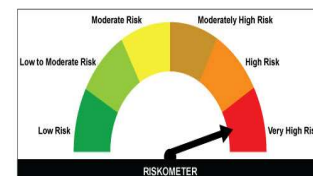
§ Less Than 0.01% of NAV

SCHEME RISK-O-METER



The risk of the scheme is Very High

**BENCHMARK NAME - NIFTY 500 TRI
BENCHMARK RISK-O-METER**



The risk of the benchmark is Very High

Monthly Portfolio Statement as on November 30,2024

ISIN	Name of the Instrument	Industry / Rating	Quantity	Market/Fair Value (Rs. in Lacs)	% to NAV	YIELD
Equity & Equity related						
(a) Listed / awaiting listing on Stock Exchanges						
INE040A01034	HDFC Bank Limited	Banks	41,39,641	74,350.02	8.84%	
INE238A01034	Axis Bank Limited	Banks	51,96,932	59,052.74	7.02%	
INE090A01021	ICICI Bank Limited	Banks	45,11,739	58,657.12	6.97%	
INE009A01021	Infosys Limited	IT - Software	24,55,027	45,610.72	5.42%	
INE002A01018	Reliance Industries Limited	Petroleum Products	31,65,064	40,898.96	4.86%	
INE918I01026	Bajaj Finserv Limited	Finance	20,76,456	32,806.97	3.90%	
INE470A01017	3M India Limited	Diversified	93,302	30,085.51	3.58%	
INE018E01016	SBI Cards and Payment Services Limited	Finance	42,87,882	30,040.90	3.57%	
INE158A01026	Hero MotoCorp Limited	Automobiles	6,13,024	29,190.36	3.47%	
INE398R01022	Syngene International Limited	Healthcare Services	26,63,943	25,062.38	2.98%	
INE00WC01027	Affle (India) Limited	IT - Services	15,30,419	24,781.31	2.95%	
INE388Y01029	FSN E-Commerce Ventures Limited	Retailing	1,34,14,342	23,080.72	2.74%	
INE257A01026	Bharat Heavy Electricals Limited	Electrical Equipment	88,55,243	22,234.63	2.64%	
INE671A01010	Honeywell Automation India Limited	Industrial Manufacturing	53,452	21,827.20	2.59%	
INE0V6F01027	Hyundai Motor India Ltd	Automobiles	11,22,957	21,522.03	2.56%	
INE465A01025	Bharat Forge Limited	Auto Components	15,92,852	21,220.77	2.52%	
INE646L01027	InterGlobe Aviation Limited	Transport Services	4,76,533	20,866.90	2.48%	
INE806T01020	Sapphire Foods India Limited	Leisure Services	63,94,901	20,860.17	2.48%	
INE795G01014	HDFC Life Insurance Company Limited	Insurance	31,12,387	20,471.73	2.43%	
INE332A01027	Thomas Cook (India) Limited	Leisure Services	93,28,506	19,446.20	2.31%	
INE665L01035	Varroc Engineering Limited	Auto Components	37,17,625	19,307.49	2.30%	
INE149A01033	Cholamandalam Financial Holdings Limited	Finance	11,06,036	18,048.30	2.15%	
INE804L01022	MedPlus Health Services Limited	Retailing	20,98,553	16,425.37	1.95%	
INE732I01013	Angel One Limited	Capital Markets	5,32,840	15,436.91	1.84%	
INE191H01014	PVR INOX Limited	Entertainment	9,22,199	14,202.33	1.69%	
IN9047A01029	Grasim Industries Limited- Partly Paid up	Cement & Cement Products	8,48,096	14,088.15	1.67%	
INE07T201019	Restaurant Brands Asia Limited	Leisure Services	1,59,36,154	13,842.14	1.65%	
INE0LXG01040	Ola Electric Mobility Ltd	Automobiles	1,15,08,980	10,060.00	1.20%	
INE716A01013	Whirlpool of India Limited	Consumer Durables	4,11,947	7,616.90	0.91%	
Subtotal				7,71,094.93	91.67%	
(b) UNLISTED						
Subtotal				NIL	NIL	NIL
Total				7,71,094.93	91.67%	
Money Market Instruments						
Triparty Repo/ Reverse Repo Instrument						
Triparty Repo				71,333.84	8.48%	
Total				71,333.84	8.48%	
OTHERS						
Cash Margin - CCIL				22.34	\$0.00%	
Total				22.34	0.00%	
Net Current Assets				(1,282.86)	-0.15%	
GRAND TOTAL				8,41,168.25	100.00%	

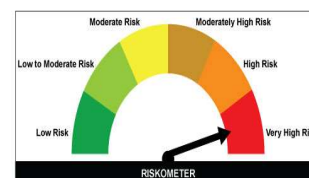
₹ Less Than 0.01% of NAV

SCHEME RISK-O-METER



The risk of the scheme is Very High

**BENCHMARK NAME - BSE 500 TRI
BENCHMARK RISK-O-METER**



The risk of the benchmark is Very High

Monthly Portfolio Statement as on November 30,2024

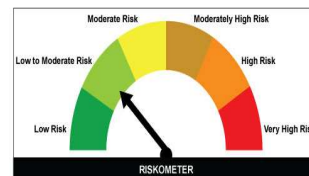
ISIN	Name of the Instrument	Industry / Rating	Quantity	Market/Fair Value (Rs. in Lacs)	% to NAV	YIELD
	Money Market Instruments					
	Triparty Repo/ Reverse Repo Instrument					
	Triparty Repo			325.59	100.85%	
	Total			325.59	100.85%	
	OTHERS					
	Cash Margin - CCIL			0.11	0.03%	
	Total			0.11	0.03%	
	Net Current Assets			(2.84)	-0.88%	
	GRAND TOTAL			322.86	100.00%	

SCHEME RISK-O-METER



The risk of the scheme is Low

**BENCHMARK NAME - CRISIL LIQUID DEBT INDEX
BENCHMARK RISK-O-METER**



The risk of the benchmark is Low to Moderate

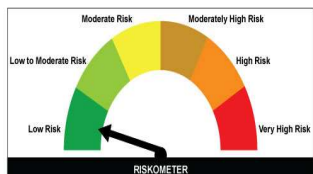
Monthly Portfolio Statement as on November 30,2024

ISIN	Name of the Instrument	Industry / Rating	Quantity	Market/Fair Value (Rs. in Lacs)	% to NAV	YIELD
Debt Instruments						
(a) Listed / awaiting listing on Stock Exchange						
Floating Rate Note						
INE518Y07485	Praram Capital & Housing Finance Limited**	ICRA AA	8,000	7,996.43	0.89%	8.43%
Government Securities						
IN2201150196	8.67% State Government Securities	SOVEREIGN	1,10,00,000	11,226.91	1.25%	7.00%
N22012015070	8.36% State Government Securities	SOVEREIGN	90,00,000	9,144.47	1.02%	7.00%
IN4201160156	7.79% State Government Securities	SOVEREIGN	55,00,000	5,592.24	0.62%	7.09%
IN2002089077	8% Government of India	SOVEREIGN	55,00,000	5,570.03	0.62%	7.08%
IN2920200308	8.31% State Government Securities	SOVEREIGN	50,00,000	5,142.79	0.57%	7.09%
IN1620200906	7.69% State Government Securities	SOVEREIGN	50,00,000	5,094.80	0.56%	7.07%
IN4201190047	7.38% State Government Securities	SOVEREIGN	40,00,000	4,038.73	0.45%	7.08%
IN3201160291	7.17% State Government Securities	SOVEREIGN	40,00,000	4,017.03	0.45%	7.06%
IN1370160067	7.8% State Government Securities	SOVEREIGN	25,00,000	2,540.62	0.28%	7.12%
IN2120170047	7.46% State Government Securities	SOVEREIGN	25,00,000	2,529.50	0.28%	7.11%
IN2920200267	6.2% State Government Securities	SOVEREIGN	25,00,000	2,454.32	0.27%	7.08%
IN1620160276	7.8% State Government Securities	SOVEREIGN	20,00,000	2,101.11	0.23%	7.08%
IN2120160097	7.6% State Government Securities	SOVEREIGN	16,00,000	1,620.64	0.18%	7.07%
IN0042502032	GCI Ships (MD 12/04/2025)	SOVEREIGN	5,06,700	494.84	0.05%	6.63%
IN0012025039	GCI Ships (MD 12/10/2025)	SOVEREIGN	3,37,800	319.21	0.04%	6.77%
Non Convertible Debentures						
INE261F08D00	7.58% National Bank For Agriculture and Rural Development	CRISIL AAA	24,500	24,479.89	2.72%	7.59%
INE430002621	8.55% Bharat Telecom Limited**	ICRA AAA*	17,500	17,552.89	1.95%	8.51%
INE792020503	7.85% Indira Trust**	ICRA AAA*	15,000	17,416.40	1.93%	8.00%
INE0KX07018	7.71% Highways Infrastructure Trust**	CRISIL AAA	1,750	17,151.45	1.90%	8.03%
INE00808797	7.55% REC Limited**	ICRA AAA*	15,000	15,999.39	1.76%	7.54%
INE556F08K11	7.79% Small Industries Dev Bank of India**	CRISIL AAA	15,000	15,588.47	1.73%	7.55%
INE21907454	7.87% India Grid Inv't Fund**	CRISIL AAA	15,000	15,095.28	1.68%	7.77%
INE146007508	9% Hinduja Leyland Finance Limited**	CRISIL AAA*	10,000	10,521.11	1.67%	8.94%
INE041007134	8.17% Emirates Office Parks REIT**	ICRA AAA*	10,000	10,026.62	1.11%	8.94%
INE71A075B0	9.2% Shivram Finance Limited**	CRISIL AA*	10,000	10,023.26	1.11%	8.90%
INE42907422	8.84% Shivram Housing Finance Limited**	CRISIL AAA*	10,000	10,011.20	1.11%	8.84%
INE2130107129	8.65% SMC India Home Finance Company Limited**	ICRA AAA*	1,000	10,007.46	1.11%	7.73%
INE26A08015	7.75% Titan Company Limited**	CRISIL AAA	10,000	10,006.44	1.11%	7.63%
INE52200707CH7	9.1% Manipangam Finance Limited**	CRISIL AA	10,000	9,998.11	1.11%	9.00%
INE146E08ML8	7.55% Power Finance Corporation Limited	CRISIL AAA	10,000	9,991.65	1.11%	7.54%
INE556F08K19	7.44% Small Industries Dev Bank of India**	CRISIL AAA	10,000	9,972.79	1.11%	7.58%
INE941D07166	7.8% Sikka Ports and Terminals Limited**	ICRA AAA	950	9,536.72	1.06%	7.68%
INE261F08E19	7.7% National Bank For Agriculture and Rural Development	CRISIL AAA	950	9,529.66	1.06%	7.58%
INE556F08K22	7.68% Small Industries Dev Bank of India**	CRISIL AAA	7,500	7,533.64	0.84%	7.48%
INE261F08E24	7.62% National Bank For Agriculture and Rural Development**	CRISIL AAA	7,500	7,530.37	0.84%	7.48%
INE4142071JH	9.62% Muthoo Finance Limited**	ICRA AAA*	7,500	7,527.01	0.84%	8.62%
INE4142071JH5	8.97% Muthoo Finance Limited**	ICRA AAA*	7,500	7,521.44	0.84%	8.62%
INE020808E24	7.59% REC Limited**	CRISIL AAA	7,500	7,515.35	0.83%	7.42%
INE55307018X8	8.54% SMC India Credit Company Limited**	ICRA AAA*	7,500	7,505.96	0.83%	7.72%
INE03L071C6	7.84% Tata Capital Housing Finance Limited**	CRISIL AAA	7,500	7,505.70	0.83%	7.78%
INE556F08K76	7.44% Small Industries Dev Bank of India**	CRISIL AAA	7,500	7,488.75	0.83%	7.50%
INE261F08E41	7.5% National Bank For Agriculture and Rural Development**	CRISIL AAA	7,500	7,485.26	0.83%	7.58%
INE241070EQ0	9.41% 360 One Prime Limited**	CRISIL AA	6,500,000	6,507.14	0.72%	9.28%
INE941D07208	6.75% Sikka Ports and Terminals Limited**	ICRA AAA	650	6,419.66	0.71%	7.68%
INE134E08G13	8.2% Power Finance Corporation Limited**	CRISIL AAA	600	6,006.41	0.67%	7.88%
INE556F08K5	7.79% Small Industries Dev Bank of India**	CRISIL AAA	5,000	5,027.34	0.56%	7.50%
INE020808E17	7.64% REC Limited**	ICRA AAA	5,000	5,016.96	0.56%	7.45%
INE020808E13	7.77% REC Limited**	CRISIL AAA	5,000	5,015.36	0.56%	7.58%
INE134E08M17	7.77% Power Finance Corporation Limited**	CRISIL AAA	5,000	5,013.84	0.56%	7.58%
INE134E08M10	7.7% Power Finance Corporation Limited**	CRISIL AAA	5,000	5,009.55	0.56%	7.58%
INE020808E12	7.44% REC Limited**	CRISIL AAA	5,000	4,991.31	0.55%	7.55%
INE556F08K11	7.43% Small Industries Dev Bank of India**	CRISIL AAA	5,000	4,985.60	0.55%	7.58%
INE477A07316	6.7% Can Fin Homes Limited**	ICRA AAA	500	4,984.27	0.55%	7.67%
INE154207011	8.44% Renew Solar Energy (Usharhath Five) Private Ltd**	CARE AA	5,000	4,938.51	0.55%	8.72%
INE020808H8	7.95% REC Limited**	CRISIL AAA	450	4,543.28	0.50%	7.42%
INE57E07175	8.24% PNB Housing Finance Limited	ICRA AAA	4,500	4,516.10	0.50%	8.12%
INE261F08E15	7.44% National Bank For Agriculture and Rural Development	CRISIL AAA	4,500	4,499.20	0.50%	7.45%
INE52200707C06	8.8% Manipangam Finance Limited**	CRISIL AA	3,500	3,795.63	0.42%	8.83%
INE087M08126	9.25% Bahadur Chand Investments Pvt Limited**	ICRA AA	3,750	3,737.57	0.42%	9.77%
INE087M08134	9.25% Bahadur Chand Investments Pvt Limited**	ICRA AA	3,750	3,725.67	0.41%	9.78%
INE261F08E19	7.8% National Bank For Agriculture and Rural Development	ICRA AAA	3,500	3,517.15	0.39%	7.58%
INE941D07158	7.95% Sikka Ports and Terminals Limited**	CRISIL AAA	350	3,515.63	0.39%	7.68%
INE77A08089	8.15% Samarthana Motherhood International Limited**	FITCH AAA	2,500	2,505.37	0.28%	7.91%
INE020808E19	7.54% REC Limited**	CRISIL AAA	2,500	2,501.54	0.28%	7.58%
INE020808E19	7.56% REC Limited**	CRISIL AAA	2,500	2,498.69	0.28%	7.55%
INE020808E14	7.6% REC Limited**	CRISIL AAA	2,500	2,498.30	0.28%	7.62%
INE4142071R6	8.35% Muthoo Finance Limited**	CRISIL AA*	2,500	2,495.96	0.28%	8.82%
INE556F08K19	7.47% Small Industries Dev Bank of India**	ICRA AAA	250	2,493.00	0.28%	7.75%
INE21907306	6.72% India Grid Inv't Fund**	CRISIL AAA	250	2,461.42	0.27%	7.87%
INE134E08H5	8.35% Power Finance Corporation Limited**	ICRA AAA*	50	501.38	0.06%	7.51%
INE16E08FUG	5.62% Export Import Bank of India**	CRISIL AAA	30	308.76	0.03%	7.44%
INE975F07M9	8.04% Kotak Mahindra Investments Limited**	CRISIL AAA	100	100.24	0.01%	7.87%
Subtotal				4,89,021.10	54.31%	
(b) Privately placed / Unlisted						
Subtotal				NIL	NIL	NIL
(c) Securitised Debt						
Subtotal				NIL	NIL	NIL
INE0W1015020	Namoi**	FITCH AAA(SO)	10,000	16,338.05	1.81%	9.07%
INE1CBK15029	India Universal Trust AL1**	CRISIL AAA(SO)	142	14,210.07	1.58%	8.30%
INE16715019	India Universal Trust AL1**	FITCH AAA(SO)	140	12,632.72	1.40%	8.32%
INE0W1015017	Driva XXX**	ICRA AAA(SO)	100	8,151.80	0.91%	8.57%
INE1CBK15011	India Universal Trust AL1**	CRISIL AAA(SO)	75	7,488.50	0.83%	8.30%
INE0W1015012	Namoi**	FITCH AAA(SO)	10,000	7,070.10	0.79%	9.05%
INE091A15015	Sansar Trust**	ICRA AAA(SO)	1,842	3,528.63	0.38%	8.65%
INE0D0215015	Sansar Trust**	ICRA AAA(SO)	2,913	881.84	0.10%	8.00%
Subtotal				70,311.91	7.81%	
Total				5,59,333.01	62.12%	
Derivatives						
Interest Rate Swaps						
Interest Rate Swaps Pay Fix Receive Floating (25/09/2026) (FV 10000 Lacs)				19.09	\$0.00%	
Interest Rate Swaps Pay Fix Receive Floating (06/08/2027) (FV 10000 Lacs)				7.00	\$0.00%	
Interest Rate Swaps Pay Fix Receive Floating (01/04/2025) (FV 10000 Lacs)				5.28	\$0.00%	
Interest Rate Swaps Pay Fix Receive Floating (17/02/2025) (FV 10000 Lacs)				5.18	\$0.00%	
Interest Rate Swaps Pay Fix Receive Floating (01/04/2025) (FV 10000 Lacs)				4.96	\$0.00%	
Interest Rate Swaps Pay Fix Receive Floating (01/01/2025) (FV 10000 Lacs)				3.27	\$0.00%	
Interest Rate Swaps Pay Fix Receive Floating (01/01/2025) (FV 10000 Lacs)				3.27	\$0.00%	
Interest Rate Swaps Pay Fix Receive Floating (20/02/2025) (FV 10000 Lacs)				3.24	\$0.00%	
Interest Rate Swaps Pay Fix Receive Floating (21/02/2025) (FV 10000 Lacs)				3.14	\$0.00%	
Interest Rate Swaps Pay Fix Receive Floating (27/01/2025) (FV 20000 Lacs)				2.80	\$0.00%	
Interest Rate Swaps Pay Fix Receive Floating (03/02/2025) (FV 15000 Lacs)				2.46	\$0.00%	
Interest Rate Swaps Pay Fix Receive Floating (30/01/2025) (FV 12500 Lacs)				1.88	\$0.00%	
Interest Rate Swaps Pay Fix Receive Floating (06/08/2026) (FV 10000 Lacs)				1.66	\$0.00%	
Interest Rate Swaps Pay Fix Receive Floating (12/07/2027) (FV 5000 Lacs)				1.44	\$0.00%	
Interest Rate Swaps Pay Fix Receive Floating (30/01/2025) (FV 5000 Lacs)				0.75	\$0.00%	
Interest Rate Swaps Pay Fix Receive Floating (19/02/2025) (FV 15000 Lacs)				(1.58)	\$0.00%	
Interest Rate Swaps Pay Fix Receive Floating (15/02/2025) (FV 10000 Lacs)				(17.58)	\$0.00%	
Interest Rate Swaps Pay Fix Receive Floating (30/03/2026) (FV 10000 Lacs)				(20.68)	\$0.00%	
Total				25.87	0.00%	
Money Market Instruments						
Certificate of Deposit						
INE160A160P1	Punjab National Bank**	FITCH A1+	5,000	24,514.75	2.72%	7.23%
INE160A160M8	Punjab National Bank**	CRISIL A1+	4,000	19,668.38	2.18%	7.20%
INE476A16YB0	Canara Bank**	CRISIL A1+	3,500	17,131.15	1.90%	7.21%
INE040A16FM0	HDFC Bank Limited**	CARE A1+	3,500	16,501.96	1.83%	7.58%
INE091A16H9	Union Bank of India**	ICRA A1+	3,200	15,641.97	1.74%	7.27%
INE476A16ZC5	Canara Bank**	CRISIL A1+	2,500	12,267.38	1.36%	7.21%
INE476A16Y29	Canara Bank**	CRISIL A1+	2,000	9,628.50	1.09%	7.18%
INE091A16H11	Industrial Bank Limited**	CRISIL A1+	2,000	9,600.62	1.09%	7.28%
INE476A16Y03	Canara Bank**	CRISIL A1+	2,000	9,775.99	1.09%	7.21%
INE040A16FE7	HDFC Bank Limited**	CRISIL A1+	2,000	9,640.16	1.07%	7.45%
INE23AD0676	Aus Bank Limited	CRISIL A1+	2,000	9,550.94	1.06%	7.58%
INE476A16Y54	Canara Bank**	CRISIL A1+	1,500	7,361.85	0.82%	7.21%
INE092A16HR3	Union Bank of India**	FITCH A1+	1,500	7,342.17	0.82%	7.27%
INE476A16Z29	Canara Bank**	CRISIL A1+	1,500	7,096.73	0.79%	7.52%
INE040A16E19	HDFC Bank Limited**	CRISIL A1+	1,000	4,976.43	0.55%	6.90%
INE040A16EM3	HDFC Bank Limited**	CRISIL A1+	1,000	4,937.86	0.55%	7.18%
INE160A16P9P	Punjab National Bank	CRISIL A1+	1,000	4,921.26	0.55%	7.21%
INE23AD0694	Aus Bank Limited**	CRISIL A1+	1,000	4,920.31	0.55%	7.21%
INE02A16E20	Bank of Baroda	FITCH A1+	1,000	4,916.71	0.55%	7.19%
INE020A16G55	Bank of Baroda**	FITCH A1+	1,000	4,910.64	0.55%	7.22%
INE040A16E02	HDFC Bank Limited**	CRISIL A1+	1,000	4,907.65	0.55%	7.23%
INE23AD06918	Aus Bank Limited**	CRISIL A1+	1,000	4,724.08	0.52%	7.56%
INE040A16F0F	HDFC Bank Limited**	CARE A1+	1,000	4,684.08	0.52%	7.60%
INE040A16E13	HDFC Bank Limited**	CRISIL A1+	500	2,497.63	0.28%	6.90%
Commercial Paper						
INE514E14SA9	Export Import Bank of India**	CRISIL A1+	2,000	9,859.67	1.10%	7.22%
Treasury Bill						
IN002024X250	91 Days Tbill		1,50,00,000	14,970.30	1.66%	6.58%
IN002024Y241	182 Days Tbill		1,45,00,000	14,242.10	1.58%	6.48%
IN002023Z39						

Monthly Portfolio Statement as on November 30,2024

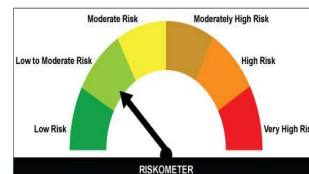
ISIN	Name of the Instrument	Industry / Rating	Quantity	Market/Fair Value (Rs. in Lacs)	% to NAV	YIELD
	Money Market Instruments					
	Triparty Repo/ Reverse Repo Instrument					
	Triparty Repo			372.68	101.10%	
	Total			372.68	101.10%	
	OTHERS					
	Cash Margin - CCIL			0.13	0.03%	
	Total			0.13	0.03%	
	Net Current Assets			(4.17)	-1.13%	
	GRAND TOTAL			368.64	100.00%	

SCHEME RISK-O-METER



The risk of the scheme is Low

**BENCHMARK NAME - CRISIL LIQUID DEBT INDEX
BENCHMARK RISK-O-METER**

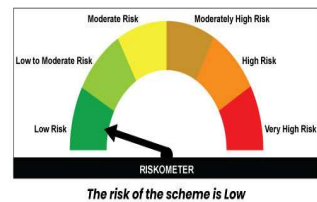


The risk of the benchmark is Low to Moderate

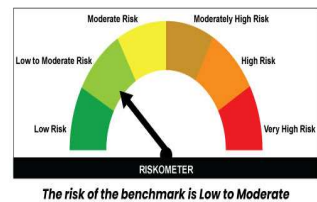
Monthly Portfolio Statement as on November 30,2024

ISIN	Name of the Instrument	Industry / Rating	Quantity	Market/Fair Value (Rs. in Lacs)	% to NAV	YIELD
	Money Market Instruments					
	Triparty Repo/ Reverse Repo Instrument					
	Triparty Repo			278.11	100.59%	
	Total			278.11	100.59%	
	OTHERS					
	Cash Margin - CCIL			0.09	0.03%	
	Total			0.09	0.03%	
	Net Current Assets			(1.72)	-0.62%	
	GRAND TOTAL			276.48	100.00%	

SCHEME RISK-O-METER



**BENCHMARK NAME - CRISIL LIQUID DEBT INDEX
BENCHMARK RISK-O-METER**



Monthly Portfolio Statement as on November 30,2024

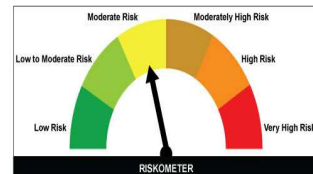
ISIN	Name of the Instrument	Industry / Rating	Quantity	Market/Fair Value (Rs. in Lacs)	% to NAV	YIELD
Debt Instruments						
(a) Listed / awaiting listing on Stock Exchange						
Government Securities						
IN2920160388	7.39% State Government Securities	SOVEREIGN	1,10,000	110.07	37.78%	6.75%
IN2920160115	8.33% State Government Securities	SOVEREIGN	70,000	70.54	24.21%	7.02%
IN2220150055	8.28% State Government Securities	SOVEREIGN	40,000	40.37	13.86%	6.92%
IN1020150042	8.31% State Government Securities	SOVEREIGN	15,000	15.14	5.20%	6.93%
IN0020079052	8.4% Government of India	SOVEREIGN	10,000	10.05	3.45%	6.77%
IN1620150178	8.21% State Government Securities	SOVEREIGN	10,000	10.04	3.45%	6.87%
Non Convertible Debentures						
INE134E08CS4	8.9% Power Finance Corporation Limited**	CRISIL AAA	2	20.06	6.89%	7.36%
Subtotal				276.27	94.84%	
(b) Privately placed / Unlisted						
Subtotal				NIL	NIL	NIL
(c) Securitised Debt						
Subtotal				NIL	NIL	
Total				276.27	94.84%	
Money Market Instruments						
Triparty Repo/ Reverse Repo Instrument						
Triparty Repo				11.50	3.95%	
Total				11.50	3.95%	
Net Current Assets				3.56	1.21%	
GRAND TOTAL				291.33	100.00%	

** Non Traded Securities/Illiquid Securities

SCHEME RISK-O-METER



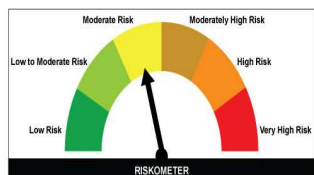
BENCHMARK NAME - CRISIL SHORT TERM BOND INDEX
BENCHMARK RISK-O-METER



Monthly Portfolio Statement as on November 30,2024

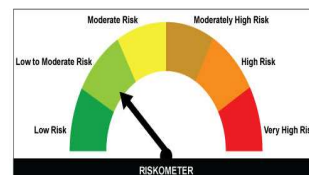
ISIN	Name of the Instrument	Industry / Rating	Quantity	Market/Fair Value (Rs. in Lacs)	% to NAV	YIELD
	Money Market Instruments					
	Triparty Repo/ Reverse Repo Instrument					
	Triparty Repo			1,082.92	35.13%	
	Total			1,082.92	35.13%	
	Mutual Fund Units					
INF204K01ZH0	Nippon India Liquid Fund-Direct Growth Plan		32,330.846	2,003.23	64.98%	
	Total			2,003.23	64.98%	
	OTHERS					
	Cash Margin - CCIL			0.22	0.01%	
	Total			0.22	0.01%	
	Net Current Assets			(3.58)	-0.12%	
	GRAND TOTAL			3,082.79	100.00%	

SCHEME RISK-O-METER



The risk of the scheme is Moderate

**BENCHMARK NAME - CRISIL LIQUID DEBT INDEX
BENCHMARK RISK-O-METER**



The risk of the benchmark is Low to Moderate

Monthly Portfolio Statement as on November 30,2024

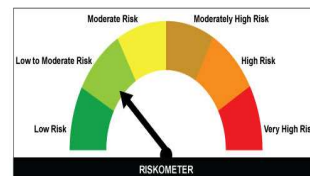
ISIN	Name of the Instrument	Industry / Rating	Quantity	Market/Fair Value (Rs. in Lacs)	% to NAV	YIELD
	Money Market Instruments					
	Triparty Repo/ Reverse Repo Instrument					
	Triparty Repo			277.72	100.72%	
	Total			277.72	100.72%	
	OTHERS					
	Cash Margin - CCIL			0.09	0.03%	
	Total			0.09	0.03%	
	Net Current Assets			(2.08)	-0.75%	
	GRAND TOTAL			275.73	100.00%	

SCHEME RISK-O-METER



The risk of the scheme is Low

**BENCHMARK NAME - CRISIL LIQUID DEBT INDEX
BENCHMARK RISK-O-METER**



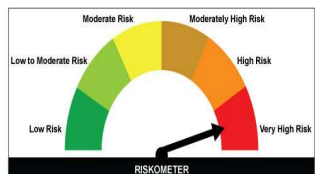
The risk of the benchmark is Low to Moderate

Monthly Portfolio Statement as on November 30,2024

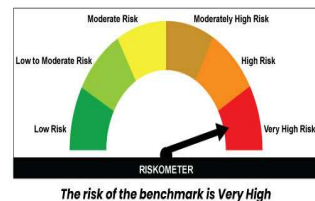
ISIN	Name of the Instrument	Industry / Rating	Quantity	Market/Fair Value (Rs. in Lacs)	% to NAV	YIELD
	Equity & Equity related					
	(a) Listed / awaiting listing on Stock Exchanges					
INE040A01034	HDFC Bank Limited	Banks	1,89,40,367	3,40,178.46	9.63%	
INE090A01021	ICICI Bank Limited	Banks	1,70,00,000	2,21,017.00	6.26%	
INE002A01018	Reliance Industries Limited	Petroleum Products	1,48,62,137	1,92,048.53	5.44%	
INE154A01025	ITC Limited	Diversified FMCG	3,77,50,240	1,79,974.27	5.10%	
INE009A01021	Infosys Limited	IT - Software	85,00,084	1,57,918.81	4.47%	
INE062A01020	State Bank of India	Banks	1,72,00,644	1,44,304.80	4.09%	
INE018A01030	Larsen & Toubro Limited	Construction	36,00,529	1,34,112.50	3.80%	
INE238A01034	Axis Bank Limited	Banks	1,10,00,080	1,24,993.91	3.54%	
INE296A01024	Bajaj Finance Limited	Finance	15,99,612	1,05,188.89	2.98%	
INE467B01029	Tata Consultancy Services Limited	IT - Software	23,00,000	98,229.55	2.78%	
INE245A01021	Tata Power Company Limited	Power	2,25,00,000	93,183.75	2.64%	
INE200A01026	GE Vernova T&D India Limited	Electrical Equipment	50,31,469	88,362.66	2.50%	
INE733E01010	NTPC Limited	Power	2,32,31,093	84,479.87	2.39%	
INE860A01027	HCL Technologies Limited	IT - Software	36,00,927	66,546.93	1.88%	
INE053A01029	The Indian Hotels Company Limited	Leisure Services	73,86,744	58,602.73	1.66%	
INE089A01031	Dr. Reddy's Laboratories Limited	Pharmaceuticals & Biotechnology	47,67,429	57,318.80	1.62%	
INE427F01016	Chalet Hotels Limited	Leisure Services	63,85,300	56,835.56	1.61%	
INE758T01015	Zomato Limited	Retailing	2,00,79,092	56,173.27	1.59%	
INE585B01010	Maruti Suzuki India Limited	Automobiles	5,00,423	55,417.84	1.57%	
INE003A01024	Siemens Limited	Electrical Equipment	7,00,000	52,925.95	1.50%	
INE361B01024	Divi's Laboratories Limited	Pharmaceuticals & Biotechnology	7,99,740	49,365.55	1.40%	
INE230A01023	EIH Limited	Leisure Services	1,15,43,487	43,795.99	1.24%	
INE030A01027	Hindustan Unilever Limited	Diversified FMCG	16,39,661	40,928.40	1.16%	
INE765G01017	ICICI Lombard General Insurance Company Limited	Insurance	20,00,000	37,237.00	1.05%	
INE020B01018	REC Limited	Finance	69,00,000	36,749.40	1.04%	
INE795G01014	HDFC Life Insurance Company Limited	Insurance	55,00,000	36,176.25	1.02%	
INE081A01020	Tata Steel Limited	Ferrous Metals	2,50,03,160	36,139.57	1.02%	
INE123W01016	SBI Life Insurance Company Limited	Insurance	25,00,000	35,943.75	1.02%	
INE481G01011	UltraTech Cement Limited	Cement & Cement Products	3,08,734	34,584.85	0.98%	
INE095A01012	IndusInd Bank Limited	Banks	34,00,000	33,858.90	0.96%	
INE192A01025	Tata Consumer Products Limited	Agricultural Food & other Products	33,03,846	31,672.32	0.90%	
INE021A01026	Asian Paints Limited	Consumer Durables	12,49,899	30,992.50	0.88%	
INE101A01026	Mahindra & Mahindra Limited	Automobiles	10,00,000	29,661.00	0.84%	
INE205A01025	Vedanta Limited	Diversified Metals	63,73,407	28,903.40	0.82%	
INE018E01016	SBI Cards and Payment Services Limited	Finance	40,99,302	28,179.71	0.81%	
INE127D01025	HDFC Asset Management Company Limited	Capital Markets	6,80,056	28,591.25	0.81%	
INE117A01022	ABB India Limited	Electrical Equipment	3,82,281	28,370.03	0.80%	
INE192R01011	Avenue Supermarts Limited	Retailing	7,51,400	27,873.93	0.79%	
INE044A01036	Sun Pharmaceutical Industries Limited	Pharmaceuticals & Biotechnology	15,55,373	27,699.64	0.78%	
INE00NG01011	NTPC Green Energy Limited	Power	2,10,54,205	26,284.07	0.74%	
INE155A01022	Tata Motors Limited	Automobiles	30,00,000	23,593.50	0.67%	
INE522F01014	Coal India Limited	Consumable Fuels	50,00,000	20,820.00	0.59%	
INE685A01028	Torrent Pharmaceuticals Limited	Pharmaceuticals & Biotechnology	6,09,818	20,271.57	0.57%	
INE180A01020	Max Financial Services Limited	Insurance	17,17,349	19,473.88	0.55%	
INE982J01020	One 97 Communications Limited	Financial Technology (Fintech)	20,00,000	18,035.00	0.51%	
INE121J01017	Indus Towers Limited	Telecom - Services	50,68,232	17,705.87	0.50%	
INE237A01028	Kotak Mahindra Bank Limited	Banks	10,00,000	17,652.50	0.50%	
INE028A01039	Bank of Baroda	Banks	70,13,171	17,280.45	0.49%	
INE322A01010	Gillette India Limited	Personal Products	1,72,581	16,934.86	0.48%	
INE646L01027	InterGlobe Aviation Limited	Transport Services	3,85,948	16,900.28	0.48%	
INE872J01023	Devyani International Limited	Leisure Services	1,00,16,707	16,550.60	0.47%	
INE671A01010	Honeywell Automation India Limited	Industrial Manufacturing	40,411	16,501.89	0.47%	
INE0V6F01027	Hyundai Motor India Ltd	Automobiles	8,59,004	16,463.24	0.47%	
INE775A01035	Samvardhana Motherson International Limited	Auto Components	1,00,00,000	16,246.00	0.46%	
INE102D01028	Godrej Consumer Products Limited	Personal Products	13,00,000	16,180.45	0.46%	
INE00H001014	Swiggy Limited	Retailing	34,27,935	16,137.00	0.46%	
INE263A01024	Bharat Electronics Limited	Aerospace & Defense	50,00,000	15,400.00	0.44%	
INE473A01011	Linde India Limited	Chemicals & Petrochemicals	2,16,434	14,978.86	0.42%	
INE191H01014	PVR INOX Limited	Entertainment	9,55,650	14,717.49	0.42%	
INE689C01036	Tech Mahindra Limited	IT - Software	8,50,000	14,554.55	0.41%	
INE749A01030	Jindal Steel & Power Limited	Ferrous Metals	16,00,729	14,509.81	0.41%	
INE134E01011	Power Finance Corporation Limited	Finance	26,35,367	13,052.97	0.37%	
INE761H01022	Page Industries Limited	Textiles & Apparels	27,212	12,148.77	0.34%	
INE068V01023	Gland Pharma Limited	Pharmaceuticals & Biotechnology	6,77,764	11,779.54	0.33%	
INE259A01022	Colgate Palmolive (India) Limited	Personal Products	4,00,594	11,576.17	0.33%	
INE470A01017	3M India Limited	Diversified	30,337	9,782.26	0.28%	
INE397D01024	Bharti Airtel Limited	Telecom - Services	5,00,000	8,135.75	0.23%	
INE686F01025	United Breweries Limited	Beverages	3,48,366	6,794.88	0.19%	
INE256A01028	Zee Entertainment Enterprises Limited	Entertainment	50,00,000	6,458.00	0.18%	
INE335Y01020	Indian Railway Catering And Tourism Corporation Limited	Leisure Services	5,00,000	4,079.75	0.12%	
INE148O01028	Delhivery Limited	Transport Services	5,00,000	1,679.75	0.05%	
	Subtotal			34,87,757.23	98.76%	
	(b) UNLISTED			NIL	NIL	NIL
	Subtotal			NIL	NIL	NIL
	Total			34,87,757.23	98.76%	
	Money Market Instruments					
	Triparty Repo/ Reverse Repo Instrument					
	Triparty Repo			51,840.14	1.47%	
	Total			51,840.14	1.47%	
	OTHERS					
	Cash Margin - CCIL			32.11	\$0.00%	
	Total			32.11	0.00%	
	Net Current Assets			(8,281.70)	-0.23%	
	GRAND TOTAL			35,31,347.78	100.00%	

\$ Less Than 0.01% of NAV

SCHEME RISK-O-METER



BENCHMARK NAME - BSE 100 TRI
BENCHMARK RISK-O-METER

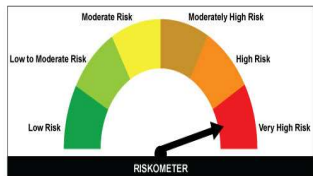


Monthly Portfolio Statement as on November 30,2024

ISIN	Name of the Instrument	Industry / Rating	Quantity	Market/Fair Value (Rs. in Lacs)	% to NAV	YIELD
Equity & Equity related						
(a) Listed / awaiting listing on Stock Exchanges						
INE090A01021	ICICI Bank Limited	Banks	55,000	715.06	8.12%	
INE040A01034	HDFC Bank Limited	Banks	35,000	628.62	7.14%	
INE009A01021	Infosys Limited	IT - Software	24,000	445.88	5.07%	
INE002A01018	Reliance Industries Limited	Petroleum Products	31,000	400.58	4.55%	
INE062A01020	State Bank of India	Banks	47,000	394.31	4.48%	
INE397D01024	Bharti Airtel Limited	Telecom - Services	22,000	357.97	4.07%	
INE467B01029	Tata Consultancy Services Limited	IT - Software	8,000	341.67	3.88%	
INE101A01026	Mahindra & Mahindra Limited	Automobiles	10,500	311.44	3.54%	
INE018A01030	Larsen & Toubro Limited	Construction	8,000	297.98	3.39%	
INE134E01011	Power Finance Corporation Limited	Finance	55,000	272.42	3.10%	
INE205A01025	Vedanta Limited	Diversified Metals	52,500	238.09	2.71%	
INE263A01024	Bharat Electronics Limited	Aerospace & Defense	77,000	237.16	2.69%	
INE733E01010	NTPC Limited	Power	65,000	236.37	2.69%	
INE721A01013	Shriram Finance Limited	Finance	7,200	217.41	2.47%	
INE935N01020	Dixon Technologies (India) Limited	Consumer Durables	1,300	205.50	2.33%	
INE758T01015	Zomato Limited	Retailing	71,000	198.63	2.26%	
INE795G01014	HDFC Life Insurance Company Limited	Insurance	30,000	197.33	2.24%	
INE044A01036	Sun Pharmaceutical Industries Limited	Pharmaceuticals & Biotechnology	11,000	196.90	2.23%	
INE854D01024	United Spirits Limited	Beverages	12,500	191.14	2.17%	
INE093I01010	Oberoi Realty Limited	Realty	9,500	190.70	2.17%	
INE226A01021	Voltas Limited	Consumer Durables	11,250	186.55	2.12%	
INE685A01028	Torrent Pharmaceuticals Limited	Pharmaceuticals & Biotechnology	5,500	182.83	2.08%	
INE917I01010	Bajaj Auto Limited	Automobiles	2,000	180.67	2.05%	
INE171A01029	The Federal Bank Limited	Banks	85,000	179.16	2.04%	
INE347G01014	Petronet LNG Limited	Gas	52,000	173.21	1.97%	
INE326A01037	Lupin Limited	Pharmaceuticals & Biotechnology	8,000	164.06	1.86%	
INE775A01035	Samvardhana Motherhood International Limited	Auto Components	1,00,000	162.46	1.85%	
INE298A01020	Cummins India Limited	Industrial Products	4,400	153.28	1.74%	
INE262H01021	Persistent Systems Limited	IT - Software	2,500	147.64	1.68%	
INE494B01023	TVS Motor Company Limited	Automobiles	6,000	146.07	1.66%	
INE259A01022	Colgate Palmolive (India) Limited	Personal Products	5,000	144.49	1.64%	
INE825V01034	Vedant Fashions Limited	Retailing	10,000	143.42	1.63%	
INE646L01027	InterGlobe Aviation Limited	Transport Services	3,000	131.37	1.49%	
INE669C01036	Tech Mahindra Limited	IT - Software	7,500	128.42	1.46%	
INE038A01020	Hindalco Industries Limited	Non - Ferrous Metals	17,500	114.84	1.30%	
	Subtotal			8,612.63	97.87%	
	(b) UNLISTED			NIL	NIL	NIL
	Subtotal			NIL	NIL	NIL
	Total			8,612.63	97.87%	
	Money Market Instruments					
	Triparty Repo/ Reverse Repo Instrument					
	Triparty Repo			248.72	2.83%	
	Total			248.72	2.83%	
	OTHERS					
	Cash Margin - CCIL			0.08	\$0.00%	
	Total			0.08	0.00%	
	Net Current Assets			(60.26)	-0.70%	
	GRAND TOTAL			8,801.17	100.00%	

\$ Less Than 0.01% of NAV

SCHEME RISK-O-METER



The risk of the scheme is Very High

**BENCHMARK NAME - BSE 200 TRI
BENCHMARK RISK-O-METER**



The risk of the benchmark is Very High

Monthly Portfolio Statement as on November 30,2024

ISIN	Name of the Instrument	Industry / Rating	Quantity	Market/Fair Value (Rs. in Lacs)	% to NAV	YIELD
	Debt Instruments					
	(a) Listed / awaiting listing on Stock Exchange					
	Government Securities					
IN0020240019	7.1% Government of India	SOVEREIGN	3,10,00,000	31,674.22	15.02%	6.90%
IN0020240035	7.34% Government of India	SOVEREIGN	2,95,00,000	30,689.82	14.56%	7.16%
IN0020230051	7.3% Government of India	SOVEREIGN	2,30,00,000	23,822.92	11.30%	7.13%
IN0020240118	7.09% Government of India	SOVEREIGN	2,25,00,000	22,698.72	10.77%	7.14%
IN0020230077	7.18% Government of India	SOVEREIGN	1,69,65,200	17,398.61	8.25%	6.99%
IN0020230085	7.18% Government of India	SOVEREIGN	1,50,00,000	15,352.74	7.28%	6.93%
IN0020230044	7.25% Government of India	SOVEREIGN	1,40,00,000	14,352.14	6.81%	7.18%
IN0020240126	6.79% Government of India	SOVEREIGN	85,00,000	8,520.32	4.04%	6.87%
IN0020220151	7.26% Government of India	SOVEREIGN	60,65,600	6,230.03	2.95%	6.94%
IN0020200187	6.8% Government of India	SOVEREIGN	60,00,000	5,814.38	2.76%	7.16%
IN0020210152	6.67% Government of India	SOVEREIGN	40,00,000	3,940.36	1.87%	6.98%
IN2120220016	7.85% State Government Securities	SOVEREIGN	25,00,000	2,600.04	1.23%	7.28%
IN3120230344	7.66% State Government Securities	SOVEREIGN	25,00,000	2,575.82	1.22%	7.33%
IN2220200207	7.1% State Government Securities	SOVEREIGN	25,00,000	2,494.95	1.18%	7.26%
IN0020220060	7.26% Government of India	SOVEREIGN	21,50,000	2,208.50	1.05%	6.91%
IN0020130079	9.23% Government of India	SOVEREIGN	15,00,000	1,863.58	0.88%	7.04%
IN0020240027	7.23% Government of India	SOVEREIGN	15,00,000	1,549.61	0.73%	6.98%
IN0020080050	6.83% Government of India	SOVEREIGN	15,00,000	1,497.63	0.71%	6.96%
IN3120220113	7.75% State Government Securities	SOVEREIGN	10,00,000	1,035.65	0.49%	7.26%
IN0020200054	7.16% Government of India	SOVEREIGN	10,00,000	1,020.95	0.48%	7.10%
IN0020210194	6.99% Government of India	SOVEREIGN	10,00,000	997.56	0.47%	7.13%
IN0020150051	7.73% Government of India	SOVEREIGN	8,74,200	931.36	0.44%	6.94%
IN2020220025	7.85% State Government Securities	SOVEREIGN	5,00,000	524.87	0.25%	7.30%
IN0020190024	7.62% Government of India	SOVEREIGN	4,72,000	503.54	0.24%	7.01%
IN0020190016	7.27% Government of India	SOVEREIGN	4,99,600	503.14	0.24%	6.82%
IN3320200295	7.08% State Government Securities	SOVEREIGN	5,00,000	498.29	0.24%	7.27%
IN0020060078	8.24% Government of India	SOVEREIGN	4,81,200	496.01	0.24%	6.82%
IN0020060045	8.33% Government of India	SOVEREIGN	3,30,000	367.52	0.17%	7.00%
IN0020160118	6.79% Government of India	SOVEREIGN	2,77,400	277.72	0.13%	6.88%
IN0020210012	5.63% Government of India	SOVEREIGN	2,50,000	246.50	0.12%	6.83%
IN1620210147	6.96% State Government Securities	SOVEREIGN	2,15,800	215.74	0.10%	7.09%
IN0020200096	6.19% Government of India	SOVEREIGN	1,99,600	190.28	0.09%	6.97%
IN0020160019	7.61% Government of India	SOVEREIGN	1,76,800	183.52	0.09%	6.88%
IN0020170042	6.68% Government of India	SOVEREIGN	1,83,190	181.83	0.09%	6.93%
IN0020210020	6.64% Government of India	SOVEREIGN	1,41,300	138.67	0.07%	7.01%
IN1320190227	6.92% State Government Securities	SOVEREIGN	83,400	82.36	0.04%	7.27%
IN0020210244	6.54% Government of India	SOVEREIGN	48,100	47.35	0.02%	6.93%
	Subtotal			2,03,727.25	96.62%	
	(b) Privately placed / Unlisted			NIL	NIL	NIL
	Subtotal			NIL	NIL	NIL
	(c) Securitised Debt					
	Subtotal			NIL	NIL	
	Total			2,03,727.25	96.62%	
	Money Market Instruments					
	Triparty Repo/ Reverse Repo Instrument					
	Triparty Repo			4,682.43	2.22%	
	Total			4,682.43	2.22%	
	OTHERS					
	Cash Margin - CCIL			33.27	0.02%	
	Total			33.27	0.02%	
	Net Current Assets			2,395.61	1.14%	
	GRAND TOTAL			2,10,838.56	100.00%	

SCHEME RISK-O-METER



The risk of the scheme is Moderate

BENCHMARK NAME - NIFTY ALL DURATION G-SEC INDEX
BENCHMARK RISK-O-METER



The risk of the benchmark is Moderate

Monthly Portfolio Statement as on November 30,2024

ISIN	Name of the Instrument	Industry / Rating	Quantity	Market/Fair Value (Rs. in Lacs)	% to NAV	YIELD
	Equity & Equity related					
	(a) Listed / awaiting listing on Stock Exchanges					
INE040A01034	HDFC Bank Limited	Banks	14,25,374	25,600.43	12.57%	
INE090A01021	ICICI Bank Limited	Banks	13,23,848	17,211.35	8.45%	
INE002A01018	Reliance Industries Limited	Petroleum Products	12,74,381	16,467.55	8.09%	
INE009A01021	Infosys Limited	IT - Software	6,76,286	12,564.38	6.17%	
INE154A01025	ITC Limited	Diversified FMCG	17,47,937	8,333.29	4.09%	
INE018A01030	Larsen & Toubro Limited	Construction	2,21,206	8,239.48	4.05%	
INE467B01029	Tata Consultancy Services Limited	IT - Software	1,92,058	8,202.51	4.03%	
INE397D01024	Bharti Airtel Limited	Telecom - Services	5,03,659	8,195.29	4.02%	
INE238A01034	Axis Bank Limited	Banks	5,35,564	6,085.61	2.90%	
INE062A01020	State Bank of India	Banks	7,22,947	6,065.16	2.98%	
INE101A01026	Mahindra & Mahindra Limited	Automobiles	1,67,429	4,966.11	2.44%	
INE237A01028	Kotak Mahindra Bank Limited	Banks	2,75,917	4,870.62	2.39%	
INE030A01027	Hindustan Unilever Limited	Diversified FMCG	1,67,314	4,176.41	2.05%	
INE860A01027	HCL Technologies Limited	IT - Software	1,98,463	3,667.70	1.80%	
INE044A01036	Sun Pharmaceutical Industries Limited	Pharmaceuticals & Biotechnology	2,02,849	3,612.54	1.77%	
INE296A01024	Bajaj Finance Limited	Finance	52,568	3,456.82	1.70%	
INE733E01010	NTPC Limited	Power	8,89,835	3,235.88	1.59%	
INE155A01022	Tata Motors Limited	Automobiles	3,98,835	3,136.64	1.54%	
INE849A01020	Trent Limited	Retailing	41,746	2,836.81	1.39%	
INE752E01010	Power Grid Corporation of India Limited	Power	8,51,265	2,804.07	1.38%	
INE585B01010	Maruti Suzuki India Limited	Automobiles	24,730	2,738.65	1.34%	
INE280A01028	Titan Company Limited	Consumer Durables	77,749	2,526.07	1.24%	
INE481G01011	UltraTech Cement Limited	Cement & Cement Products	21,447	2,402.53	1.18%	
INE081A01020	Tata Steel Limited	Ferrous Metals	15,57,208	2,250.79	1.11%	
INE021A01026	Asian Paints Limited	Consumer Durables	85,004	2,107.76	1.04%	
INE263A01024	Bharat Electronics Limited	Aerospace & Defense	6,72,100	2,070.07	1.02%	
INE669C01036	Tech Mahindra Limited	IT - Software	1,19,239	2,041.73	1.00%	
INE917I01010	Bajaj Auto Limited	Automobiles	20,845	1,883.06	0.92%	
INE213A01029	Oil & Natural Gas Corporation Limited	Oil	7,28,977	1,871.28	0.92%	
INE047A01021	Grasim Industries Limited	Cement & Cement Products	69,914	1,822.13	0.89%	
INE038A01020	Hindalco Industries Limited	Non - Ferrous Metals	2,73,422	1,794.20	0.88%	
INE522F01014	Coal India Limited	Consumable Fuels	4,26,226	1,774.81	0.87%	
INE019A01038	JSW Steel Limited	Ferrous Metals	1,80,221	1,740.93	0.85%	
INE742F01042	Adani Ports and Special Economic Zone Limited	Transport Infrastructure	1,38,513	1,648.37	0.81%	
INE918I01026	Bajaj Finserv Limited	Finance	1,02,619	1,621.33	0.80%	
INE721A01013	Shriram Finance Limited	Finance	52,517	1,585.83	0.78%	
INE059A01026	Cipla Limited	Pharmaceuticals & Biotechnology	1,03,258	1,583.87	0.78%	
INE075A01022	Wipro Limited	IT - Software	2,65,675	1,535.20	0.75%	
INE239A01024	Nestle India Limited	Food Products	67,315	1,504.25	0.74%	
INE089A01031	Dr. Reddy's Laboratories Limited	Pharmaceuticals & Biotechnology	1,14,580	1,377.60	0.68%	
INE795G01014	HDFC Life Insurance Company Limited	Insurance	2,00,534	1,319.01	0.65%	
INE437A01024	Apollo Hospitals Enterprise Limited	Healthcare Services	19,025	1,299.20	0.64%	
INE066A01021	Eicher Motors Limited	Automobiles	25,845	1,248.79	0.61%	
INE095A01012	IndusInd Bank Limited	Banks	1,24,117	1,236.02	0.61%	
INE123W01016	SBI Life Insurance Company Limited	Insurance	84,048	1,208.40	0.59%	
INE192A01025	Tata Consumer Products Limited	Agricultural Food & other Products	1,22,231	1,171.77	0.58%	
INE158A01026	Hero MotoCorp Limited	Automobiles	24,357	1,159.81	0.57%	
INE216A01030	Britannia Industries Limited	Food Products	22,147	1,094.32	0.54%	
INE423A01024	Adani Enterprises Limited	Metals & Minerals Trading	44,121	1,089.23	0.53%	
INE029A01011	Bharat Petroleum Corporation Limited	Petroleum Products	3,63,724	1,062.44	0.52%	
	Subtotal			2,03,498.10	99.93%	
	(b) UNLISTED			NIL	NIL	NIL
	Subtotal			NIL	NIL	NIL
	Total			2,03,498.10	99.93%	
	Money Market Instruments					
	Triparty Repo/ Reverse Repo Instrument					
	Triparty Repo			422.37	0.21%	
	Total			422.37	0.21%	
	OTHERS					
	Cash Margin - CCIL			0.29	\$0.00%	
	Total			0.29	0.00%	
	Net Current Assets			(299.69)	-0.14%	
	GRAND TOTAL			2,03,621.07	100.00%	

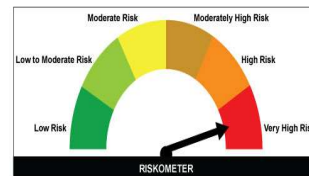
\$ Less Than 0.01% of NAV

SCHEME RISK-O-METER



The risk of the scheme is Very High

**BENCHMARK NAME - NIFTY 50 TRI
BENCHMARK RISK-O-METER**



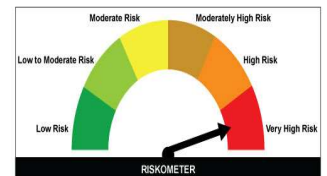
The risk of the benchmark is Very High

Monthly Portfolio Statement as on November 30,2024

ISIN	Name of the Instrument	Industry / Rating	Quantity	Market/Fair Value (Rs. in Lacs)	% to NAV	YIELD
	Equity & Equity related					
	(a) Listed / awaiting listing on Stock Exchanges					
INE040A01034	HDFC Bank Limited	Banks	6,27,950	11,288.34	14.73%	
INE090A01021	ICICI Bank Limited	Banks	5,86,298	7,625.68	9.95%	
INE002A01018	Reliance Industries Limited	Petroleum Products	5,63,236	7,279.54	9.50%	
INE009A01021	Infosys Limited	IT - Software	3,00,718	5,588.69	7.29%	
INE154A01025	ITC Limited	Diversified FMCG	7,70,376	3,675.08	4.80%	
INE018A01030	Larsen & Toubro Limited	Construction	97,295	3,625.11	4.73%	
INE397D01024	Bharti Airtel Limited	Telecom - Services	2,22,745	3,625.06	4.73%	
INE467B01029	Tata Consultancy Services Limited	IT - Software	84,335	3,604.10	4.70%	
INE238A01034	Axis Bank Limited	Banks	2,36,804	2,691.75	3.51%	
INE062A01020	State Bank of India	Banks	3,19,469	2,680.34	3.50%	
INE101A01026	Mahindra & Mahindra Limited	Automobiles	80,746	2,397.31	3.13%	
INE237A01028	Kotak Mahindra Bank Limited	Banks	1,22,474	2,163.87	2.82%	
INE030A01027	Hindustan Unilever Limited	Diversified FMCG	74,327	1,855.39	2.42%	
INE860A01027	HCL Technologies Limited	IT - Software	88,103	1,628.94	2.13%	
INE044A01036	Sun Pharmaceutical Industries Limited	Pharmaceuticals & Biotechnology	89,880	1,601.35	2.09%	
INE296A01024	Bajaj Finance Limited	Finance	23,188	1,525.18	1.99%	
INE733E01010	NTPC Limited	Power	3,95,539	1,439.17	1.88%	
INE155A01022	Tata Motors Limited	Automobiles	1,74,605	1,373.88	1.79%	
INE752E01010	Power Grid Corporation of India Limited	Power	3,79,383	1,250.45	1.63%	
INE585B01010	Maruti Suzuki India Limited	Automobiles	10,993	1,217.20	1.59%	
INE280A01028	Titan Company Limited	Consumer Durables	34,736	1,128.73	1.47%	
INE481G01011	UltraTech Cement Limited	Cement & Cement Products	9,373	1,049.73	1.37%	
INE081A01020	Tata Steel Limited	Ferrous Metals	6,85,881	991.44	1.29%	
INE021A01026	Asian Paints Limited	Consumer Durables	37,530	930.73	1.21%	
INE669C01036	Tech Mahindra Limited	IT - Software	52,932	905.96	1.18%	
INE019A01038	JSW Steel Limited	Ferrous Metals	79,395	767.11	1.00%	
INE742F01042	Adani Ports and Special Economic Zone Limited	Transport Infrastructure	61,141	727.36	0.95%	
INE918I01026	Bajaj Finserv Limited	Finance	45,192	714.06	0.93%	
INE239A01024	Nestle India Limited	Food Products	29,698	663.66	0.87%	
INE095A01012	Indusind Bank Limited	Banks	55,110	549.12	0.72%	
	Subtotal			76,564.33	99.90%	
	(b) UNLISTED			NIL	NIL	NIL
	Subtotal			NIL	NIL	NIL
	Total			76,564.33	99.90%	
	Money Market Instruments					
	Triparty Repo/ Reverse Repo Instrument					
	Triparty Repo			186.28	0.24%	
	Total			186.28	0.24%	
	OTHERS					
	Cash Margin - CCIL			0.17	\$0.00%	
	Total			0.17	0.00%	
	Net Current Assets			(122.05)	-0.14%	
	GRAND TOTAL			76,628.73	100.00%	

§ Less Than 0.01% of NAV

SCHEME RISK-O-METER

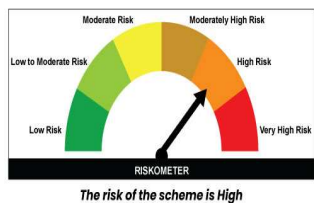
BENCHMARK NAME - BSE SENSEX TRI
BENCHMARK RISK-O-METER

Monthly Portfolio Statement as on November 30,2024

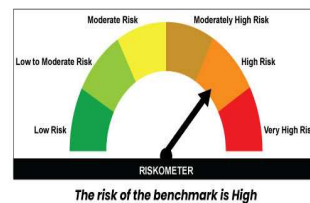
ISIN	Name of the Instrument	Industry / Rating	Quantity	Market/Fair Value (Rs. in Lacs)	% to NAV	YIELD
	Money Market Instruments					
	Triparty Repo/ Reverse Repo Instrument					
	Triparty Repo			533.18	0.24%	
	Total			533.18	0.24%	
	Exchange Traded Funds					
INF204KB1715	Nippon India ETF Gold Bees		34,08,05,792	2,19,104.04	99.93%	
	Total			2,19,104.04	99.93%	
	OTHERS					
	Cash Margin - CCIL			0.43	\$0.00%	
	Total			0.43	0.00%	
	Net Current Assets			(378.60)	-0.17%	
	GRAND TOTAL			2,19,259.05	100.00%	

§ Less Than 0.01% of NAV

SCHEME RISK-O-METER



**BENCHMARK NAME - DOMESTIC PRICE OF GOLD
BENCHMARK RISK-O-METER**

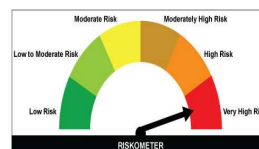


Monthly Portfolio Statement as on November 30, 2024

ISIN	Name of the Instrument	Industry / Rating	Quantity	Market/Fair Value (Rs. in Lacs)	% to NAV	YIELD
	Equity & Equity related					
	(a) Listed / awaiting listing on Stock Exchanges					
INE040A01034	HDFC Bank Limited	Banks	1,56,973	2,819.31	10.23%	
INE090A01021	ICICI Bank Limited	Banks	1,45,793	1,895.45	6.87%	
INE002A01018	Reliance Industries Limited	Petroleum Products	1,40,346	1,813.55	6.58%	
INE009A01021	Infosys Limited	IT - Software	74,478	1,383.69	5.02%	
INE154A01025	ITC Limited	Diversified FMCG	1,92,499	917.74	3.33%	
INE018A01030	Larsen & Toubro Limited	Construction	24,361	907.40	3.29%	
INE467B01029	Tata Consultancy Services Limited	IT - Software	21,152	903.37	3.28%	
INE937D01024	Bharti Airtel Limited	Telecom - Services	55,466	902.52	3.27%	
INE238A01034	Axis Bank Limited	Banks	58,980	670.19	2.43%	
INE062A01020	State Bank of India	Banks	79,619	667.96	2.42%	
INE101A01026	Mahindra & Mahindra Limited	Automobiles	18,439	546.92	1.98%	
INE237A01028	Kotak Mahindra Bank Limited	Banks	30,387	536.41	1.95%	
INE030A01027	Hindustan Unilever Limited	Diversified FMCG	18,427	459.97	1.67%	
INE860A01027	HCL Technologies Limited	IT - Software	21,856	403.91	1.46%	
INE044A01036	Sun Pharmaceutical Industries Limited	Pharmaceuticals & Biotechnology	22,341	397.87	1.44%	
INE296A01024	Bajaj Finance Limited	Finance	5,791	380.81	1.38%	
INE738T01015	Zomato Limited	Retailing	1,26,903	360.62	1.31%	
INE733E01010	NTPC Limited	Power	97,996	356.36	1.29%	
INE155A01022	Tata Motors Limited	Automobiles	43,922	345.42	1.25%	
INE849A01020	Trent Limited	Retailing	4,598	312.45	1.13%	
INE752E01010	Power Grid Corporation of India Limited	Power	93,749	308.81	1.12%	
INE685B01010	Maruti Suzuki India Limited	Automobiles	2,724	301.66	1.09%	
INE280A01028	Titan Company Limited	Consumer Durables	8,563	278.21	1.01%	
INE481G01011	UltraTech Cement Limited	Cement & Cement Products	2,361	264.48	0.96%	
INE081A01020	Tata Steel Limited	Ferrous Metals	1,71,495	247.88	0.90%	
INE021A01026	Asian Paints Limited	Consumer Durables	9,363	232.16	0.84%	
INE093A01024	Bharat Electronics Limited	Aerospace & Defense	74,018	227.98	0.83%	
INE690C01036	Tech Mahindra Limited	IT - Software	13,133	224.88	0.82%	
INE758E01017	Jio Financial Services Limited	Finance	67,865	222.90	0.81%	
INE917I01010	Bajaj Auto Limited	Automobiles	2,296	207.41	0.75%	
INE213A01029	Oil & Natural Gas Corporation Limited	Oil	80,282	206.08	0.75%	
INE047A01021	Grasim Industries Limited	Cement & Cement Products	7,701	200.71	0.73%	
INE038A01020	Hindalco Industries Limited	Non - Ferrous Metals	30,113	197.60	0.72%	
INE522F01014	Coal India Limited	Consumable Fuels	46,941	195.46	0.71%	
INE019A01038	JSW Steel Limited	Ferrous Metals	19,849	191.74	0.70%	
INE742F01042	Adani Ports and Special Economic Zone Limited	Transport Infrastructure	15,255	181.54	0.68%	
INE918I01026	Bajaj Finserv Limited	Finance	11,302	178.57	0.65%	
INE966F01020	Hindustan Aeronautics Limited	Aerospace & Defense	3,932	178.03	0.64%	
INE721A01013	Shriram Finance Limited	Finance	5,785	174.69	0.63%	
INE059A01026	Cipla Limited	Pharmaceuticals & Biotechnology	11,371	174.42	0.63%	
INE075A01022	Wipro Limited	IT - Software	29,260	169.08	0.61%	
INE239A01024	Nestle India Limited	Food Products	7,412	165.63	0.60%	
INE361B01024	Div's Laboratories Limited	Pharmaceuticals & Biotechnology	2,629	162.28	0.59%	
INE205A01025	Vedanta Limited	Diversified Metals	35,077	159.07	0.58%	
INE646L01027	InterGlobe Aviation Limited	Transport Services	3,578	156.68	0.57%	
INE200M01039	Varun Beverages Limited	Beverages	24,967	155.10	0.56%	
INE089A01031	Dr. Reddy's Laboratories Limited	Pharmaceuticals & Biotechnology	12,618	151.71	0.55%	
INE134E01011	Power Finance Corporation Limited	Finance	30,089	149.03	0.54%	
INE795G01014	HDFC Life Insurance Company Limited	Insurance	22,083	145.25	0.53%	
INE245A01021	Tata Power Company Limited	Power	34,937	144.69	0.52%	
INE437A01024	Apollo Hospitals Enterprise Limited	Healthcare Services	2,095	143.07	0.52%	
INE003A01024	Siemens Limited	Electrical Equipment	1,825	137.99	0.50%	
INE066A01021	Eicher Motors Limited	Automobiles	2,848	137.61	0.50%	
INE020B01018	REC Limited	Finance	25,813	137.48	0.50%	
INE095A01012	Indusind Bank Limited	Banks	13,668	136.11	0.49%	
INE663F01024	Info Edge (India) Limited	Retailing	1,614	133.24	0.48%	
INE123W01016	SBI Life Insurance Company Limited	Insurance	9,256	133.08	0.48%	
INE192A01025	Tata Consumer Products Limited	Agricultural Food & other Products	13,460	129.03	0.47%	
INE158A01026	Hero MotoCorp Limited	Automobiles	2,683	127.76	0.46%	
INE216A01030	Britannia Industries Limited	Food Products	2,441	120.61	0.44%	
INE423A01024	Adani Enterprises Limited	Metals & Minerals Trading	4,869	119.93	0.43%	
INE494B01023	TVMotor Company Limited	Automobiles	4,860	118.31	0.43%	
INE214T01019	LTIMindtree Limited	IT - Software	1,912	118.02	0.43%	
INE029A01011	Bharat Petroleum Corporation Limited	Petroleum Products	40,057	117.01	0.42%	
INE192R01011	Avenue Supermarkets Limited	Retailing	3,062	113.59	0.41%	
INE129A01019	GAIL (India) Limited	Gas	55,888	111.47	0.40%	
INE271C01023	DLF Limited	Realty	13,260	109.12	0.40%	
INE242A01010	Indian Oil Corporation Limited	Petroleum Products	77,529	107.48	0.39%	
INE121A01024	Cholamandlam Investment and Finance Company Ltd	Finance	8,625	106.43	0.39%	
INE814H01011	Adani Power Limited	Power	18,068	100.24	0.36%	
INE364U01010	Adani Green Energy Limited	Power	7,459	98.75	0.36%	
INE318A01026	Pidilite Industries Limited	Chemicals & Petrochemicals	3,165	97.05	0.35%	
INE102D01028	Godrej Consumer Products Limited	Personal Products	7,787	96.92	0.35%	
INE028A01039	Bank of Baroda	Banks	38,551	94.99	0.34%	
INE775A01035	Samvardhana Motherhood International Limited	Auto Components	57,752	93.82	0.34%	
INE118A01012	Bajaj Holdings & Investment Limited	Finance	894	93.59	0.34%	
INE954D01024	United Spirits Limited	Beverages	6,103	93.32	0.34%	
INE755G01017	ICICI Lombard General Insurance Company Limited	Insurance	4,921	91.92	0.33%	
INE176B01034	Havells India Limited	Consumer Durables	5,233	89.90	0.33%	
INE117A01022	ABB India Limited	Electrical Equipment	1,083	80.37	0.29%	
INE070A01015	Shree Cement Limited	Cement & Cement Products	277	72.23	0.26%	
INE121E01018	JSW Energy Limited	Power	11,033	72.23	0.26%	
INE670K01029	Macrotech Developers Limited	Realty	5,746	72.01	0.26%	
INE749A01030	Jindal Steel & Power Limited	Ferrous Metals	7,849	71.15	0.26%	
INE476A01022	Canara Bank	Banks	69,671	71.07	0.26%	
INE257A01026	Bharat Heavy Electricals Limited	Electrical Equipment	26,565	66.70	0.24%	
INE079A01024	Ambuja Cements Limited	Cement & Cement Products	12,477	66.32	0.24%	
INE016A01028	Dabur India Limited	Personal Products	12,206	64.34	0.23%	
INE160A01022	Punjab National Bank	Banks	61,268	64.27	0.23%	
INE931S01010	Adani Energy Solutions Limited	Power	7,568	63.61	0.23%	
INE685A01028	Torrent Pharmaceuticals Limited	Pharmaceuticals & Biotechnology	1,910	63.49	0.23%	
INE323A01026	Bosch Limited	Auto Components	180	62.94	0.23%	
INE726G01019	ICICI Prudential Life Insurance Company Limited	Insurance	8,026	56.15	0.20%	
INE053F01010	Indian Railway Finance Corporation Limited	Finance	36,929	55.15	0.20%	
INE848E01016	NHPC Limited	Power	65,089	53.01	0.19%	
INE335Y01020	Indian Railway Catering And Tourism Corporation Limited	Leisure Services	6,235	50.87	0.18%	
INE010B01027	Zydus Lifesciences Limited	Pharmaceuticals & Biotechnology	5,174	49.98	0.18%	
INE92A01016	Union Bank of India	Banks	39,930	48.56	0.18%	
INE99R01023	Adani Total Gas Limited	Gas	5,729	46.54	0.17%	
INE011Y01017	Life Insurance Corporation Of India	Insurance	4,588	45.21	0.16%	
	Subtotal			27,537.39	99.84%	
	(b) UNLISTED			NIL	NIL	NIL
	Subtotal			NIL	NIL	NIL
	Total			27,537.39	99.84%	
	Money Market Instruments					
	Triparty Repo/ Reverse Repo Instrument					
	Triparty Repo			53.61	0.19%	
	Total			53.61	0.19%	
	OTHERS					
	Cash Margin - CCIL			0.03	\$0.00%	
	Total			0.03	0.00%	
	Net Current Assets			(18.74)	-0.03%	
	GRAND TOTAL			27,572.29	100.00%	

\$ Less Than 0.01% of NAV

SCHEME RISK-O-METER

BENCHMARK NAME - NIFTY 100 TRI
BENCHMARK RISK-O-METER

Monthly Portfolio Statement as on November 30,2024

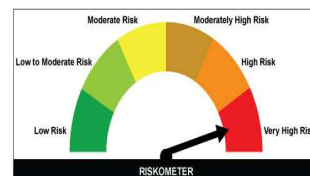
ISIN	Name of the Instrument	Industry / Rating	Quantity	Market/Fair Value (Rs. in Lacs)	% to NAV	YIELD
Equity & Equity related						
(a) Listed / awaiting listing on Stock Exchanges						
INE397D01024	Bharti Airtel Limited	Telecom - Services	82,555	1,343.29	10.39%	
INE154A01025	ITC Limited	Diversified FMCG	2,80,804	1,338.73	10.36%	
INE101A01026	Mahindra & Mahindra Limited	Automobiles	36,243	1,075.00	8.32%	
INE030A01027	Hindustan Unilever Limited	Diversified FMCG	36,218	904.06	6.99%	
INE758T01015	Zomato Limited	Retailing	2,53,369	708.83	5.48%	
INE849A01020	Trent Limited	Retailing	9,037	614.10	4.75%	
INE585B01010	Maruti Suzuki India Limited	Automobiles	5,353	592.80	4.59%	
INE280A01028	Titan Company Limited	Consumer Durables	16,830	546.81	4.23%	
INE021A01026	Asian Paints Limited	Consumer Durables	18,401	456.27	3.53%	
INE917I01010	Bajaj Auto Limited	Automobiles	4,512	407.60	3.15%	
INE239A01024	Nestle India Limited	Food Products	14,572	325.63	2.52%	
INE646L01027	InterGlobe Aviation Limited	Transport Services	7,033	307.97	2.38%	
INE200M01039	Varun Beverages Limited	Beverages	49,076	304.86	2.36%	
INE027H01010	Max Healthcare Institute Limited	Healthcare Services	30,193	295.82	2.29%	
INE245A01021	Tata Power Company Limited	Power	68,668	284.39	2.20%	
INE053A01029	The Indian Hotels Company Limited	Leisure Services	35,644	282.78	2.19%	
INE437A01024	Apollo Hospitals Enterprise Limited	Healthcare Services	4,118	281.21	2.18%	
INE066A01021	Eicher Motors Limited	Automobiles	5,595	270.34	2.09%	
INE663F01024	Info Edge (India) Limited	Retailing	3,171	261.78	2.03%	
INE192A01025	Tata Consumer Products Limited	Agricultural Food & other Products	26,459	253.65	1.96%	
INE158A01026	Hero MotoCorp Limited	Automobiles	5,272	251.04	1.94%	
INE216A01030	Britannia Industries Limited	Food Products	4,794	236.88	1.83%	
INE494B01023	TVS Motor Company Limited	Automobiles	9,555	232.61	1.80%	
INE192R01011	Avenue Supermarts Limited	Retailing	6,015	223.13	1.73%	
INE271C01023	DLF Limited	Realty	26,066	214.51	1.66%	
INE814H01011	Adani Power Limited	Power	35,516	197.04	1.52%	
INE102D01028	Godrej Consumer Products Limited	Personal Products	15,308	190.53	1.47%	
INE854D01024	United Spirits Limited	Beverages	11,997	183.45	1.42%	
INE176B01034	Havells India Limited	Consumer Durables	10,286	176.71	1.37%	
INE259A01022	Colgate Palmolive (India) Limited	Personal Products	5,384	155.58	1.20%	
Subtotal				12,917.40	99.93%	
(b) UNLISTED						
Subtotal				NIL	NIL	NIL
Total				12,917.40	99.93%	NIL
Money Market Instruments						
Triparty Repo/ Reverse Repo Instrument						
Triparty Repo				16.50	0.13%	
Total				16.50	0.13%	
OTHERS						
Cash Margin - CCIL				0.02	\$0.00%	
Total				0.02	0.00%	
Net Current Assets				(8.43)	-0.06%	
GRAND TOTAL				12,925.49	100.00%	

\$ Less Than 0.01% of NAV

SCHEME RISK-O-METER



BENCHMARK NAME - NIFTY INDIA CONSUMPTION TRI
BENCHMARK RISK-O-METER

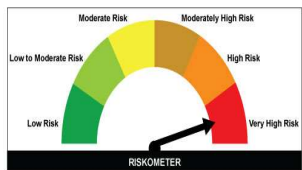


Monthly Portfolio Statement as on November 30, 2024

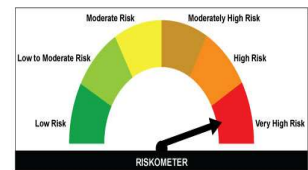
ISIN	Name of the Instrument	Industry / Rating	Quantity	Market/Fair Value (Rs. in Lacs)	% to NAV	YIELD
	Equity & Equity related					
	(a) Listed / awaiting listing on Stock Exchanges					
INE467B01029	Tata Consultancy Services Limited	IT - Software	14,817	632.81	10.30%	
INE009A01021	Infosys Limited	IT - Software	33,027	613.59	9.98%	
INE154A01025	ITC Limited	Diversified FMCG	1,26,212	596.95	9.71%	
INE062A01020	State Bank of India	Banks	55,771	467.89	7.61%	
INE030A01027	Hindustan Unilever Limited	Diversified FMCG	12,907	322.18	5.24%	
INE860A01027	HCL Technologies Limited	IT - Software	15,311	282.95	4.60%	
INE733E01010	NTPC Limited	Power	68,646	249.63	4.06%	
INE752E01010	Power Grid Corporation of India Limited	Power	65,669	216.31	3.52%	
INE081A01020	Tata Steel Limited	Ferrous Metals	1,20,129	173.63	2.83%	
INE263A01024	Bharat Electronics Limited	Aerospace & Defense	51,849	159.69	2.60%	
INE669C01036	Tech Mahindra Limited	IT - Software	9,199	157.51	2.56%	
INE917I01010	Bajaj Auto Limited	Automobiles	1,608	145.26	2.36%	
INE213A01029	Oil & Natural Gas Corporation Limited	Oil	56,236	144.36	2.35%	
INE522F01014	Coal India Limited	Consumable Fuels	32,881	136.92	2.23%	
INE721A01013	Shriram Finance Limited	Finance	4,051	122.33	1.99%	
INE205A01025	Vedanta Limited	Diversified Metals	24,572	111.43	1.81%	
INE134E01011	Power Finance Corporation Limited	Finance	21,078	104.40	1.70%	
INE020B01018	REC Limited	Finance	18,082	96.30	1.57%	
INE118H01025	BSE Limited	Capital Markets	1,965	91.78	1.49%	
INE158A01026	Hero MotoCorp Limited	Automobiles	1,879	89.47	1.46%	
INE216A01030	Britannia Industries Limited	Food Products	1,709	84.44	1.37%	
INE029A01011	Bharat Petroleum Corporation Limited	Petroleum Products	28,059	81.96	1.33%	
INE129A01019	GAIL (India) Limited	Gas	39,150	78.09	1.27%	
INE242A01010	Indian Oil Corporation Limited	Petroleum Products	54,307	75.29	1.23%	
INE298A01020	Cummins India Limited	Industrial Products	1,963	68.39	1.11%	
INE028A01039	Bank of Baroda	Banks	27,004	66.54	1.08%	
INE127D01025	HDFC Asset Management Company Limited	Capital Markets	1,465	61.59	1.00%	
INE259A01022	Colgate Palmolive (India) Limited	Personal Products	1,919	55.45	0.90%	
INE476A01022	Canara Bank	Banks	48,805	49.79	0.81%	
INE356A01018	Mphasis Limited	IT - Software	1,635	48.63	0.79%	
INE881D01027	Oracle Financial Services Software Limited	IT - Software	340	39.77	0.65%	
INE274J01014	Oil India Limited	Oil	7,895	38.73	0.63%	
INE053F01010	Indian Railway Finance Corporation Limited	Finance	25,869	38.63	0.63%	
INE584A01023	NMDC Limited	Minerals & Mining	16,678	38.37	0.62%	
INE848E01016	NHPC Limited	Power	45,596	37.13	0.60%	
INE347G01014	Petronet LNG Limited	Gas	10,852	36.15	0.59%	
INE692A01016	Union Bank of India	Banks	27,972	34.02	0.55%	
INE139A01034	National Aluminium Company Limited	Non - Ferrous Metals	12,981	31.43	0.51%	
INE562A01011	Indian Bank	Banks	5,117	29.39	0.48%	
INE115A01026	LIC Housing Finance Limited	Finance	4,354	27.81	0.45%	
INE114A01011	Steel Authority of India Limited	Ferrous Metals	20,927	24.51	0.40%	
INE732I01013	Angel One Limited	Capital Markets	838	24.28	0.40%	
INE774D01024	Mahindra & Mahindra Financial Services Limited	Finance	8,564	23.41	0.38%	
INE136B01020	Cyient Limited	IT - Services	1,223	22.67	0.37%	
INE267A01025	Hindustan Zinc Limited	Non - Ferrous Metals	4,317	21.78	0.35%	
INE140A01024	Piramal Enterprises Limited	Finance	1,736	20.57	0.33%	
INE084A01016	Bank of India	Banks	17,591	19.44	0.32%	
INE203G01027	Indraprastha Gas Limited	Gas	5,077	16.60	0.27%	
INE172A01027	Castrol India Limited	Petroleum Products	7,006	14.06	0.23%	
INE522D01027	Manappuram Finance Limited	Finance	7,881	12.31	0.20%	
	Subtotal			6,136.62	99.82%	
	(b) UNLISTED			NIL	NIL	NIL
	Subtotal			NIL	NIL	NIL
	Total			6,136.62	99.82%	
	Money Market Instruments					
	Triparty Repo/ Reverse Repo Instrument					
	Triparty Repo			15.61	0.25%	
	Total			15.61	0.25%	
	OTHERS					
	Cash Margin - CCIL			0.01	\$0.00%	
	Total			0.01	0.00%	
	Net Current Assets			(6.97)	-0.07%	
	GRAND TOTAL			6,145.27	100.00%	

\$ Less Than 0.01% of NAV

SCHEME RISK-O-METER



BENCHMARK NAME - NIFTY DIVIDEND OPPORTUNITIES 50 TRI
BENCHMARK RISK-O-METER



Monthly Portfolio Statement as on November 30, 2024

ISIN	Name of the Instrument	Industry / Rating	Quantity	Market/Fair Value (Rs. in Lacs)	% to NAV	YIELD
	Debt Instruments					
	(a) Listed / awaiting listing on Stock Exchange					
	Government Securities					
IN0020230077	7.18% Government of India	SOVEREIGN	20,00,000	2,051.09	17.48%	6.99%
IN2220220023	7.18% State Government Securities	SOVEREIGN	10,00,000	1,003.38	8.55%	7.23%
IN0020240019	7.1% Government of India	SOVEREIGN	5,00,000	510.87	4.35%	6.90%
IN0020210012	5.63% Government of India	SOVEREIGN	3,51,700	346.78	2.95%	6.83%
	Non Convertible Debentures					
INE507T07062	6.59% Summit Digitel Infrastructure Limited**	CRISIL AAA	80	788.70	6.72%	7.79%
INE432R07414	9.25% Shriram Housing Finance Limited**	ICRA AA+	500	504.21	4.30%	8.88%
INE186K07098	8.4% DLF Cyber City Developers Limited**	ICRA AA+	500	502.99	4.29%	8.11%
INE055A08060	8.55% Aditya Birla Real Estate Limited**	CRISIL AA	500	501.47	4.27%	8.45%
INE233A08089	8.29% Godrej Industries Limited**	CRISIL AA+	500	501.33	4.27%	8.12%
INE484J08055	8.3% Godrej Properties Limited**	ICRA AA+	500	501.32	4.27%	8.18%
INE883F07306	8.5% Aadhar Housing Finance Limited**	FITCH AA	500	500.71	4.27%	8.33%
INE019A08033	8.25% JSW Steel Limited**	ICRA AA	50	500.03	4.26%	8.23%
INE522D07CD6	8.8% Manappuram Finance Limited**	CRISIL AA	500	499.43	4.26%	8.83%
INE657H08035	9.75% Delhi International Airport Limited**	ICRA AA-	400	405.26	3.45%	9.63%
INE896L07934	9.85% IndoStar Capital Finance Limited**	CRISIL AA-	400	398.54	3.40%	10.57%
INE121A08PP7	9.1% Cholamandalam Investment and Finance Company Ltd	ICRA AA+	300	302.78	2.58%	8.89%
INE03W107249	9.65% Arka Fincap Limited**	CRISIL AA	30,000	300.89	2.56%	9.50%
INE442H08040	8.75% Ashoka Buildcon Limited**	CARE AA-	300	298.17	2.54%	9.47%
INE124N07697	9.25% SK Finance Limited	ICRA AA-	200	197.47	1.68%	9.81%
	Subtotal			10,615.42	90.45%	
	(b) Privately placed / Unlisted			NIL	NIL	NIL
	Subtotal			NIL	NIL	NIL
	(c) Securitised Debt					
INE0UQJ15015	Vajra Trust**	ICRA AA+(SO)	5	358.77	3.06%	10.18%
INE0REK15015	Sansar Trust**	ICRA AAA(SO)	74	141.77	1.21%	8.95%
INE0OGZ15015	Sansar Trust**	ICRA AAA(SO)	59	17.86	0.15%	8.90%
	Subtotal			518.40	4.42%	
	Total			11,133.82	94.87%	
	Money Market Instruments					
	Triparty Repo/ Reverse Repo Instrument					
	Triparty Repo			271.97	2.32%	
	Total			271.97	2.32%	
	Alternative Investment Fund Units					
INF0RQ622028	Corporate Debt Market Development Fund Class A2		418	43.78	0.37%	
	Subtotal			43.78	0.37%	
	Total			43.78	0.37%	
	OTHERS					
	Cash Margin - CCIL			0.99	0.01%	
	Total			0.99	0.01%	
	Net Current Assets			286.51	2.43%	
	GRAND TOTAL			11,737.07	100.00%	

** Non Traded Securities/Illiquid Securities

Nippon India Mutual Fund has segregated debt securities of Yes Bank Limited from portfolio of the scheme due to rating downgrade by ICRA to "D" on March 6, 2020.

NIPPON INDIA STRATEGIC DEBT FUND-SEGREGATED PORTFOLIO 2

ISIN	Name of the Instrument	Industry / Rating	Quantity	Market/Fair Value (Rs. in Lacs)	% to NAV
	Debt Instruments				
	(a) Listed / awaiting listing on Stock Exchange				
	Non Convertible Debentures				
INE528G08352	9.5% Yes Bank Limited **#	ICRA D	320	0.00	\$0.00%
INE528G08394	9% Yes Bank Limited **#	ICRA D	5,700	0.00	\$0.00%
	Subtotal			0.00	0.00%
	(b) Privately placed / Unlisted			NIL	NIL
	Subtotal			NIL	NIL
	(c) Securitised Debt				
	Subtotal			NIL	NIL
	Total			0.00	0.00%
	Net Current Assets			0.00	100.00%
	GRAND TOTAL			0.00	100.00%

** Non Traded Securities/Illiquid Securities

\$ Less Than 0.01% of NAV

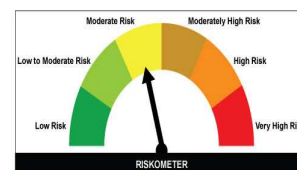
Securities classified as below investment grade or default

SCHEME RISK-O-METER



The risk of the scheme is Moderately High

BENCHMARK NAME - CRISIL MEDIUM DURATION DEBT A-III INDEX
BENCHMARK RISK-O-METER



The risk of the benchmark is Moderate

Monthly Portfolio Statement as on November 30,2024

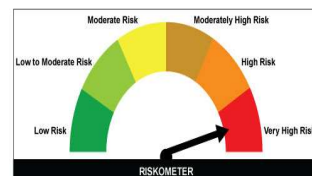
ISIN	Name of the Instrument	Industry / Rating	Quantity	Market/Fair Value (Rs. in Lacs)	% to NAV	YIELD
	Equity & Equity related					
	(a) Listed Foreign Securities/Overseas ETFs					
JP3407400005	Sumitomo Elec Indust	Automotive Parts & Equipment	59,400	965.31	3.61%	
JP3902900004	Mitsubishi UFJ Financial Group Inc	Diversified Banks	94,100	949.54	3.55%	
JP3970300004	Recruit Holdings Co Ltd	Human Resource & Employment Services	16,000	935.65	3.50%	
JP3802300008	Fast Retailing Co Ltd	Apparel Retail	3,100	892.18	3.34%	
JP3119600009	Ajinomoto Co Inc	Packaged Foods & Meats	24,900	880.81	3.30%	
JP3435000009	Sony Group Corporation	Consumer Electronics	51,500	872.02	3.26%	
JP3788600009	Hitachi Ltd	Industrial Conglomerates	41,200	870.22	3.26%	
JP3835250006	BayCurrent Consulting Inc	Research & Consulting Services	28,200	859.24	3.22%	
JP3893600001	Mitsui & Co Ltd	Trading Companies & Distributors	48,100	849.39	3.18%	
JP3304200003	Komatsu Ltd	Construction Machinery & Heavy Transportation Equipment	37,200	843.34	3.16%	
JP3910660004	Tokio Marine Holdings Inc	Property & Casualty Insurance	26,600	833.40	3.12%	
JP3476480003	Dai-ichi Life Holdings Inc	Life & Health Insurance	36,200	825.76	3.09%	
JP3538800008	TDK Corp	Electronic Components	76,000	825.53	3.09%	
JP3162600005	SMC Corp	Industrial Machinery & Supplies & Components	2,300	822.93	3.08%	
JP3481800005	Daikin Industries Ltd	Building Products	8,000	815.14	3.05%	
JP3551500006	DENSO CORP	Automotive Parts & Equipment	67,000	803.22	3.01%	
JP3571400005	Tokyo Electron Ltd	Semiconductor Materials & Equipment	6,100	800.68	3.00%	
JP3753000003	Nippon Yusen Kabushiki Kaisha	Marine Transportation	29,400	793.98	2.97%	
JP3505000004	Daiwa House Industry	Diversified Real Estate Activities	29,800	789.52	2.96%	
JP3735400008	NTT Corp	Integrated Telecommunication Services	9,05,300	781.99	2.93%	
JP3633400001	Toyota Motor Corp	Automobile Manufacturers	54,400	781.59	2.93%	
JP3783600004	East Japan Railway	Rail Transportation	47,300	777.73	2.91%	
JP3236200006	Keyence Corp	Electronic Equipment & Instruments	2,100	765.32	2.87%	
JP3371200001	Shin Etsu Chemical Co	Specialty Chemicals	24,400	763.10	2.86%	
JP3200450009	Orix Corporation	Diversified Financial Services	39,600	750.80	2.81%	
JP3734800000	Nidec Corporation	Electrical Components & Equipment	47,800	741.54	2.78%	
JP3205800000	Kao Corporation	Personal Care Products	19,400	711.60	2.66%	
JP3893200000	Mitsui Fudosan Co	Diversified Real Estate Activities	95,700	675.76	2.53%	
JP3116000005	Asahi Group Holdings Ltd	Brewers	73,200	671.66	2.51%	
JP3756100008	Nitori Holdings Co Ltd	Homefurnishing Retail	6,100	660.36	2.47%	
	Subtotal			24,309.31	91.01%	
	(b) UNLISTED			NIL	NIL	NIL
	Subtotal			NIL	NIL	NIL
	Total			24,309.31	91.01%	
	Money Market Instruments					
	Triparty Repo/ Reverse Repo Instrument					
	Triparty Repo			2,274.31	8.51%	
	Total			2,274.31	8.51%	
	OTHERS					
	Cash Margin - CCIL			0.71	\$0.00%	
	Total			0.71	0.00%	
	Net Current Assets			128.23	0.48%	
	GRAND TOTAL			26,712.56	100.00%	

\$ Less Than 0.01% of NAV

SCHEME RISK-O-METER



BENCHMARK NAME - S&P JAPAN 500 TRI
BENCHMARK RISK-O-METER

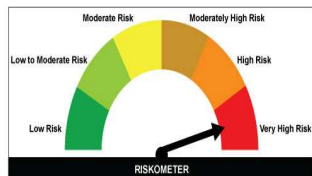
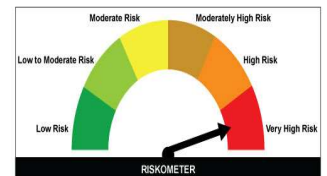


Monthly Portfolio Statement as on November 30, 2024

ISIN	Name of the Instrument	Industry / Rating	Quantity	Market/Fair Value (Rs. in Lacs)	% to NAV	YIELD
	Equity & Equity related					
	(a) Listed / awaiting listing on Stock Exchanges					
INE040A01034	HDFC Bank Limited	Banks	99,47,281	1,78,817.30	14.74%	
INE090A01021	ICICI Bank Limited	Banks	92,87,460	1,20,797.35	9.96%	
INE002A01018	Reliance Industries Limited	Petroleum Products	89,22,161	1,15,314.47	9.51%	
INE009A01021	Infosys Limited	IT - Software	47,63,700	88,530.98	7.30%	
INE154A01025	ITC Limited	Diversified FMCG	1,22,03,501	58,216.80	4.80%	
INE397D01024	Bharti Airtel Limited	Telecom - Services	35,28,506	57,424.67	4.73%	
INE018A01030	Larsen & Toubro Limited	Construction	15,41,197	57,423.46	4.73%	
INE467B01029	Tata Consultancy Services Limited	IT - Software	13,35,926	57,091.47	4.71%	
INE238A01034	Axis Bank Limited	Banks	37,51,148	42,639.30	3.51%	
INE062A01020	State Bank of India	Banks	50,60,727	42,459.50	3.50%	
INE101A01026	Mahindra & Mahindra Limited	Automobiles	12,79,099	37,975.81	3.13%	
INE237A01028	Kotak Mahindra Bank Limited	Banks	19,40,106	34,277.79	2.83%	
INE030A01027	Hindustan Unilever Limited	Diversified FMCG	11,77,480	29,392.84	2.42%	
INE860A01027	HCL Technologies Limited	IT - Software	13,95,684	25,804.80	2.13%	
INE044A01036	Sun Pharmaceutical Industries Limited	Pharmaceuticals & Biotechnology	14,23,821	25,367.51	2.09%	
INE296A01024	Bajaj Finance Limited	Finance	3,67,295	24,158.64	1.99%	
INE733E01010	NTPC Limited	Power	62,65,696	22,797.73	1.88%	
INE155A01022	Tata Motors Limited	Automobiles	27,65,872	21,763.26	1.79%	
INE752E01010	Power Grid Corporation of India Limited	Power	60,09,771	19,808.21	1.63%	
INE585B01010	Maruti Suzuki India Limited	Automobiles	1,74,144	19,282.09	1.59%	
INE280A01028	Titan Company Limited	Consumer Durables	5,50,265	17,880.59	1.47%	
INE481G01011	UltraTech Cement Limited	Cement & Cement Products	1,48,474	16,628.35	1.37%	
INE081A01020	Tata Steel Limited	Ferrous Metals	1,08,64,945	15,705.28	1.29%	
INE021A01026	Asian Paints Limited	Consumer Durables	5,94,493	14,743.13	1.22%	
INE669C01036	Tech Mahindra Limited	IT - Software	8,38,462	14,350.70	1.18%	
INE019A01038	JSW Steel Limited	Ferrous Metals	12,57,654	12,151.45	1.00%	
INE742F01042	Adani Ports and Special Economic Zone Limited	Transport Infrastructure	9,68,541	11,522.25	0.95%	
INE918I01026	Bajaj Finserv Limited	Finance	7,15,869	11,311.09	0.93%	
INE239A01024	Nestle India Limited	Food Products	4,70,446	10,513.06	0.87%	
INE095A01012	IndusInd Bank Limited	Banks	8,73,020	8,698.77	0.72%	
	Subtotal			12,12,848.65	99.97%	
	(b) UNLISTED			NIL	NIL	NIL
	Subtotal			NIL	NIL	NIL
	Total			12,12,848.65	99.97%	
	Money Market Instruments					
	Triparty Repo/ Reverse Repo Instrument					
	Triparty Repo			2,849.47	0.23%	
	Total			2,849.47	0.23%	
	OTHERS					
	Cash Margin - CCIL			27.51	0.00%	
	Total			27.51	0.00%	
	Net Current Assets			(2,550.21)	-0.20%	
	GRAND TOTAL			12,13,175.42	100.00%	

§ Less Than 0.01% of NAV

SCHEME RISK-O-METER

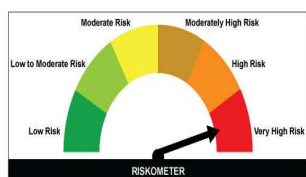
BENCHMARK NAME - BSE SENSEX TRI
BENCHMARK RISK-O-METER

Monthly Portfolio Statement as on November 30,2024

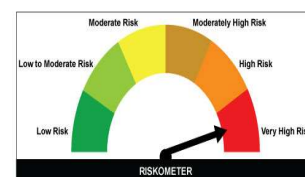
ISIN	Name of the Instrument	Industry / Rating	Quantity	Market/Fair Value (Rs. in Lacs)	% to NAV	YIELD
Equity & Equity related						
(a) Listed / awaiting listing on Stock Exchanges						
INE090A01021	ICICI Bank Limited	Banks	20,00,000	26,002.00	7.79%	
INE040A01034	HDFC Bank Limited	Banks	12,00,000	21,552.60	6.46%	
INE009A01021	Infosys Limited	IT - Software	8,25,000	15,327.26	4.59%	
INE002A01018	Reliance Industries Limited	Petroleum Products	10,00,000	12,922.00	3.87%	
INE467B01029	Tata Consultancy Services Limited	IT - Software	2,90,000	12,385.47	3.71%	
INE018A01030	Larsen & Toubro Limited	Construction	2,80,000	10,429.44	3.13%	
INE238A01034	Axis Bank Limited	Banks	9,00,000	10,226.70	3.07%	
INE062A01020	State Bank of India	Banks	11,60,000	9,731.82	2.92%	
INE397D01024	Bharti Airtel Limited	Telecom - Services	5,25,000	8,542.54	2.56%	
INE733E01010	NTPC Limited	Power	22,00,000	8,000.30	2.40%	
INE775A01035	Samvardhana Motherson International Limited	Auto Components	40,00,000	6,498.40	1.95%	
INE134E01011	Power Finance Corporation Limited	Finance	13,00,000	6,438.90	1.93%	
INE758T01015	Zomato Limited	Retailing	23,00,000	6,434.48	1.93%	
INE101A01026	Mahindra & Mahindra Limited	Automobiles	2,15,000	6,377.12	1.91%	
INE030A01027	Hindustan Unilever Limited	Diversified FMCG	2,50,000	6,240.38	1.87%	
INE296A01024	Bajaj Finance Limited	Finance	90,000	5,918.31	1.77%	
INE935N01020	Dixon Technologies (India) Limited	Consumer Durables	37,000	5,848.74	1.75%	
INE00WC01027	Affle (India) Limited	IT - Services	3,50,000	5,667.38	1.70%	
INE918Z01012	Kaynes Technology India Limited	Industrial Manufacturing	91,738	5,492.77	1.65%	
INE226A01021	Voltas Limited	Consumer Durables	3,25,000	5,389.31	1.62%	
INE298A01020	Cummins India Limited	Industrial Products	1,45,522	5,069.55	1.52%	
INE171A01029	The Federal Bank Limited	Banks	24,00,000	5,058.72	1.52%	
INE074A01025	Praj Industries Limited	Industrial Manufacturing	6,00,000	4,942.50	1.48%	
INE056S01018	Cyient Dim Ltd	Industrial Manufacturing	7,00,000	4,894.75	1.47%	
INE230A01023	EIH Limited	Leisure Services	12,50,000	4,742.50	1.42%	
INE765G01017	ICICI Lombard General Insurance Company Limited	Insurance	2,50,000	4,654.63	1.40%	
INE214T01019	LTI Mindtree Limited	IT - Software	75,000	4,629.30	1.39%	
INE481G01011	UltraTech Cement Limited	Cement & Cement Products	40,000	4,480.86	1.34%	
INE791I01019	Brigade Enterprises Limited	Realty	3,50,000	4,343.15	1.30%	
INE323A01026	Bosch Limited	Auto Components	12,000	4,195.94	1.26%	
INE280A01028	Titan Company Limited	Consumer Durables	1,25,000	4,061.25	1.22%	
INE123W01016	SBI Life Insurance Company Limited	Insurance	2,75,000	3,953.81	1.19%	
INE038A01020	Hindalco Industries Limited	Non - Ferrous Metals	6,00,000	3,937.20	1.18%	
INE589A01014	NLC India Limited	Power	15,00,000	3,882.75	1.16%	
INE646L01027	InterGlobe Aviation Limited	Transport Services	80,000	3,503.12	1.05%	
INE854D01024	United Spirits Limited	Beverages	2,25,000	3,440.48	1.03%	
INE205A01025	Vedanta Limited	Diversified Metals	7,50,000	3,401.25	1.02%	
INE347G01014	Petronet LNG Limited	Gas	10,00,000	3,331.00	1.00%	
INE066F01020	Hindustan Aeronautics Limited	Aerospace & Defense	73,002	3,268.19	0.98%	
INE404A01024	Aditya Birla Sun Life AMC Limited	Capital Markets	3,67,616	3,180.61	0.95%	
INE860A01027	HCL Technologies Limited	IT - Software	1,70,000	3,141.69	0.94%	
INE191H01014	PVR INOX Limited	Entertainment	2,00,000	3,080.10	0.92%	
INE868B01029	ISGEC Heavy Engineering Limited	Construction	2,00,000	2,869.70	0.86%	
INE299U01018	Crompton Greaves Consumer Electricals Limited	Consumer Durables	7,00,000	2,867.90	0.86%	
INE168P01015	Emcure Pharmaceuticals Limited	Pharmaceuticals & Biotechnology	1,97,860	2,700.79	0.81%	
INE326A01037	Lupin Limited	Pharmaceuticals & Biotechnology	1,25,000	2,563.44	0.77%	
INE930H01031	K.P.R. Mill Limited	Textiles & Apparels	2,60,000	2,544.88	0.76%	
INE358A01014	Abbott India Limited	Pharmaceuticals & Biotechnology	9,000	2,495.11	0.75%	
INE540L01014	Alkem Laboratories Limited	Pharmaceuticals & Biotechnology	44,000	2,482.68	0.74%	
INE522F01014	Coal India Limited	Consumable Fuels	5,50,000	2,280.20	0.69%	
INE127D01025	HDFC Asset Management Company Limited	Capital Markets	50,000	2,102.13	0.63%	
INE099Z01011	Mishra Dhatu Nigam Limited	Aerospace & Defense	5,96,334	2,065.70	0.62%	
INE570A01022	ION Exchange (India) Limited	Other Utilities	3,00,000	1,987.50	0.60%	
INE571A01038	IPCA Laboratories Limited	Pharmaceuticals & Biotechnology	1,26,812	1,966.14	0.59%	
INE068V01023	Gland Pharma Limited	Pharmaceuticals & Biotechnology	1,10,000	1,911.80	0.57%	
INE120A01034	Carborundum Universal Limited	Industrial Products	1,30,450	1,903.46	0.57%	
INE073K01018	Sona BLW Precision Forgings Limited	Auto Components	2,50,000	1,679.00	0.50%	
INE0KQN01018	Bajel Projects Limited	Electrical Equipment	6,50,000	1,629.55	0.49%	
INE686F01025	United Breweries Limited	Beverages	80,000	1,560.40	0.47%	
INE340A01012	Birla Corporation Limited	Cement & Cement Products	1,25,509	1,559.51	0.47%	
INE010B01027	Zyudus Lifesciences Limited	Pharmaceuticals & Biotechnology	1,60,000	1,545.52	0.46%	
INE004A01022	Protean eGov Technologies Limited	IT - Services	85,000	1,508.88	0.45%	
INE00M201021	Sterling And Wilson Renewable Energy Limited	Construction	2,50,000	1,216.13	0.36%	
INE121J01017	Indus Towers Limited	Telecom - Services	3,00,000	1,048.05	0.31%	
INE016A01026	Dabur India Limited	Personal Products	1,70,000	896.16	0.27%	
INE465A01025	Bharat Forge Limited	Auto Components	65,000	865.96	0.26%	
INE0LXG01040	Ola Electric Mobility Ltd	Automobiles	6,75,410	590.38	0.18%	
	Subtotal			3,31,460.24	99.36%	
	(b) UNLISTED			NIL	NIL	NIL
	Subtotal			NIL	NIL	NIL
	Total			3,31,460.24	99.36%	
Debt Instruments						
(a) Listed / awaiting listing on Stock Exchange						
Non Convertible Debentures						
INE528G08394	9% Yes Bank Limited**#	ICRA D	500	0.00	\$0.00%	
	Subtotal			0.00	0.00%	
	(b) Privately placed / Unlisted			NIL	NIL	NIL
	Subtotal			NIL	NIL	NIL
	(c) Securitised Debt			NIL	NIL	
	Subtotal			NIL	NIL	
	Total			0.00	0.00%	
Money Market Instruments						
Triparty Repo/ Reverse Repo Instrument						
	Triparty Repo			2,737.31	0.82%	
	Total			2,737.31	0.82%	
	OTHERS					
	Cash Margin - CCIL			0.91	\$0.00%	
	Total			0.91	0.00%	
	Net Current Assets			(549.39)	-0.18%	
	GRAND TOTAL			3,33,649.07	100.00%	

** Non Traded Securities/Illiquid Securities
\$ Less Than 0.01% of NAV

SCHEME RISK-O-METER



BENCHMARK NAME - BSE 500 TRI
BENCHMARK RISK-O-METER



Monthly Portfolio Statement as on November 30,2024

ISIN	Name of the Instrument	Industry / Rating	Quantity	Market/Fair Value (Rs. in Lacs)	% to NAV	YIELD
	Equity & Equity related					
	(a) Listed / awaiting listing on Stock Exchanges					
INE090A01021	ICICI Bank Limited	Banks	27,000	351.03	2.24%	
INE040A01034	HDFC Bank Limited	Banks	16,000	287.37	1.84%	
INE002A01018	Reliance Industries Limited	Petroleum Products	18,000	232.60	1.49%	
INE467B01029	Tata Consultancy Services Limited	IT - Software	4,881	208.46	1.33%	
INE009A01021	Infosys Limited	IT - Software	10,000	185.79	1.19%	
INE062A01020	State Bank of India	Banks	21,000	176.18	1.13%	
INE935N01020	Dixon Technologies (India) Limited	Consumer Durables	1,000	158.07	1.01%	
INE018A01030	Larsen & Toubro Limited	Construction	4,000	148.99	0.95%	
INE238A01034	Axis Bank Limited	Banks	13,000	147.72	0.94%	
INE758T01015	Zomato Limited	Retailing	43,000	120.30	0.77%	
INE298A01020	Cummins India Limited	Industrial Products	3,000	104.51	0.67%	
INE775A01035	Samvardhana Motherson International Limited	Auto Components	64,000	103.97	0.66%	
INE123W01016	SBI Life Insurance Company Limited	Insurance	7,000	100.64	0.64%	
INE075A01022	Wipro Limited	IT - Software	15,000	86.68	0.55%	
INE299U01018	Crompton Greaves Consumer Electricals Limited	Consumer Durables	20,000	81.94	0.52%	
INE686F01025	United Breweries Limited	Beverages	3,900	76.07	0.49%	
INE733E01010	NTPC Limited	Power	20,000	72.73	0.46%	
INE917I01010	Bajaj Auto Limited	Automobiles	750	67.75	0.43%	
INE918Z01012	Kaynes Technology India Limited	Industrial Manufacturing	1,123	67.24	0.43%	
INE030A01027	Hindustan Unilever Limited	Diversified FMCG	2,500	62.40	0.40%	
INE765G01017	ICICI Lombard General Insurance Company Limited	Insurance	2,600	48.41	0.31%	
INE099Z01011	Mishra Dhatu Nigam Limited	Aerospace & Defense	13,931	48.26	0.31%	
INE974X01010	Tube Investments of India Limited	Auto Components	1,200	43.09	0.28%	
INE055S01018	Cyient Dlm Ltd	Industrial Manufacturing	6,000	41.96	0.27%	
INE340A01012	Birla Corporation Limited	Cement & Cement Products	3,000	37.28	0.24%	
INE044A01036	Sun Pharmaceutical Industries Limited	Pharmaceuticals & Biotechnology	2,000	35.62	0.23%	
INE323A01026	Bosch Limited	Auto Components	70	24.48	0.16%	
INE437A01024	Apollo Hospitals Enterprise Limited	Healthcare Services	300	20.49	0.13%	
	Subtotal			3,140.03	20.07%	
	(b) UNLISTED			NIL	NIL	NIL
	Subtotal			NIL	NIL	NIL
	Total			3,140.03	20.07%	
	Debt Instruments					
	(a) Listed / awaiting listing on Stock Exchange					
	Government Securities					
IN0020160068	7.06% Government of India	SOVEREIGN	45,15,000	4,553.58	29.11%	7.10%
IN0020190024	7.62% Government of India	SOVEREIGN	25,00,000	2,667.07	17.05%	7.01%
IN0020150044	8.13% Government of India	SOVEREIGN	21,10,000	2,375.65	15.18%	7.09%
IN0020220151	7.26% Government of India	SOVEREIGN	10,00,000	1,027.11	6.57%	6.94%
IN0020140078	8.17% Government of India	SOVEREIGN	6,50,000	734.65	4.70%	7.08%
IN0020120062	8.3% Government of India	SOVEREIGN	2,13,600	244.20	1.56%	7.02%
IN0020110063	8.83% Government of India	SOVEREIGN	1,00,700	119.76	0.77%	7.04%
	Subtotal			11,722.02	74.94%	
	(b) Privately placed / Unlisted			NIL	NIL	NIL
	Subtotal			NIL	NIL	NIL
	(c) Securitised Debt			NIL	NIL	NIL
	Subtotal			NIL	NIL	NIL
	Total			11,722.02	74.94%	
	Money Market Instruments					
	Triparty Repo/ Reverse Repo Instrument					
	Triparty Repo			617.43	3.95%	
	Total			617.43	3.95%	
	OTHERS					
	Cash Margin - CCIL			1.20	0.01%	
	Total			1.20	0.01%	
	Net Current Assets			164.26	1.03%	
	GRAND TOTAL			15,644.94	100.00%	

SCHEME RISK-O-METER



BENCHMARK NAME - CRISIL HYBRID 85+15 - CONSERVATIVE INDEX

BENCHMARK RISK-O-METER



[Index](#)

Monthly Portfolio Statement as on November 30, 2024

ISIN	Name of the Instrument	Industry / Rating	Quantity	Market/Fair Value (Rs. in Lacs)	% to NAV	YIELD
Debt Instruments						
(a) Listed / awaiting listing on Stock Exchange						
Floating Rate Note						
INE134E07AP6	Power Finance Corporation Limited**	CRISIL AAA	8,10,000	8,063.87	1.45%	7.59%
Government Securities						
IN0020240019	7.1% Government of India	SOVEREIGN	3,69,32,400	37,735.64	6.78%	6.90%
IN0020230077	7.18% Government of India	SOVEREIGN	1,60,00,000	16,408.75	2.95%	6.99%
IN0020230085	7.18% Government of India	SOVEREIGN	1,48,00,000	15,148.04	2.72%	6.93%
IN0020240027	7.23% Government of India	SOVEREIGN	1,45,00,000	14,979.59	2.69%	6.98%
IN3320190207	7.14% State Government Securities	SOVEREIGN	1,15,00,000	11,516.76	2.07%	7.23%
IN0020240126	6.79% Government of India	SOVEREIGN	85,00,000	6,515.54	1.17%	6.87%
IN0020230036	7.17% Government of India	SOVEREIGN	55,00,000	5,601.11	1.01%	6.87%
IN0020230135	7.32% Government of India	SOVEREIGN	30,00,000	3,081.90	0.55%	6.87%
IN2220230220	7.49% State Government Securities	SOVEREIGN	15,13,800	1,551.53	0.28%	7.29%
IN0020210020	6.64% Government of India	SOVEREIGN	15,00,000	1,472.04	0.26%	7.01%
IN2220230205	7.63% State Government Securities	SOVEREIGN	14,00,000	1,448.12	0.26%	7.30%
IN2020180070	6.48% State Government Securities	SOVEREIGN	10,00,000	1,060.80	0.19%	7.28%
IN1920230068	7.7% State Government Securities	SOVEREIGN	10,00,000	1,032.36	0.19%	7.33%
IN0020240134	6.92% Government of India	SOVEREIGN	10,00,000	1,005.68	0.18%	6.98%
IN0020220151	7.26% Government of India	SOVEREIGN	5,00,000	513.55	0.09%	6.94%
IN1020230070	6.7% State Government Securities	SOVEREIGN	5,00,000	498.81	0.09%	6.99%
IN0020220060	7.26% Government of India	SOVEREIGN	2,50,000	256.80	0.05%	6.91%
IN0020240050	7.04% Government of India	SOVEREIGN	1,30,000	131.65	0.02%	6.82%
IN0020210160	7.3% Government of India	SOVEREIGN	1,00,000	100.71	0.02%	7.35%
Non Convertible Debentures						
INE261F08DV4	7.62% National Bank For Agriculture and Rural Development**	CRISIL AAA	22,000	22,089.08	3.97%	7.46%
INE053F08338	7.68% Indian Railway Finance Corporation Limited**	CRISIL AAA	17,500	17,586.01	3.16%	7.40%
INE020B08EH0	7.77% REC Limited**	CRISIL AAA	12,500	12,636.26	2.27%	7.37%
INE557F08Z1	7.59% National Housing Bank**	CRISIL AAA	12,500	12,559.80	2.26%	7.38%
INE053F08353	7.57% Indian Railway Finance Corporation Limited**	CRISIL AAA	12,000	12,144.31	2.18%	7.25%
INES56F08K09	7.44% Small Industries Dev Bank of India**	CRISIL AAA	12,000	11,867.35	2.15%	7.58%
INE01MM09012	6.35% SBI General Insurance Company Limited	CRISIL AAA	11,000	11,182.36	2.01%	7.94%
INE752E08692	7.56% Power Grid Corporation of India Limited**	CRISIL AAA	12,500	10,817.15	1.94%	7.24%
INE556F08KR0	7.47% Small Industries Dev Bank of India**	CRISIL AAA	10,500	10,494.93	1.89%	7.47%
INE20BD08501	7.7% Nuclear Power Corporation Of India Limited**	ICRA AAA	10,000	10,132.44	1.82%	7.22%
INE134E08AL2	7.77% Power Finance Corporation Limited**	CRISIL AAA	10,000	10,103.08	1.81%	7.25%
INE053F08411	7.37% Indian Railway Finance Corporation Limited**	CRISIL AAA	10,000	10,051.35	1.81%	7.25%
INE556F08KL3	7.83% Small Industries Dev Bank of India	CRISIL AAA	9,000	9,119.80	1.64%	7.43%
INE020B08BE3	8.54% REC Limited**	CRISIL AAA	850	8,876.24	1.59%	7.36%
INE062A08256	6.24% State Bank of India**	CRISIL AAA	900	8,858.36	1.59%	6.57%
INE040A08427	7.89% HDFC Bank Limited**	CRISIL AAA	85	8,691.02	1.56%	7.48%
INE752E08676	7.4% Power Grid Corporation of India Limited**	CRISIL AAA	9,500	7,932.46	1.43%	7.24%
INE37Y07508	7.89% Bajaj Housing Finance Limited**	CRISIL AAA	7,500	7,634.58	1.37%	7.61%
INE514E08GB4	7.45% Export Import Bank of India**	CRISIL AAA	7,500	7,555.46	1.36%	7.19%
INE261F08EG3	7.68% National Bank For Agriculture and Rural Development	CRISIL AAA	7,500	7,549.61	1.36%	7.48%
INE714D08K09	6.24% Mahindra & Mahindra Financial Services Limited**	CRISIL AAA	7,500	7,526.68	1.35%	6.16%
INES56F08K00	7.75% Small Industries Dev Bank of India**	ICRA AAA	750	7,498.55	1.35%	7.75%
INE090A08UD0	7.1% ICICI Bank Limited**	ICRA AAA	750	7,480.31	1.34%	7.15%
INE261F08EB4	7.49% National Bank For Agriculture and Rural Development**	CRISIL AAA	7,000	6,988.44	1.26%	7.57%
INE090A08UE8	6.45% ICICI Bank Limited**	ICRA AAA	700	6,754.14	1.21%	7.60%
INE03A08AK2	7.65% HDFC Bank Limited**	CRISIL AAA	5,000	5,104.04	0.93%	7.33%
INE020B08FD6	7.58% REC Limited**	CRISIL AAA	5,000	5,034.63	0.90%	7.37%
INE296A07SU3	7.87% Bajaj Finance Limited**	CRISIL AAA	5,000	5,032.95	0.90%	7.76%
INE134E08E1E	8.03% Power Finance Corporation Limited**	CRISIL AAA	500	5,026.19	0.90%	7.57%
INE020B08EA5	7.55% REC Limited**	CRISIL AAA	500	5,023.13	0.90%	7.37%
INES57F08FF2	7.77% National Housing Bank**	CRISIL AAA	500	5,016.60	0.90%	7.45%
INE261F08EK5	7.44% National Bank For Agriculture and Rural Development	CRISIL AAA	5,000	4,996.12	0.90%	7.45%
INE020B08EF4	7.6% REC Limited**	CRISIL AAA	5,000	4,996.60	0.90%	7.62%
INE020B08EL2	7.44% REC Limited**	CRISIL AAA	5,000	4,991.31	0.90%	7.55%
INE134E08KT5	7.17% Power Finance Corporation Limited**	CRISIL AAA	500	4,985.08	0.90%	7.54%
INE115A07D14	7.57% LIC Housing Finance Limited	CRISIL AAA	500	4,982.41	0.89%	7.59%
INES56F08K58	7.34% Small Industries Dev Bank of India**	CRISIL AAA	5,000	4,977.54	0.89%	7.47%
INE134E08ND3	7.27% Power Finance Corporation Limited**	CRISIL AAA	5,000	4,971.27	0.89%	7.37%
INE134E08LP1	7.13% Power Finance Corporation Limited**	CRISIL AAA	500	4,965.37	0.89%	7.58%
INE795G08D19	6.67% HDFC Life Insurance Company Limited**	CRISIL AAA	500	4,934.57	0.89%	7.02%
INE02A08264	5.83% State Bank of India	CRISIL AAA	500	4,893.55	0.88%	6.27%
INE040A08666	7.8% HDFC Bank Limited**	CRISIL AAA	4,000	4,081.33	0.73%	7.46%
INE916DA75W0	7.78% Kotak Mahindra Prime Limited**	CRISIL AAA	4,000	4,002.99	0.72%	7.76%
INE020B08EQ1	7.71% REC Limited**	CRISIL AAA	3,000	3,075.04	0.55%	7.32%
INE040A08607	8% HDFC Bank Limited**	CRISIL AAA	250	2,569.20	0.46%	7.50%
INE134E08M03	7.6% Power Finance Corporation Limited**	CRISIL AAA	250	2,516.61	0.45%	7.35%
INE053F08320	7.45% Indian Railway Finance Corporation Limited**	CRISIL AAA	2,500	2,514.94	0.45%	7.27%
INE134E08LX5	7.59% Power Finance Corporation Limited**	CRISIL AAA	250	2,512.89	0.45%	7.40%
INE261F08EH1	7.62% National Bank For Agriculture and Rural Development**	CRISIL AAA	2,500	2,511.13	0.45%	7.48%
INE040A08654	8.43% HDFC Bank Limited**	CRISIL AAA	500	2,502.20	0.45%	7.60%
INE134E08K19	8.55% Power Finance Corporation Limited**	CRISIL AAA	250	2,501.44	0.45%	7.28%
INE163ND0131	8% ONGC Petro Additions Limited**	ICRA AA(ACE)	250	2,500.42	0.45%	7.93%
INES56F08K7J	7.55% Small Industries Dev Bank of India**	CRISIL AAA	2,500	2,497.72	0.45%	7.58%
INE040A08922	7.8% HDFC Bank Limited**	CRISIL AAA	2,500	2,496.53	0.45%	7.79%
INE261F08DP6	7.35% National Bank For Agriculture and Rural Development**	CRISIL AAA	250	2,492.35	0.45%	7.65%
INE053F07CA3	7.08% Indian Railway Finance Corporation Limited**	CRISIL AAA	250	2,483.96	0.45%	7.23%
INE053F08114	7.03% Indian Railway Finance Corporation Limited**	CRISIL AAA	250	2,475.15	0.44%	7.15%
INE020B08DH2	5.81% REC Limited**	CRISIL AAA	250	2,454.12	0.44%	7.63%
INE040A08856	5.78% HDFC Bank Limited	CRISIL AAA	250	2,453.03	0.44%	7.83%
INE090A08BF5	6.67% ICICI Bank Limited**	ICRA AAA	250	2,423.25	0.44%	7.59%
INE733E07J96	6.49% NTPC Limited**	CRISIL AAA	4,000,000	2,204.96	0.36%	7.25%
INES56F08K84	7.11% Small Industries Dev Bank of India**	ICRA AAA	200	1,986.41	0.36%	7.71%
INE261F08AD8	8.2% National Bank For Agriculture and Rural Development**	CRISIL AAA	150	1,537.37	0.28%	7.46%
INE752E08601	7.49% Power Grid Corporation of India Limited**	CRISIL AAA	500	1,516.79	0.27%	7.21%
INE134E08HD5	8.39% Power Finance Corporation Limited**	CRISIL AAA	150	1,504.14	0.27%	7.51%
INE040A08667	1.5% HDFC Bank Limited**	CRISIL AAA	15	1,501.37	0.27%	7.71%
INE752E07MVB	8.4% Power Grid Corporation of India Limited**	CRISIL AAA	100	1,045.06	0.19%	7.17%
INE040A08AH8	7.4% HDFC Bank Limited**	CRISIL AAA	100	996.76	0.18%	7.78%
INE261F08AV0	8.22% National Bank For Agriculture and Rural Development**	CRISIL AAA	50	515.43	0.09%	7.46%
INE020B08930	8.3% REC Limited**	CRISIL AAA	50	501.61	0.09%	7.50%
INE752E07OC4	7.36% Power Grid Corporation of India Limited**	CRISIL AAA	50	500.14	0.09%	7.33%
INE020B08880	8.57% REC Limited**	CRISIL AAA	10	100.06	0.02%	7.15%
INE020B08963	8.11% REC Limited**	CRISIL AAA	7	70.22	0.01%	7.67%
INE094A08077	5.36% Hindustan Petroleum Corporation Limited**	CRISIL AAA	7	69.48	0.01%	7.35%
INE906B07GP0	8.27% National Highways Authority Of India**	CRISIL AAA	2	20.80	\$0.00%	7.15%
INE848E08136	6.12% NHP Limited**	CARE AAA	2	20.73	\$0.00%	7.29%
Subtotal				5,27,244.91	94.72%	
(b) Privately placed / Unlisted						
Subtotal				NIL	NIL	NIL
(c) Securitised Debt						
Subtotal				NIL	NIL	
Total				5,27,244.91	94.72%	
Money Market Instruments						
Certificate of Deposit						
INE040A16EH3	HDFC Bank Limited**	CRISIL A1+	1,000	4,995.26	0.90%	6.93%
INE040A16FH3	HDFC Bank Limited**	CARE A1+	1,000	4,694.08	0.89%	6.60%
INE028A1RE45	Bank of Baroda	FITCH A1+	500	2,460.79	0.44%	7.16%
Triparty Repo/ Reverse Repo Instrument						
Triparty Repo				4,157.76	0.75%	
Total				16,307.89	2.93%	
Alternative Investment Fund Units						
INF0RQ622028	Corporate Debt Market Development Fund Class A2		13,642	1,427.88	0.26%	
Subtotal				1,427.88	0.26%	
Total				1,427.88	0.26%	
OTHERS						
Cash Margin - CCIL				63.83	0.01%	
Total				63.83	0.01%	
Net Current Assets				11,615.90	2.08%	
GRAND TOTAL				5,56,660.41	100.00%	

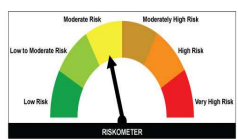
** Non Traded Securities/ Illiquid Securities
\$ Less Than 0.01% of NAV

Disclosure of Yield to Call

With Reference to "AMFI Best Practices Guidelines Circular No. 91/2020 – 21 on Valuation of AT-1 Bonds and Tier 2 Bonds" disclosure of Yield to Call as follows

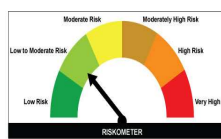
isin_code	security_name	Yield to Call
INE090AD8UD0	7.1% ICICI Bank BSHI Tier2 (M17/2/30)CALL17/2/25	7.91%
INE062A08256	6.24% SBI NCDSr2 BSHI Tier2 (M21/9/30)CALL19/9/25	8.24%
INE062A08264	5.83% SBI Sr3 BSHI Tier2 (M26/10/30)CALL24/10/25	8.34%

SCHEME RISK-O-METER



BENCHMARK NAME - CRISIL BANKING AND PSU DEBT A-II INDEX

BENCHMARK RISK-O-METER



Monthly Portfolio Statement as on November 30,2024

ISIN	Name of the Instrument	Industry / Rating	Quantity	Market/Fair Value (Rs. in Lacs)	% to NAV	YIELD
Equity & Equity related						
(a) Listed / awaiting listing on Stock Exchanges						
INE00A01021	ICICI Bank Limited	Bank	3,09,400	4,022.51	5.64%	
INE02001018	Reliance Industries Limited	Petroleum Products	1,259,000	3,348.80	4.70%	
INE18A10100	Larsen & Toubro Limited	Construction	79,600	2,964.94	4.16%	
INE04001034	HFC Bank Limited	Bank	1,148,150	2,868.22	4.14%	
INE05A01025	Volara Limited	Diversified Metals	4,67,100	2,116.30	2.97%	
INE22F01014	Coal India Limited	Consumable Fuels	6,00,000	2,092.00	2.92%	
INE01001026	Mahindra & Mahindra Limited	Automobiles	69,600	2,064.41	2.90%	
INE47A01021	Gosam Industries Limited	Chem & Current Products	76,000	1,983.10	2.78%	
INE15A01025	ITC Limited	IT - Software	3,05,200	1,884.12	2.64%	
INE73E01010	NTPC Limited	Power	4,83,500	1,758.25	2.47%	
INE60A01027	HL Technologies Limited	IT - Software	91,100	1,683.07	2.36%	
INE38A01034	Axis Bank Limited	Bank	1,43,125	1,637.63	2.29%	
INE75E01010	Power Grid Corporation of India Limited	Power	4,42,800	1,488.58	2.05%	
INE00A01021	Wipro Limited	IT - Software	73,000	1,336.29	1.90%	
INE30A01027	Hindustan Unilever Limited	Diversified FMCG	52,900	1,320.46	1.85%	
INE15A01022	Tata Motors Limited	Automobiles	1,03,340	1,033.34	1.48%	
INE60A01020	State Bank of India	Bank	1,25,000	1,048.65	1.47%	
INE05A01012	Industrial Bank Limited	Bank	98,600	990.91	1.38%	
INE04A01038	Sun Pharmaceutical Industries Limited	Pharmaceuticals & Biotechnology	48,100	962.61	1.30%	
INE19T01024	Bharti Airtel Limited	Telecom - Services	50,000	813.58	1.14%	
INE04A01020	Maruti Suzuki India Limited	Automobiles	6,800	748.12	1.07%	
INE02D01027	Manipalgroup Finance Limited	Finance	4,80,000	750.05	1.05%	
INE02B01018	REC Limited	Finance	1,40,000	748.64	1.05%	
INE61A01020	Tata Steel Limited	Finance Metals	5,11,500	739.32	1.04%	
INE17A01022	Canara Bank	Bank	7,22,250	736.77	1.03%	
INE67E01029	Tata Consultancy Services Limited	IT - Software	17,000	726.04	1.02%	
INE491001011	UltraTech Cement Limited	Cement & Current Products	6,100	683.33	0.96%	
INE07B01026	Kotak Mahindra Bank Limited	Bank	33,800	596.65	0.84%	
INE79E01014	HFCL Life Insurance Company Limited	Insurance	88,600	582.77	0.82%	
INE02A01011	Bharat Petroleum Corporation Limited	Petroleum Products	1,85,400	541.55	0.76%	
INE170101013	State Bank of India	Automobiles	6,800	528.14	0.71%	
INE13A01011	Power Finance Corporation Limited	Finance	1,000,000	495.30	0.70%	
INE09A01020	Camlin India Limited	Consumer Products	14,400	497.72	0.69%	
INE03A01024	Bharti Electronics Limited	Aerospace & Defense	1,32,800	490.02	0.57%	
INE17A01010	Tata Investments of India Limited	Auto Components	11,600	394.36	0.55%	
INE021A01026	Asian Paints Limited	Consumer Durables	14,200	303.10	0.49%	
INE45A01014	Bandhan Bank Limited	Bank	2,07,200	292.33	0.46%	
INE271C01023	DLF Limited	Realty	33,000	271.57	0.38%	
INE04E01021	Shree Andhra Renewable Energy Limited	Construction	55,000	267.55	0.38%	
INE69E01038	Tech Mahindra Limited	IT - Software	15,000	256.85	0.36%	
INE01A01020	Max Financial Services Limited	Finance Metals	16,600	181.43	0.25%	
INE74B01030	Janak Steel & Power Limited	Ferrous Metals	18,500	167.69	0.24%	
INE01B01027	Zybus Lifesciences Limited	Pharmaceuticals & Biotechnology	17,000	168.21	0.23%	
INE04A01027	Dabur India Limited	Personal Products	30,000	160.00	0.22%	
INE19A01038	JSW Steel Limited	Ferrous Metals	13,500	130.41	0.18%	
INE07B01026	Arbuthnot Cement Limited	Cement & Current Products	11,700	62.19	0.09%	
INE62A01010	LPL Limited- Right Share	Fertilizers & Agrochemicals	8,612	15.93	0.02%	
INE07A01022	Wipro Limited	IT - Software	1,600	8.67	0.01%	
Subtotal						
(b) UNLISTED				49,311.36	69.17%	NL
Debt Instruments						
(a) Listed / awaiting listing on Stock Exchange						
Government Securities						
INE02001015	7.20% Government of India	SOVEREIGN	45,00,000	4,622.85	6.49%	6.87%
INE02001011	7.20% Government of India	SOVEREIGN	26,00,000	2,587.77	3.60%	6.94%
INE02001014	7.1% Government of India	SOVEREIGN	15,00,000	1,503.68	2.14%	6.82%
INE02001006	7.20% Government of India	SOVEREIGN	10,00,000	1,027.21	1.44%	6.91%
INE02001009	7.17% Government of India	SOVEREIGN	10,00,000	1,018.38	1.43%	6.87%
Non Convertible Debentures						
INE05F01A77	8.45% India Railway Finance Corporation Limited**	CRSIL AAA	50	919.95	0.73%	7.27%
INE05F00W13	7.5% Small Finance Bank of India	CRSIL AAA	500	566.11	0.71%	7.88%
INE74D01F78	8.18% Mahindra & Mahindra Financial Services Limited**	CRSIL AAA	500	505.11	0.71%	7.88%
INE121A0077	8.1% Indraprastha Investment and Finance Company Ltd	CRSIL AAA	500	494.63	0.71%	8.89%
INE34R01414	9.25% Srinivas Housing Finance Limited**	CRSIL AA+	500	504.21	0.71%	8.88%
INE14A01J62	9.00% Mutual Finance Limited**	CRSIL AA+	500	500.96	0.71%	8.79%
INE13A01B78	7.4% Power Finance Corporation Limited**	CRSIL AAA	50	493.87	0.71%	7.43%
INE057F00R74	7.50% National Housing Bank**	CRSIL AAA	500	502.20	0.70%	7.38%
INE01R01004	7.82% National Bank for Agriculture and Rural Development**	CRSIL AAA	500	500.00	0.70%	7.46%
INE05A01V91	7.82% Bajaj Finance Limited**	CRSIL AAA	500	501.98	0.70%	7.68%
INE01A01004	7.70% HDFC Bank Limited**	CRSIL AAA	500	499.69	0.70%	7.60%
INE02D01C26	8.8% Manipalgroup Finance Limited**	CRSIL AA	500	490.43	0.70%	8.83%
INE02B00B12	7.4% REC Limited**	CRSIL AAA	500	493.13	0.70%	7.55%
Subtotal						
(b) Privately placed / Unlisted				NL	NL	NL
Subtotal						
(c) Securitised Debt				NL	NL	NL
Subtotal						
Total				17,309.88	24.29%	
Money Market Instruments						
Treasury Receipt Reverse Repo Instrument						
Triparty Repo						
Total				1,830.94	2.57%	
OTHERS				1,830.94	2.57%	
Cash Margin - Derivatives						
Cash Margin - CDS						
Total				2,846.28	3.99%	
Net Current Assets				87,899	80.82%	
GRAND TOTAL				71,261.11	100.00%	

** Non Traded Securities/Liquid Securities

§ Less Than 0.01% of NAV

Details of Stock Futures / Index Future

Long/Short	Name of the Instrument	Industry	Quantity	Market/Fair Value (Rs. in Lacs)	% to NAV
Short	Reliance Industries Limited 26/12/2024	Petroleum Products	17900	2,328.25	3.27%
Short	Larsen & Toubro Limited 26/12/2024	Construction	60600	2,268.56	3.18%
Short	ICICI Bank Limited 26/12/2024	Bank	169400	2,214.82	3.11%
Short	Volara Limited 26/12/2024	Diversified Metals	407100	1,895.99	2.67%
Short	Coal India Limited 26/12/2024	Consumable Fuels	420000	1,759.23	2.46%
Short	Gosam Industries Limited 26/12/2024	Chem & Current Products	62500	1,633.47	2.29%
Short	Mahindra & Mahindra Limited 26/12/2024	Automobiles	54800	1,630.96	2.29%
Short	HFC Bank Limited 26/12/2024	Bank	88150	1,518.13	2.13%
Short	Power Grid Corporation of India Limited 26/12/2024	Power	442800	1,481.22	2.05%
Short	HL Technologies Limited 26/12/2024	Bank	65100	1,211.22	1.70%
Short	Axis Bank Limited 26/12/2024	Bank	93125	1,086.07	1.49%
Short	NTPC Limited 26/12/2024	Power	283000	1,030.48	1.45%
Short	Hindustan Unilever Limited 26/12/2024	Diversified FMCG	69900	997.97	1.40%
Short	ITC Limited 26/12/2024	Bank	98600	986.53	1.31%
Short	Tata Motors Limited 26/12/2024	Automobiles	69000	759.13	1.05%
Short	Maruti Suzuki India Limited 26/12/2024	Automobiles	6900	749.13	1.05%
Short	Manipalgroup Finance Limited 26/12/2024	Finance	48000	735.65	1.03%
Short	REC Limited 26/12/2024	Finance	140000	749.35	1.05%
Short	Tata Steel Limited 26/12/2024	Finance Metals	511500	748.28	1.04%
Short	Canara Bank 26/12/2024	Bank	722250	741.46	1.04%
Short	UltraTech Cement Limited 26/12/2024	Cement & Current Products	6100	686.05	0.96%
Short	Bharat Petroleum Corporation Limited 26/12/2024	Petroleum Products	185400	545.45	0.77%
Short	Sun Pharmaceutical Industries Limited 26/12/2024	Pharmaceuticals & Biotechnology	23100	414.15	0.58%
Short	Wipro Limited 26/12/2024	Fertilizers & Agrochemicals	71815	393.56	0.55%
Short	Asian Paints Limited 26/12/2024	Consumer Durables	14200	354.30	0.50%
Short	Bandhan Bank Limited 26/12/2024	Bank	207000	302.75	0.49%
Short	Wipro Limited 26/12/2024	IT - Software	16000	299.19	0.42%
Short	DLF Limited 26/12/2024	Realty	33000	272.75	0.38%
Short	Kotak Mahindra Bank Limited 26/12/2024	Bank	10000	180.00	0.25%
Short	HFC Life Insurance Company Limited 26/12/2024	Insurance	28000	188.83	0.26%
Short	Delhira India Limited 26/12/2024	Personal Products	30000	188.73	0.27%
Short	JSW Steel Limited 26/12/2024	Ferrous Metals	13000	131.28	0.18%
Short	Bajaj Auto Limited 26/12/2024	Automobiles	1125	101.31	0.14%
Short	Bharti Electronics Limited 26/12/2024	Aerospace & Defense	22800	67.70	0.10%
Short	Arbuthnot Cement Limited 26/12/2024	Cement & Current Products	11700	62.58	0.09%
Short	Wipro Limited 26/12/2024	IT - Software	1500	8.73	0.01%

Due to credit event (Default of debt servicing by Reliance Capital Limited (RCL) on Sep 20, 2019, securities of RCL have been segregated from the scheme's portfolio w.a.f. Sep 26, 2019

Nippon India Equity Savings Fund - Segregated Portfolio 1

ISIN	Name of the Instrument	Industry / Rating	Quantity	Market/Fair Value (Rs. in Lacs)	% to NAV
Debt Instruments					
(a) Listed / awaiting listing on Stock Exchange					
Non Convertible Debentures					
INE13A07407	§ 8.5% Reliance Capital Limited**	CARE D	907	2,192.50	32.69%
Subtotal				2,192.50	32.69%
(b) Privately placed / Unlisted					
Subtotal					
(c) Securitised Debt					
Subtotal					
Total				2,192.50	32.69%
Net Current Assets				188.55	7.31%
GRAND TOTAL				2,581.05	100.00%

** Non Traded Securities/Liquid Securities

§ Securities classified as below investment grade or default

Nippon India Mutual Fund has segregated debt securities of Yes Bank Limited from portfolio of the scheme due to rating downgrade by ICRA to "D" on March 6, 2020.

Nippon India Equity Savings Fund - Segregated Portfolio 2

ISIN	Name of the Instrument	Industry / Rating	Quantity	Market/Fair Value (Rs. in Lacs)	% to NAV
Debt Instruments					
(a) Listed / awaiting listing on Stock Exchange					
Non Convertible Debentures					
INE18E00834	§ Yes Bank Limited**	ICRA D	739	0.00	0.00%
Subtotal				0.00	0.00%
(b) Privately placed / Unlisted					
Subtotal					
(c) Securitised Debt					
Subtotal					
Total				0.00	0.00%
Net Current Assets				0.00	100.00%
GRAND TOTAL				0.00	100.00%

** Non Traded Securities/Liquid Securities

§ Less Than 0.01% of NAV

SCHEME RISK-O-METER



BENCHMARK NAME - NIFTY EQUITY SAVINGS INDEX

BENCHMARK RISK-O-METER



Monthly Portfolio Statement as on November 30,2024

ISIN	Name of the Instrument	Industry / Rating	Quantity	Market/Fair Value (Rs. in Lacs)	% to NAV	YIELD
Equity & Equity related						
(a) Listed / awaiting listing on Stock Exchanges						
INE090A01021	ICICI Bank Limited	Banks	2,65,895	3,456.90	15.61%	
INE009A01021	Infosys Limited	IT - Software	1,85,725	3,450.49	15.58%	
INE154A01025	ITC Limited	Diversified FMCG	5,10,272	2,432.72	10.98%	
INE467B01029	Tata Consultancy Services Limited	IT - Software	56,067	2,394.54	10.81%	
INE062A01020	State Bank of India	Banks	2,11,049	1,770.60	7.99%	
INE860A01027	HCL Technologies Limited	IT - Software	57,937	1,070.70	4.83%	
INE733E01010	NTPC Limited	Power	2,59,768	944.65	4.26%	
INE752E01010	Power Grid Corporation of India Limited	Power	2,48,508	818.59	3.70%	
INE081A01020	Tata Steel Limited	Ferrous Metals	4,54,593	657.07	2.97%	
INE689C01036	Tech Mahindra Limited	IT - Software	34,809	596.03	2.69%	
INE917I01010	Bajaj Auto Limited	Automobiles	6,085	549.70	2.48%	
INE213A01029	Oil & Natural Gas Corporation Limited	Oil	2,12,809	546.28	2.47%	
INE047A01021	Grasim Industries Limited	Cement & Cement Products	20,410	531.94	2.40%	
INE038A01020	Hindalco Industries Limited	Non - Ferrous Metals	79,820	523.78	2.36%	
INE522F01014	Coal India Limited	Consumable Fuels	1,24,427	518.11	2.34%	
INE075A01022	Wipro Limited	IT - Software	77,558	448.17	2.02%	
INE089A01031	Dr. Reddy's Laboratories Limited	Pharmaceuticals & Biotechnology	33,449	402.16	1.82%	
INE095A01012	IndusInd Bank Limited	Banks	36,233	360.83	1.63%	
INE158A01026	Hero MotoCorp Limited	Automobiles	7,110	338.56	1.53%	
INE216A01030	Britannia Industries Limited	Food Products	6,465	319.45	1.44%	
Subtotal				22,131.27	99.91%	
(b) UNLISTED						
Subtotal				NIL	NIL	NIL
Total				22,131.27	99.91%	
Money Market Instruments						
Triparty Repo/ Reverse Repo Instrument						
Triparty Repo				21.94	0.10%	
Total				21.94	0.10%	
OTHERS						
Cash Margin - CCIL				0.01	\$0.00%	
Total				0.01	0.00%	
Net Current Assets				(2.36)	-0.01%	
GRAND TOTAL				22,150.86	100.00%	

\$ Less Than 0.01% of NAV

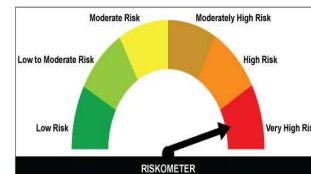
Aggregate value of investments made by other schemes of Nippon India Mutual Fund are amounting to Rs 1984.37 Lacs.

SCHEME RISK-O-METER



The risk of the scheme is Very High

**BENCHMARK NAME - NIFTY 50 VALUE 20 TRI
BENCHMARK RISK-O-METER**



The risk of the benchmark is Very High

Monthly Portfolio Statement as on November 30,2024

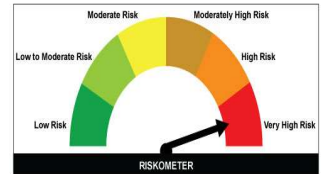
ISIN	Name of the Instrument	Industry / Rating	Quantity	Market/Fair Value (Rs. in Lacs)	% to NAV	YIELD
Equity & Equity related						
(a) Listed Foreign Securities/Overseas ETFs						
US0231351067	Amazon Com Inc	Broadline Retail	30,353	5,331.84	7.41%	
US09857L1089	Booking Holdings Inc	Hotels, Resorts & Cruise Lines	1,164	5,116.39	7.11%	
US8740391003	Taiwan Semiconductor Sp ADR	Semiconductors	29,760	4,643.52	6.46%	
US30303M1027	Meta Platforms Registered Shares A	Interactive Media & Services	8,573	4,160.34	5.78%	
US02079K3059	Alphabet Inc A	Interactive Media & Services	27,895	3,982.23	5.54%	
US5949181045	Microsoft Corp	Systems Software	10,796	3,862.93	5.37%	
US57636Q1040	Mastercard Incorporated	Transaction & Payment Processing Services	8,039	3,620.11	5.03%	
US8085131055	Charles Schwab Corp	Investment Banking & Brokerage	51,220	3,581.80	4.98%	
US46266C1053	Iqvia Holdings	Life Sciences Tools & Services	18,522	3,143.26	4.37%	
US92826C8394	Visa Inc	Transaction & Payment Processing Services	11,107	2,957.06	4.11%	
US8552441094	Starbucks ORD	Restaurants	33,790	2,925.39	4.07%	
US79466L3024	Salesforce Inc	Application Software	8,525	2,377.04	3.31%	
US1431301027	Carmax Inc	Automotive Retail	31,845	2,259.47	3.14%	
US2546871060	The Walt Disney Company	Movies & Entertainment	22,459	2,229.25	3.10%	
US03073E1055	Cencora Inc	Health Care Distributors	10,464	2,224.15	3.09%	
US0367521038	Elevance Health Inc	Managed Health Care	6,220	2,138.87	2.97%	
US00724F1012	Adobe Inc	Application Software	4,176	1,820.51	2.53%	
US0527691069	AUTODESK INC COM	Application Software	7,371	1,818.04	2.53%	
US7475251036	QUALCOMM INC	Semiconductors	13,103	1,755.19	2.44%	
US3377381088	FISERV INC COM	Transaction & Payment Processing Services	9,132	1,704.99	2.37%	
US0091581068	Air Products & Chemicals Inc	Industrial Gases	5,901	1,667.03	2.32%	
US91324P1021	Unitedhealth Group Inc	Managed Health Care	3,188	1,643.74	2.29%	
IL0010824113	CHECK POINT SOFTWARE T ORD	Systems Software	10,235	1,573.99	2.19%	
US25243Q2057	Diageo Sp ADR Rep 4 Sh	Distillers & Vintners	15,250	1,538.05	2.14%	
US2788651006	Ecolab Inc	Specialty Chemicals	5,020	1,055.22	1.47%	
US9224751084	VEEVA SYSTEMS INC	Health Care Technology	4,740	912.58	1.27%	
US0567521085	Baidu Inc Spon ADR	Interactive Media & Services	207	14.88	0.02%	
Subtotal				70,057.87	97.41%	
(b) UNLISTED						
Subtotal				NIL	NIL	NIL
Total				70,057.87	97.41%	
Money Market Instruments						
Triparty Repo/ Reverse Repo Instrument						
Triparty Repo				2,065.36	2.87%	
Total				2,065.36	2.87%	
OTHERS						
Cash Margin - CCIL				0.50	\$0.00%	
Total				0.50	0.00%	
Net Current Assets				(206.21)	-0.28%	
GRAND TOTAL				71,917.52	100.00%	

₹ Less Than 0.01% of NAV

SCHEME RISK-O-METER



BENCHMARK NAME - S&P 500 TRI
BENCHMARK RISK-O-METER



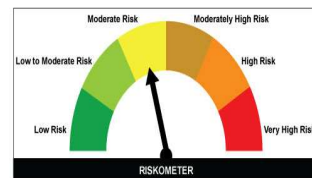
Monthly Portfolio Statement as on November 30,2024

ISIN	Name of the Instrument	Industry / Rating	Quantity	Market/Fair Value (Rs. in Lacs)	% to NAV	YIELD
	Debt Instruments					
	(a) Listed / awaiting listing on Stock Exchange					
	Government Securities					
IN0020240019	7.1% Government of India	SOVEREIGN	12,33,67,800	1,26,050.93	54.93%	6.90%
IN0020230085	7.18% Government of India	SOVEREIGN	6,80,61,500	69,662.03	30.35%	6.93%
IN0020240126	6.79% Government of India	SOVEREIGN	3,02,77,700	30,350.09	13.22%	6.87%
	Subtotal			2,26,063.05	98.50%	
	(b) Privately placed / Unlisted			NIL	NIL	NIL
	Subtotal			NIL	NIL	NIL
	(c) Securitised Debt			NIL	NIL	
	Subtotal			NIL	NIL	
	Total			2,26,063.05	98.50%	
	Money Market Instruments					
	Triparty Repo/ Reverse Repo Instrument					
	Triparty Repo			461.86	0.20%	
	Total			461.86	0.20%	
	OTHERS					
	Cash Margin - CCIL			111.65	0.05%	
	Total			111.65	0.05%	
	Net Current Assets			2,858.03	1.25%	
	GRAND TOTAL			2,29,494.59	100.00%	

SCHEME RISK-O-METER



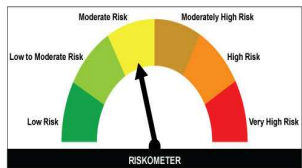
**BENCHMARK NAME - NIFTY 8-13 YR G-SEC INDEX
BENCHMARK RISK-O-METER**



Monthly Portfolio Statement as on November 30,2024

ISIN	Name of the Instrument	Industry / Rating	Quantity	Market/Fair Value (Rs. in Lacs)	% to NAV	YIELD
	Debt Instruments					
	(a) Listed / awaiting listing on Stock Exchange					
	Government Securities					
IN0020140078	8.17% Government of India	SOVEREIGN	13,50,82,700	1,52,674.93	16.75%	7.08%
IN0020210194	6.99% Government of India	SOVEREIGN	12,45,00,000	1,24,195.97	13.63%	7.13%
IN0020150044	8.13% Government of India	SOVEREIGN	10,20,94,200	1,14,947.86	12.61%	7.09%
IN0020160092	6.62% Government of India	SOVEREIGN	11,77,37,000	1,12,137.31	12.30%	7.14%
IN0020160068	7.06% Government of India	SOVEREIGN	9,46,16,000	95,424.49	10.47%	7.10%
IN0020130079	9.23% Government of India	SOVEREIGN	6,74,52,500	83,802.11	9.19%	7.04%
IN0020200252	6.67% Government of India	SOVEREIGN	5,62,83,700	54,144.64	5.94%	7.11%
IN0020200054	7.16% Government of India	SOVEREIGN	4,34,52,000	44,362.10	4.87%	7.10%
IN0020240027	7.23% Government of India	SOVEREIGN	3,15,00,000	32,541.86	3.57%	6.98%
IN0020190032	7.72% Government of India	SOVEREIGN	1,64,98,000	17,900.36	1.96%	7.11%
IN0020230077	7.18% Government of India	SOVEREIGN	1,65,00,000	16,921.53	1.86%	6.99%
IN0020220029	7.54% Government of India	SOVEREIGN	1,35,00,000	14,205.46	1.56%	6.99%
IN0020080050	6.83% Government of India	SOVEREIGN	75,00,000	7,488.13	0.82%	6.96%
IN0020100031	8.3% Government of India	SOVEREIGN	30,00,000	3,392.49	0.37%	7.03%
IN0020110063	8.83% Government of India	SOVEREIGN	27,77,000	3,302.71	0.36%	7.04%
IN0020120062	8.3% Government of India	SOVEREIGN	22,37,900	2,558.49	0.28%	7.02%
IN0020190040	7.69% Government of India	SOVEREIGN	15,00,000	1,620.17	0.18%	7.04%
	Subtotal			8,81,620.61	96.72%	
	(b) Privately placed / Unlisted			NIL	NIL	NIL
	Subtotal			NIL	NIL	NIL
	(c) Securitised Debt					
	Subtotal			NIL	NIL	
	Total			8,81,620.61	96.72%	
	Money Market Instruments					
	Triparty Repo/ Reverse Repo Instrument					
	Triparty Repo			11,703.35	1.28%	
	Total			11,703.35	1.28%	
	Alternative Investment Fund Units					
INF0RQ622028	Corporate Debt Market Development Fund Class A2		19,416	2,032.28	0.22%	
	Subtotal			2,032.28	0.22%	
	Total			2,032.28	0.22%	
	OTHERS					
	Cash Margin - CCIL			59.43	0.01%	
	Total			59.43	0.01%	
	Net Current Assets			16,051.45	1.77%	
	GRAND TOTAL			9,11,467.12	100.00%	

SCHEME RISK-O-METER



The risk of the scheme is Moderate

BENCHMARK NAME - CRISIL LONG DURATION DEBT A-III INDEX
BENCHMARK RISK-O-METER



The risk of the benchmark is Moderate

Monthly Portfolio Statement as on November 30,2024

ISIN	Name of the Instrument	Industry / Rating	Quantity	Market/Fair Value (Rs. in Lacs)	% to NAV	YIELD
	Equity & Equity related					
	(a) Listed / awaiting listing on Stock Exchanges					
INE040A01034	HDFC Bank Limited	Banks	2,53,07,158	4,54,529.21	12.57%	
INE090A01021	ICICI Bank Limited	Banks	2,35,04,617	3,05,583.53	8.45%	
INE002A01018	Reliance Industries Limited	Petroleum Products	2,26,26,291	2,92,376.93	8.09%	
INE009A01021	Infosys Limited	IT - Software	1,20,07,413	2,23,079.72	6.17%	
INE154A01025	ITC Limited	Diversified FMCG	3,10,34,317	1,47,956.11	4.09%	
INE018A01030	Larsen & Toubro Limited	Construction	39,27,378	1,46,286.98	4.05%	
INE467B01029	Tata Consultancy Services Limited	IT - Software	34,09,927	1,45,632.87	4.03%	
INE397D01024	Bharti Airtel Limited	Telecom - Services	89,42,297	1,45,504.59	4.03%	
INE238A01034	Axis Bank Limited	Banks	95,08,727	1,08,047.66	2.89%	
INE062A01020	State Bank of India	Banks	1,28,35,684	1,07,684.97	2.98%	
INE101A01026	Mahindra & Mahindra Limited	Automobiles	29,72,712	88,173.61	2.44%	
INE237A01028	Kotak Mahindra Bank Limited	Banks	48,98,929	86,478.34	2.39%	
INE030A01027	Hindustan Unilever Limited	Diversified FMCG	29,70,688	74,152.83	2.05%	
INE860A01027	HCL Technologies Limited	IT - Software	35,23,587	65,117.65	1.80%	
INE044A01036	Sun Pharmaceutical Industries Limited	Pharmaceuticals & Biotechnology	36,01,487	64,138.88	1.77%	
INE296A01024	Bajaj Finance Limited	Finance	9,33,373	61,377.68	1.70%	
INE733E01010	NTPC Limited	Power	1,57,98,857	57,452.54	1.59%	
INE155A01022	Tata Motors Limited	Automobiles	70,81,238	55,690.40	1.54%	
INE849A01020	Trent Limited	Retailing	7,41,270	50,372.26	1.39%	
INE752E01010	Power Grid Corporation of India Limited	Power	1,51,13,953	49,785.36	1.38%	
INE585B01010	Maruti Suzuki India Limited	Automobiles	4,38,989	48,614.52	1.34%	
INE280A01028	Titan Company Limited	Consumer Durables	13,80,322	44,946.66	1.24%	
INE481G01011	UltraTech Cement Limited	Cement & Cement Products	3,80,749	42,652.07	1.18%	
INE081A01020	Tata Steel Limited	Ferrous Metals	2,76,48,008	39,962.43	1.11%	
INE021A01026	Asian Paints Limited	Consumer Durables	15,09,177	37,421.55	1.04%	
INE263A01024	Bharat Electronics Limited	Aerospace & Defense	1,19,33,036	36,753.75	1.02%	
INE669C01036	Tech Mahindra Limited	IT - Software	21,17,076	36,250.69	1.00%	
INE917I01010	Bajaj Auto Limited	Automobiles	3,70,145	33,437.60	0.93%	
INE213A01029	Oil & Natural Gas Corporation Limited	Oil	1,29,42,736	33,224.00	0.92%	
INE047A01021	Grasim Industries Limited	Cement & Cement Products	12,41,247	32,350.00	0.89%	
INE038A01020	Hindalco Industries Limited	Non - Ferrous Metals	48,54,789	31,857.13	0.88%	
INE522F01014	Coal India Limited	Consumable Fuels	75,67,534	31,511.21	0.87%	
INE019A01038	JSW Steel Limited	Ferrous Metals	31,99,729	30,909.38	0.86%	
INE742F01042	Adani Ports and Special Economic Zone Limited	Transport Infrastructure	24,59,343	29,267.41	0.81%	
INE918I01026	Bajaj Finserv Limited	Finance	18,22,003	28,786.74	0.80%	
INE721A01013	Shriram Finance Limited	Finance	9,32,477	28,157.54	0.78%	
INE059A01026	Cipla Limited	Pharmaceuticals & Biotechnology	18,33,252	28,120.25	0.78%	
INE075A01022	Wipro Limited	IT - Software	47,17,045	27,257.44	0.75%	
INE239A01024	Nestle India Limited	Food Products	11,95,266	26,710.01	0.74%	
INE089A01031	Dr. Reddy's Laboratories Limited	Pharmaceuticals & Biotechnology	20,34,389	24,459.46	0.68%	
INE795G01014	HDFC Life Insurance Company Limited	Insurance	35,60,509	23,419.25	0.65%	
INE437A01024	Apollo Hospitals Enterprise Limited	Healthcare Services	3,37,878	23,073.35	0.64%	
INE066A01021	Eicher Motors Limited	Automobiles	4,58,853	22,171.09	0.61%	
INE095A01012	IndusInd Bank Limited	Banks	22,03,636	21,944.91	0.61%	
INE123W01016	SBI Life Insurance Company Limited	Insurance	14,92,340	21,456.12	0.59%	
INE192A01025	Tata Consumer Products Limited	Agricultural Food & other Products	21,70,217	20,804.79	0.58%	
INE158A01026	Hero MotoCorp Limited	Automobiles	4,32,419	20,590.50	0.57%	
INE216A01030	Britannia Industries Limited	Food Products	3,93,293	19,433.20	0.54%	
INE423A01024	Adani Enterprises Limited	Metals & Minerals Trading	7,85,084	19,337.80	0.53%	
INE029A01011	Bharat Petroleum Corporation Limited	Petroleum Products	64,57,911	18,863.56	0.52%	
	Subtotal			36,13,066.53	99.96%	
	(b) UNLISTED			NIL	NIL	NIL
	Subtotal			NIL	NIL	NIL
	Total			36,13,066.53	99.96%	
	Money Market Instruments					
	Triparty Repo/ Reverse Repo Instrument					
	Triparty Repo			4,042.81	0.11%	
	Total			4,042.81	0.11%	
	OTHERS					
	Cash Margin - CCIL			35.21	0.00%	
	Total			35.21	0.00%	
	Net Current Assets			(2,544.98)	-0.07%	
	GRAND TOTAL			36,14,599.57	100.00%	

\$ Less Than 0.01% of NAV

Details of the Equity shares have been lent under Securities Lending and Borrowing as follows:-

Name of the Instrument	Quantity
Maruti Suzuki India Limited	5,000

SCHEME RISK-O-METER



The risk of the scheme is Very High

BENCHMARK NAME - NIFTY 50 TRI
BENCHMARK RISK-O-METER



The risk of the benchmark is Very High

Monthly Portfolio Statement as on November 30,2024

ISIN	Name of the Instrument	Industry / Rating	Quantity	Market/Fair Value (Rs. in Lacs)	% to NAV	YIELD
	Equity & Equity related					
	(a) Listed / awaiting listing on Stock Exchanges					
INE066F01020	Hindustan Aeronautics Limited	Aerospace & Defense	5,62,782	25,194.91	4.51%	
INE361B01024	Divi's Laboratories Limited	Pharmaceuticals & Biotechnology	3,76,151	23,218.67	4.16%	
INE205A01025	Vedanta Limited	Diversified Metals	50,22,517	22,777.11	4.08%	
INE646L01027	InterGlobe Aviation Limited	Transport Services	5,12,286	22,432.49	4.02%	
INE134E01011	Power Finance Corporation Limited	Finance	43,08,425	21,339.63	3.82%	
INE245A01021	Tata Power Company Limited	Power	50,02,030	20,715.91	3.71%	
INE003A01024	Siemens Limited	Electrical Equipment	2,61,636	19,781.91	3.54%	
INE020B01018	REC Limited	Finance	36,95,980	19,684.79	3.52%	
INE663F01024	Info Edge (India) Limited	Retailing	2,30,983	19,068.34	3.41%	
INE494B01023	TVS Motor Company Limited	Automobiles	6,96,009	16,943.99	3.03%	
INE214T01019	LTI Mindtree Limited	IT - Software	2,73,853	16,903.30	3.03%	
INE129A01019	GAIL (India) Limited	Gas	80,02,343	15,961.47	2.86%	
INE271C01023	DLF Limited	Realty	18,98,742	15,625.70	2.80%	
INE242A01010	Indian Oil Corporation Limited	Petroleum Products	1,11,00,506	15,388.63	2.75%	
INE121A01024	Cholamandalam Investment and Finance Company Ltd	Finance	12,34,979	15,239.02	2.73%	
INE318A01026	Pidilite Industries Limited	Chemicals & Petrochemicals	4,53,212	13,896.39	2.49%	
INE102D01028	Godrej Consumer Products Limited	Personal Products	11,15,074	13,878.77	2.48%	
INE028A01039	Bank of Baroda	Banks	55,19,724	13,600.60	2.43%	
INE775A01035	Samvardhana Motherson International Limited	Auto Components	82,69,149	13,434.06	2.40%	
INE854D01024	United Spirits Limited	Beverages	8,73,895	13,362.73	2.39%	
INE765G01017	ICICI Lombard General Insurance Company Limited	Insurance	7,04,804	13,122.39	2.35%	
INE176B01034	Havells India Limited	Consumer Durables	7,49,249	12,872.10	2.30%	
INE758T01015	Zomato Limited	Retailing	43,17,083	12,077.47	2.16%	
INE117A01022	ABB India Limited	Electrical Equipment	1,55,163	11,515.03	2.06%	
INE070A01015	Shree Cement Limited	Cement & Cement Products	39,856	10,393.03	1.86%	
INE749A01030	Jindal Steel & Power Limited	Ferrous Metals	11,24,146	10,189.82	1.82%	
INE476A01022	Canara Bank	Banks	99,75,755	10,176.27	1.82%	
INE257A01026	Bharat Heavy Electricals Limited	Electrical Equipment	38,03,362	9,549.86	1.71%	
INE079A01024	Ambuja Cements Limited	Cement & Cement Products	17,86,768	9,496.67	1.70%	
INE016A01026	Dabur India Limited	Personal Products	17,47,804	9,213.55	1.65%	
INE160A01022	Punjab National Bank	Banks	87,72,470	9,202.32	1.65%	
INE685A01028	Torrent Pharmaceuticals Limited	Pharmaceuticals & Biotechnology	2,73,554	9,093.48	1.63%	
INE323A01026	Bosch Limited	Auto Components	25,656	8,970.93	1.61%	
INE726G01019	ICICI Prudential Life Insurance Company Limited	Insurance	11,49,325	8,041.25	1.44%	
INE758E01017	Jio Financial Services Limited	Finance	22,73,528	7,465.13	1.34%	
INE335Y01020	Indian Railway Catering And Tourism Corporation Limited	Leisure Services	8,92,574	7,282.96	1.30%	
INE010B01027	Zybus Lifesciences Limited	Pharmaceuticals & Biotechnology	7,40,573	7,153.56	1.28%	
INE200M01039	Varun Beverages Limited	Beverages	8,36,204	5,194.50	0.93%	
INE192R01011	Avenue Supermarts Limited	Retailing	1,02,489	3,801.93	0.68%	
INE814H01011	Adani Power Limited	Power	6,05,077	3,356.97	0.60%	
INE364U01010	Adani Green Energy Limited	Power	2,49,625	3,304.79	0.59%	
INE118A01012	Bajaj Holdings & Investment Limited	Finance	29,967	3,137.02	0.56%	
INE121E01018	JSW Energy Limited	Power	3,69,461	2,418.68	0.43%	
INE670K01029	Macrotech Developers Limited	Realty	1,92,511	2,412.55	0.43%	
INE931S01010	Adani Energy Solutions Limited	Power	2,53,324	2,129.19	0.38%	
INE053F01010	Indian Railway Finance Corporation Limited	Finance	12,36,815	1,847.06	0.33%	
INE848E01016	NHPC Limited	Power	21,79,977	1,775.37	0.32%	
INE692A01016	Union Bank of India	Banks	13,37,343	1,626.48	0.29%	
INE399L01023	Adani Total Gas Limited	Gas	1,91,870	1,558.66	0.28%	
INE0J1Y01017	Life Insurance Corporation Of India	Insurance	1,53,650	1,514.22	0.27%	
	Subtotal			5,58,341.66	99.93%	
	(b) UNLISTED			NIL	NIL	NIL
	Subtotal			NIL	NIL	NIL
	Total			5,58,341.66	99.93%	
	Money Market Instruments					
	Triparty Repo/ Reverse Repo Instrument					
	Triparty Repo			448.92	0.08%	
	Total			448.92	0.08%	
	OTHERS					
	Cash Margin - CCIL			2.07	\$0.00%	
	Total			2.07	0.00%	
	Net Current Assets			(155.08)	-0.01%	
	GRAND TOTAL			5,58,637.57	100.00%	

\$ Less Than 0.01% of NAV

Details of the Equity shares have been lent under Securities Lending and Borrowing as follows:-

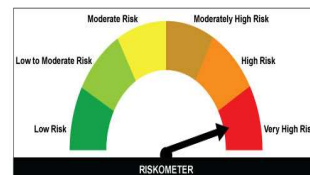
Name of the Instrument	Quantity
Shree Cement Limited	10,107

SCHEME RISK-O-METER



The risk of the scheme is Very High

BENCHMARK NAME - NIFTY NEXT 50 TRI
BENCHMARK RISK-O-METER



The risk of the benchmark is Very High

Monthly Portfolio Statement as on November 30,2024

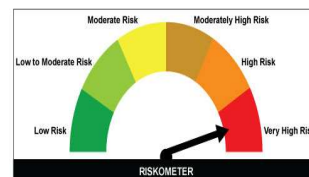
ISIN	Name of the Instrument	Industry / Rating	Quantity	Market/Fair Value (Rs. in Lacs)	% to NAV	YIELD
Equity & Equity related						
(a) Listed / awaiting listing on Stock Exchanges						
INE062A01020	State Bank of India	Banks	1,09,88,225	92,185.71	33.83%	
INE028A01039	Bank of Baroda	Banks	1,77,11,690	43,641.60	16.02%	
INE476A01022	Canara Bank	Banks	3,20,09,491	32,652.88	11.98%	
INE160A01022	Punjab National Bank	Banks	2,86,91,575	30,097.46	11.05%	
INE692A01016	Union Bank of India	Banks	1,86,99,620	22,742.48	8.35%	
INE562A01011	Indian Bank	Banks	34,19,903	19,640.50	7.21%	
INE084A01016	Bank of India	Banks	1,17,59,728	12,994.50	4.77%	
INE457A01014	Bank of Maharashtra	Banks	1,52,25,373	8,683.03	3.19%	
INE565A01014	Indian Overseas Bank	Banks	66,38,633	3,573.58	1.31%	
INE483A01010	Central Bank of India	Banks	58,27,438	3,258.70	1.20%	
INE691A01018	UCO Bank	Banks	53,47,606	2,378.62	0.87%	
INE608A01012	Punjab & Sind Bank	Banks	11,52,152	576.31	0.21%	
Subtotal				2,72,425.37	99.99%	
(b) UNLISTED						
Subtotal				NIL	NIL	NIL
Total				2,72,425.37	99.99%	
Money Market Instruments						
Triparty Repo/ Reverse Repo Instrument						
Triparty Repo				7,575.96	2.78%	
Total				7,575.96	2.78%	
OTHERS						
Cash Margin - CCIL				107.96	0.04%	
Total				107.96	0.04%	
Net Current Assets				(7,623.99)	-2.81%	
GRAND TOTAL				2,72,485.30	100.00%	

SCHEME RISK-O-METER



The risk of the scheme is Very High

**BENCHMARK NAME - NIFTY PSU BANK TRI
BENCHMARK RISK-O-METER**



The risk of the benchmark is Very High

Monthly Portfolio Statement as on November 30,2024

ISIN	Name of the Instrument	Industry / Rating	Quantity	Market/Fair Value (Rs. in Lacs)	% to NAV	YIELD
	Gold					
	GOLD 995 1KG BAR		19,568	14,96,297.85	98.53%	
	Total			14,96,297.85	98.53%	
	Money Market Instruments					
	Triparty Repo/ Reverse Repo Instrument					
	Triparty Repo			606.40	0.04%	
	Total			606.40	0.04%	
	OTHERS					
	Cash Margin - CCIL			1.30	0.00%	
	Total			1.30	0.00%	
	Net Current Assets			21,663.62	1.43%	
	GRAND TOTAL			15,18,569.17	100.00%	

₹ Less Than 0.01% of NAV

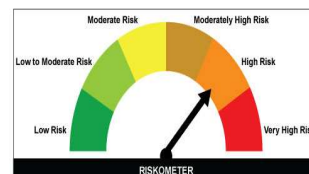
Aggregate value of investments made by other schemes of Nippon India Mutual Fund are amounting to Rs 48426.05 Lacs.

SCHEME RISK-O-METER



The risk of the scheme is High

**BENCHMARK NAME - DOMESTIC PRICE OF GOLD
BENCHMARK RISK-O-METER**



The risk of the benchmark is High

Monthly Portfolio Statement as on November 30,2024

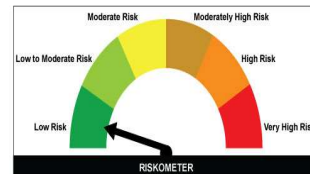
ISIN	Name of the Instrument	Industry / Rating	Quantity	Market/Fair Value (Rs. in Lacs)	% to NAV	YIELD
	Money Market Instruments					
	Triparty Repo/ Reverse Repo Instrument					
	Triparty Repo			12,85,040.79	100.13%	
	Total			12,85,040.79	100.13%	
	OTHERS					
	Cash Margin - CCIL			451.73	0.04%	
	Total			451.73	0.04%	
	Net Current Assets			(2,175.77)	-0.17%	
	GRAND TOTAL			12,83,316.75	100.00%	

SCHEME RISK-O-METER



The risk of the scheme is Low

**BENCHMARK NAME - NIFTY 1D RATE INDEX
BENCHMARK RISK-O-METER**



The risk of the benchmark is Low

Monthly Portfolio Statement as on November 30,2024

ISIN	Name of the Instrument	Industry / Rating	Quantity	Market/Fair Value (Rs. in Lacs)	% to NAV	YIELD
Equity & Equity related						
(a) Listed / awaiting listing on Stock Exchanges						
INE040A01034	HDFC Bank Limited	Banks	1,22,38,358	2,19,807.03	29.37%	
INE090A01021	ICICI Bank Limited	Banks	1,41,12,226	1,83,473.05	24.52%	
INE062A01020	State Bank of India	Banks	91,28,382	76,582.56	10.23%	
INE237A01028	Kotak Mahindra Bank Limited	Banks	38,14,518	67,335.78	9.00%	
INE238A01034	Axis Bank Limited	Banks	57,09,098	64,872.48	8.67%	
INE095A01012	IndusInd Bank Limited	Banks	29,62,183	29,498.90	3.94%	
INE171A01029	The Federal Bank Limited	Banks	1,09,67,677	23,117.67	3.09%	
INE028A01039	Bank of Baroda	Banks	83,54,370	20,585.17	2.75%	
INE092T01019	IDFC First Bank Limited	Banks	2,95,06,293	18,907.63	2.53%	
INE476A01022	Canara Bank	Banks	1,50,98,805	15,402.29	2.06%	
INE949L01017	AU Small Finance Bank Limited	Banks	25,09,787	14,640.84	1.96%	
INE160A01022	Punjab National Bank	Banks	1,32,77,576	13,928.18	1.86%	
Subtotal				7,48,151.58	99.98%	
(b) UNLISTED						
Subtotal				NIL	NIL	NIL
Total				NIL	NIL	NIL
Total				7,48,151.58	99.98%	
Money Market Instruments						
Triparty Repo/ Reverse Repo Instrument						
Triparty Repo				433.46	0.06%	
Total				433.46	0.06%	
OTHERS						
Cash Margin - CCIL				0.27	\$0.00%	
Total				0.27	0.00%	
Net Current Assets				(219.26)	-0.04%	
GRAND TOTAL				7,48,366.05	100.00%	

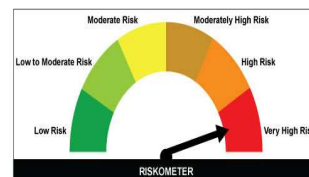
§ Less Than 0.01% of NAV

SCHEME RISK-O-METER



The risk of the scheme is Very High

**BENCHMARK NAME - NIFTY BANK TRI
BENCHMARK RISK-O-METER**



The risk of the benchmark is Very High

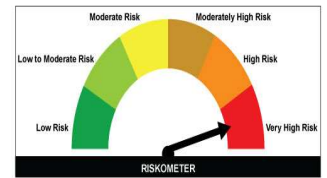
Monthly Portfolio Statement as on November 30,2024

ISIN	Name of the Instrument	Industry / Rating	Quantity	Market/Fair Value (Rs. in Lacs)	% to NAV	YIELD
	Equity & Equity related					
	(a) Listed / awaiting listing on Stock Exchanges					
INE467B01029	Tata Consultancy Services Limited	IT - Software	12,820	547.52	18.98%	
INE030A01027	Hindustan Unilever Limited	Diversified FMCG	11,169	278.79	9.66%	
INE860A01027	HCL Technologies Limited	IT - Software	13,247	244.81	8.49%	
INE044A01036	Sun Pharmaceutical Industries Limited	Pharmaceuticals & Biotechnology	13,534	241.03	8.35%	
INE849A01020	Trent Limited	Retailing	2,782	189.05	6.55%	
INE481G01011	UltraTech Cement Limited	Cement & Cement Products	1,433	160.53	5.56%	
INE021A01026	Asian Paints Limited	Consumer Durables	5,678	140.79	4.88%	
INE689C01036	Tech Mahindra Limited	IT - Software	7,952	136.16	4.72%	
INE213A01029	Oil & Natural Gas Corporation Limited	Oil	48,640	124.86	4.33%	
INE522F01014	Coal India Limited	Consumable Fuels	28,442	118.43	4.11%	
INE059A01026	Cipla Limited	Pharmaceuticals & Biotechnology	6,886	105.62	3.66%	
INE239A01024	Nestle India Limited	Food Products	4,482	100.16	3.47%	
INE089A01031	Dr. Reddy's Laboratories Limited	Pharmaceuticals & Biotechnology	7,650	91.98	3.19%	
INE437A01024	Apollo Hospitals Enterprise Limited	Healthcare Services	1,271	86.80	3.01%	
INE192A01025	Tata Consumer Products Limited	Agricultural Food & other Products	8,155	78.18	2.71%	
INE158A01026	Hero MotoCorp Limited	Automobiles	1,620	77.14	2.67%	
INE216A01030	Britannia Industries Limited	Food Products	1,481	73.18	2.54%	
INE029A01011	Bharat Petroleum Corporation Limited	Petroleum Products	24,274	70.90	2.46%	
	Subtotal			2,865.93	99.34%	
	(b) UNLISTED			NIL	NIL	NIL
	Subtotal			NIL	NIL	NIL
	Total			2,865.93	99.34%	
	Net Current Assets			19.00	0.66%	
	GRAND TOTAL			2,884.93	100.00%	

SCHEME RISK-O-METER



The risk of the scheme is Very High

BENCHMARK NAME - NIFTY 50 SHARIAH TRI
BENCHMARK RISK-O-METER

The risk of the benchmark is Very High

Monthly Portfolio Statement as on November 30, 2024

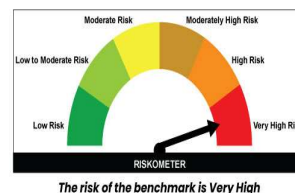
ISIN	Name of the Instrument	Industry / Rating	Quantity	Market/Fair Value (Rs. in Lacs)	% to NAV	YIELD
	Equity & Equity related					
	(a) Listed Foreign Securities/Overseas ETFs					
KYG596691041	Melluar	Restaurants	3,22,945	5,917.22	8.32%	
GB0005405286	HSBC HOLDINGS PLC	Diversified Banks	6,98,423	5,499.59	7.73%	
KYG875721634	Tencent Holdings Ltd	Interactive Media & Services	1,25,492	5,424.67	7.63%	
KYG017191142	Alibaba Group Holding Limited	Broadline Retail	5,92,532	5,383.34	7.57%	
HK0000069689	AIA Group Ltd	Life & Health Insurance	6,15,148	3,885.11	5.46%	
CNE1000002H1	China Construct BK-H	Diversified Banks	59,41,908	3,775.34	5.31%	
KYG9830T1067	Xiaomi Corporation	Technology Hardware, Storage & Peripherals	9,61,414	2,897.66	4.07%	
HK0941009539	China Mobile Ltd	Wireless Telecommunication Services	3,38,479	2,657.93	3.74%	
CNE1000003G1	Industrial and Commercial Bank of China Ltd	Diversified Banks	42,90,165	2,124.77	2.99%	
HK0388045442	Hong Kong Exchanges and Clearing Ltd	Financial Exchanges & Data	66,130	2,081.47	2.93%	
CNE1000001Z5	Bank Of China Ltd	Diversified Banks	45,92,725	1,800.74	2.53%	
CNE1000003X6	Ping An Insurance Group Co Of China Ltd	Life & Health Insurance	3,68,098	1,791.08	2.52%	
HK0883013259	Cnooc Ltd	Oil & Gas Exploration & Production	8,56,845	1,591.37	2.24%	
CNE100000296	BYD Company Limited - H shares	Automobile Manufacturers	57,339	1,579.33	2.22%	
KYG8208B1014	JD.com Inc	Broadline Retail	87,398	1,365.00	1.92%	
HK0669013440	Teclonic Industries Co Ltd.	Industrial Machinery & Supplies & Components	85,629	1,019.31	1.43%	
CNE1000002M1	China Merchants Bank Co. Ltd. - H Shares	Diversified Banks	2,14,291	820.42	1.15%	
HK0002007356	CLP Holdings Ltd	Electric Utilities	1,11,068	787.73	1.11%	
KYG5479M1050	Li Auto Inc	Automobile Manufacturers	75,702	749.03	1.05%	
CNE1000003W8	Petrochina Company Ltd	Integrated Oil & Gas	11,58,754	693.45	0.98%	
CNE1000002L3	China Life Insurance Co Ltd	Life & Health Insurance	4,08,654	653.34	0.92%	
KYG8020E1199	Semiconductor Manufacturing International Corp	Semiconductors	2,30,042	649.61	0.91%	
KYG040111059	Anta Sports Products Limited	Apparel, Accessories and Luxury Goods	77,707	649.02	0.91%	
CNE1000002R0	China Shenhua - H	Coal & Consumable Fuels	1,85,567	648.98	0.91%	
KYG217651051	CK Hutchison Holdings Limited	Industrial Conglomerates	1,47,235	647.65	0.91%	
CNE1000002Q2	China Petroleum -H-	Integrated Oil & Gas	13,38,837	604.92	0.85%	
HK0016000132	Sun Hung Kai Properties	Diversified Real Estate Activities	71,635	601.03	0.85%	
KYG6427A1022	Netease Inc	Interactive Home Entertainment	37,912	553.41	0.78%	
HK2388011192	BOC Hong Kong Holdings Ltd	Diversified Banks	2,03,163	527.37	0.74%	
KYG9066F1019	Trip.com Group Ltd	Hotels, Resorts & Cruise Lines	9,395	518.87	0.73%	
HK0823032773	Link REIT NPV	Retail REITs	1,40,322	515.89	0.73%	
CNE100000502	Zijin Mining Group Co Ltd	Gold	3,12,438	506.98	0.71%	
KYG3777B1032	Geely Auto	Automobile Manufacturers	3,31,533	499.07	0.70%	
HK0027032686	Galaxy Entertainment Group Ltd	Casinos & Gaming	120,050	450.49	0.63%	
KYG2108Y1052	China Resources Land Ltd	Real Estate Development	1,76,276	440.35	0.62%	
HK0992009065	Lenovo Group Ltd	Technology Hardware, Storage & Peripherals	4,42,771	438.10	0.62%	
HK0006000050	Power Assets Holdings Ltd	Electric Utilities	76,144	421.77	0.59%	
HK0011000095	Hang Seng Bank	Diversified Banks	41,629	418.00	0.59%	
CNE100004272	Nongfu Spring Co., Limited	Soft Drinks & Non-alcoholic Beverages	1,10,564	397.48	0.56%	
HK0003000038	The Hong Kong China Gas Company Limited	Gas Utilities	6,14,948	394.06	0.55%	
CNE1000048K8	Haier Smart Home Co Ltd	Household Appliances	1,33,368	383.13	0.54%	
HK0267001375	Citic Ltd	Industrial Conglomerates	3,99,360	374.33	0.53%	
KYG2177B1014	CK Asset Holdings Limited	Real Estate Development	1,05,979	366.03	0.51%	
KYG070341048	Baidu Inc	Interactive Media & Services	38,811	342.70	0.48%	
KYG970081173	WuXi Biologics (Cayman) Inc.	Life Sciences Tools & Services	2,05,361	334.57	0.47%	
KYG210961051	China Mengniu Dairy Co	Packaged Foods & Meats	1,72,859	318.79	0.45%	
KYG960071028	WH Group Limited	Packaged Foods & Meats	4,57,945	306.88	0.43%	
HK0688002218	China Overseas Land & Investment Ltd	Real Estate Development	2,10,391	304.83	0.43%	
HK0066009694	MTR Corp Limited	Rail Transportation	1,02,514	303.41	0.43%	
KYG8087W1015	Shenzhen International Group Holdings Ltd	Apparel, Accessories and Luxury Goods	45,385	293.29	0.41%	
KYG8586D1097	Sunny Optical Tech	Electronic Components	42,160	288.25	0.41%	
KYG7800X1079	Sands China Ltd	Casinos & Gaming	1,33,290	287.22	0.40%	
HK0291001490	China Resources Beer (Holdings) Company Limited	Brewers	89,012	253.29	0.36%	
HK1093012172	CSPC Pharmaceutical Group Limited	Pharmaceuticals	4,57,394	251.87	0.35%	
KYG3066L1014	ENN Energy Holdings Limited	Gas Utilities	43,473	246.71	0.35%	
HK0000049939	China Unicom Hong Kong Ltd	Integrated Telecommunication Services	3,36,059	236.52	0.33%	
KYG5496K1242	Li Ning Company Limited	Apparel, Accessories and Luxury Goods	1,27,678	221.32	0.31%	
HK0012000102	Henderson Land Development Co Limited	Real Estate Development	79,850	211.61	0.30%	
KYG9593A1040	Wharf Real Estate Investment Company Ltd	Real Estate Operating Companies	91,678	207.61	0.29%	
HK0836012952	China Resources Power Holdings Co Limited	Independent Power Producers & Energy Traders	1,05,678	204.08	0.29%	
BMG2178K1009	CK Infrastructure Holdings Ltd	Electric Utilities	34,655	201.75	0.28%	
KYG8167W1380	Sino Biopharmaceutical Ltd	Pharmaceuticals	5,67,693	200.39	0.28%	
KYG211501005	China Hongqiao Group Limited	Aluminum	1,56,309	192.19	0.27%	
KYG5074A1004	JD Health International Inc	Drug Retail	61,313	188.79	0.27%	
KYG4290A1013	Haidilao International Holding Ltd	Restaurants	1,07,225	180.74	0.25%	
HK0285041858	BYD Electronic International Co Ltd	Communications Equipment	43,329	162.59	0.23%	
CNE100000FN7	Sinopharm Group Co Ltd	Health Care Distributors	73,675	162.44	0.23%	
BMG0171K1018	Alibaba Health Information Technology Ltd	Drug Retail	3,53,570	140.17	0.20%	
KYG549581067	Hansoh Pharmaceutical Group Company Limited	Pharmaceuticals	65,181	136.63	0.19%	
KYG5635P1090	Longfor Group Holdings Ltd	Real Estate Development	1,11,472	132.21	0.19%	
KYG2122G1064	China Resources Mix Lifestyle Services Limited	Real Estate Operating Companies	37,633	119.56	0.17%	
KYG8878S1030	Tingyi (Cayman Islands) Holdings Corp	Packaged Foods & Meats	1,08,344	114.73	0.16%	
KYG9828G1082	Xinyi Glass Holdings Ltd	Building Products	1,16,017	102.19	0.14%	
KYG9829N1025	Xinyi Solar Holdings Limited	Semiconductor Materials & Equipment	2,69,094	100.54	0.14%	
CNE100003F19	WuXi AppTec Co.Limited	Life Sciences Tools & Services	19,083	97.52	0.14%	
KYG4402L1510	Hengan International Group Co Ltd	Personal Care Products	38,369	92.72	0.13%	
KYG1674K1013	Budweiser Brewing Company APAC Limited	Brewers	1,09,168	87.74	0.12%	
KYG211461085	Chow Tai Fook Jewellery Group Limited	Other Specialty Retail	1,09,659	84.92	0.12%	
BMG677491539	Orient Overseas (International) Limited	Marine Transportation	7,310	78.92	0.11%	
KYG9894K1085	Zhongsheng Group Holdings Limited	Automotive Retail	45,929	76.42	0.11%	
HK0101000591	Hang Lung Properties Ltd	Real Estate Operating Companies	1,03,576	70.98	0.10%	
HK0000608585	New World Development	Diversified Real Estate Activities	76,096	53.14	0.07%	
	Subtotal			70,894.67	99.68%	
	(b) UNLISTED			NIL		NIL
	Subtotal			NIL		NIL
	Total			70,894.67	99.68%	
	Money Market Instruments					
	Triparty Repo/ Reverse Repo Instrument					
	Triparty Repo			179.30	0.25%	
	Total			179.30	0.25%	
	OTHERS					
	Cash Margin - CCIL			0.30	\$0.00%	
	Total			0.30	0.00%	
	Net Current Assets			47.43	0.07%	
	GRAND TOTAL			71,121.70	100.00%	

\$ Less Than 0.01% of NAV

SCHEME RISK-O-METER



BENCHMARK NAME - HANG SENG TRI
BENCHMARK RISK-O-METER



Monthly Portfolio Statement as on November 30,2024

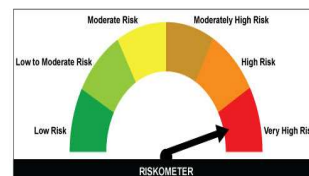
ISIN	Name of the Instrument	Industry / Rating	Quantity	Market/Fair Value (Rs. in Lacs)	% to NAV	YIELD
Equity & Equity related						
(a) Listed / awaiting listing on Stock Exchanges						
INE002A01018	Reliance Industries Limited	Petroleum Products	2,41,876	3,125.52	19.02%	
INE018A01030	Larsen & Toubro Limited	Construction	60,400	2,249.78	13.69%	
INE397D01024	Bharti Airtel Limited	Telecom - Services	1,37,535	2,237.90	13.62%	
INE733E01010	NTPC Limited	Power	2,43,037	883.80	5.38%	
INE752E01010	Power Grid Corporation of India Limited	Power	2,32,501	765.86	4.66%	
INE481G01011	UltraTech Cement Limited	Cement & Cement Products	5,835	653.65	3.98%	
INE213A01029	Oil & Natural Gas Corporation Limited	Oil	1,99,094	511.07	3.11%	
INE047A01021	Grasim Industries Limited	Cement & Cement Products	19,066	496.91	3.02%	
INE742F01042	Adani Ports and Special Economic Zone Limited	Transport Infrastructure	37,814	450.01	2.74%	
INE646L01027	InterGlobe Aviation Limited	Transport Services	8,845	387.31	2.36%	
INE245A01021	Tata Power Company Limited	Power	86,624	358.75	2.18%	
INE053A01029	The Indian Hotels Company Limited	Leisure Services	44,964	358.72	2.17%	
INE437A01024	Apollo Hospitals Enterprise Limited	Healthcare Services	5,170	353.05	2.15%	
INE003A01024	Siemens Limited	Electrical Equipment	4,502	340.39	2.07%	
INE029A01011	Bharat Petroleum Corporation Limited	Petroleum Products	99,329	290.14	1.77%	
INE129A01019	GAIL (India) Limited	Gas	1,38,601	276.45	1.68%	
INE271C01023	DLF Limited	Realty	32,862	270.44	1.65%	
INE242A01010	Indian Oil Corporation Limited	Petroleum Products	1,92,259	266.53	1.62%	
INE298A01020	Cummins India Limited	Industrial Products	6,923	241.18	1.47%	
INE775A01035	Samvardhana Motherson International Limited	Auto Components	1,43,229	232.69	1.42%	
INE121J01017	Indus Towers Limited	Telecom - Services	63,684	222.48	1.35%	
INE094A01015	Hindustan Petroleum Corporation Limited	Petroleum Products	49,214	188.54	1.15%	
INE070A01015	Shree Cement Limited	Cement & Cement Products	671	174.97	1.06%	
INE465A01025	Bharat Forge Limited	Auto Components	13,049	173.85	1.06%	
INE208A01029	Ashok Leyland Limited	Agricultural, Commercial & Construction Vehicles	73,426	170.41	1.04%	
INE079A01024	Ambuja Cements Limited	Cement & Cement Products	30,929	164.39	1.00%	
INE484J01027	Godrej Properties Limited	Realty	5,903	163.88	1.00%	
INE883A01011	MRF Limited	Auto Components	119	149.05	0.91%	
INE335Y01020	Indian Railway Catering And Tourism Corporation Limited	Leisure Services	15,431	125.91	0.77%	
INE111A01025	Container Corporation of India Limited	Transport Services	14,102	116.81	0.71%	
	Subtotal			16,398.44	99.81%	
	(b) UNLISTED			NIL	NIL	NIL
	Subtotal			NIL	NIL	NIL
	Total			16,398.44	99.81%	
	Money Market Instruments					
	Triparty Repo/ Reverse Repo Instrument					
	Triparty Repo			37.09	0.23%	
	Total			37.09	0.23%	
	OTHERS					
	Cash Margin - CCIL			0.02	\$0.00%	
	Total			0.02	0.00%	
	Net Current Assets			(5.57)	-0.04%	
	GRAND TOTAL			16,429.98	100.00%	

\$ Less Than 0.01% of NAV

SCHEME RISK-O-METER



**BENCHMARK NAME - NIFTY INFRASTRUCTURE TRI
BENCHMARK RISK-O-METER**

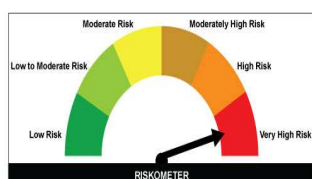


Monthly Portfolio Statement as on November 30,2024

ISIN	Name of the Instrument	Industry / Rating	Quantity	Market/Fair Value (Rs. in Lacs)	% to NAV	YIELD
Equity & Equity related						
(a) Listed / awaiting listing on Stock Exchanges						
INE752E01010	Power Grid Corporation of India Limited	Power	24,43,65,324	8,04,939.38	20.31%	
INE733E01010	NTPC Limited	Power	20,38,24,655	7,41,208.36	18.70%	
INE263A01024	Bharat Electronics Limited	Aerospace & Defense	21,79,58,587	6,71,312.45	16.94%	
INE213A01029	Oil & Natural Gas Corporation Limited	Oil	23,64,03,524	6,06,847.85	15.31%	
INE522F01014	Coal India Limited	Consumable Fuels	13,82,22,887	5,75,560.10	14.52%	
INE274J01014	Oil India Limited	Oil	3,31,88,504	1,62,822.80	4.11%	
INE848E01016	NHPC Limited	Power	19,16,72,023	1,56,097.70	3.94%	
INE704P01025	Cochin Shipyard Limited	Industrial Manufacturing	43,56,425	68,713.89	1.73%	
INE095N01031	NBCC (India) Limited	Construction	6,30,09,200	62,517.73	1.58%	
INE589A01014	NLC India Limited	Power	1,98,53,907	51,391.84	1.30%	
INE002L01015	SJVN Limited	Power	4,35,28,185	50,009.53	1.26%	
Subtotal				39,51,421.63	99.70%	
(b) UNLISTED						
Subtotal				NIL	NIL	NIL
Total				NIL	NIL	NIL
Money Market Instruments						
Triparty Repo/ Reverse Repo Instrument						
Triparty Repo				15,205.20	0.38%	
Total				15,205.20	0.38%	
OTHERS						
Cash Margin - CCIL				2.30	\$0.00%	
Total				2.30	0.00%	
Net Current Assets				(3,358.67)	-0.08%	
GRAND TOTAL				39,63,270.46	100.00%	

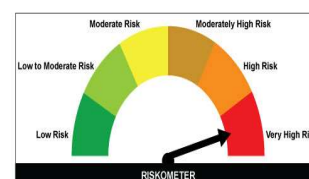
§ Less Than 0.01% of NAV

SCHEME RISK-O-METER



The risk of the scheme is Very High

**BENCHMARK NAME - NIFTY CPSE TRI
BENCHMARK RISK-O-METER**

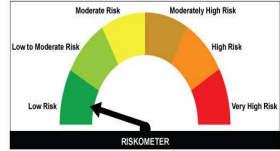


The risk of the benchmark is Very High

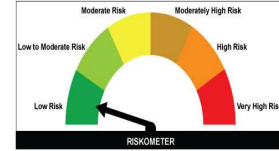
Monthly Portfolio Statement as on November 30,2024

ISIN	Name of the Instrument	Industry / Rating	Quantity	Market/Fair Value (Rs. in Lacs)	% to NAV	YIELD
Money Market Instruments						
Treasury Bill						
IN002024Y100	182 Days Tbill		1,45,00,000	14,489.56	1.72%	6.57%
IN002024X250	91 Days Tbill		1,00,00,000	9,980.20	1.18%	6.58%
IN002024Y118	182 Days Tbill		90,00,000	8,962.18	1.06%	6.58%
IN002024X243	91 Days Tbill		50,00,000	4,996.40	0.59%	6.57%
Triparty Repo/ Reverse Repo Instrument						
Reverse Repo						
Triparty Repo						
Corporate Bond Repo						
6.75% Corporate Bond Repo (MD 02-12-2024)						
6.76% Corporate Bond Repo (MD 02-12-2024)						
6.80% Corporate Bond Repo (MD 02-12-2024)						
Total				8,41,244.99	99.68%	
OTHERS						
Cash Margin - CCIL						
Total				2,704.39	0.32%	
Net Current Assets				(45.33)	0.00%	
GRAND TOTAL				8,43,904.05	100.00%	

SCHEME RISK-O-METER



BENCHMARK NAME - CRISIL LIQUID OVERNIGHT INDEX
BENCHMARK RISK-O-METER



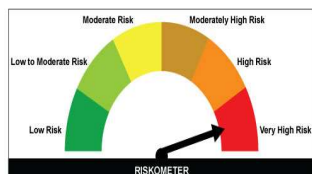
ISIN	Name of the Instrument	Industry/ Rating	Quantity	Market/Fair Value (Rs. in Lacs)	% to NAV	YIELD
INE049H1021	Equity & Equity related (a) Listed / awaiting listing on Stock Exchanges					
INE207H1010	Suion Energy Limited	Electrical Equipment	60,70,284	4,200.04	2.24%	
INE030A1029	Max Healthcare Institute Limited	Healthcare Services	41,91,917	4,094.54	2.18%	
INE118H10125	The Indian Hotels Company Limited	Luxury Services	493,387	3,914.29	2.09%	
INE264H1021	ROSE Limited	Capital Markets	7,36,334	3,650.37	1.95%	
INE177H1026	Pfizer Limited	Pharmaceuticals (Fintech)	17,28,288	3,376.69	1.80%	
INE091G1017	Dixon Technologies (India) Limited	Consumer Durables	21,24,488	3,389.76	1.79%	
INE174H1029	Colgate Limited	IT - Software	37,354	3,244.51	1.73%	
INE298A1020	The Federal Bank Limited	Banks	13,76,976	2,920.29	1.55%	
INE004H1027	Lucan Limited	Pharmaceuticals & Biotechnology	1,35,637	2,791.59	1.48%	
INE298A1020	Cummins India Limited	Industrial Products	76,246	2,656.18	1.42%	
INE004H1027	CG Power and Industrial Solutions Limited	Electrical Equipment	3,56,542	2,632.70	1.40%	
INE121J1017	India Towers Limited	Telecom - Services	6,08,039	2,441.19	1.20%	
INE12701025	HDFC Asset Management Company Limited	Capital Markets	56,909	2,310.60	1.28%	
INE027D1019	IDFC First Bank Limited	Banks	37,64,454	2,373.81	1.27%	
INE298A1020	Coslake Platinive (India) Limited	Personal Products	74,525	2,153.59	1.15%	
INE179A1010	Tube Investments of India Limited	Auto Components	59,874	2,149.81	1.15%	
INE298A1020	Volvo Limited	Consumer Durables	1,28,423	2,129.23	1.14%	
INE298G1035	Yes Bank Limited	Banks	1,05,97,120	2,115.30	1.13%	
INE094A1015	Hindustan Petroleum Corporation Limited	Petroleum Products	54,07,157	2,069.34	1.10%	
INE456A1037	Aurobindo Pharma Limited	Pharmaceuticals & Biotechnology	1,57,355	1,989.76	1.06%	
INE456A1037	Polycab India Limited	Industrial Products	26,548	1,937.45	1.03%	
INE061F1013	Fortis Healthcare Limited	Healthcare Services	2,92,989	1,931.38	1.02%	
INE456A1037	Bharat Forge Limited	Auto Components	1,43,339	1,929.63	1.02%	
INE198A1026	Manico Limited	Agricultural Food & other Products	2,95,875	1,908.25	1.02%	
INE298A1018	Mphasis Limited	IT - Software	82,474	1,888.07	1.01%	
INE206A1029	Ashok Leyland Limited	Agricultural, Commercial & Construction Vehicles	8,05,705	1,889.07	1.00%	
INE03J1030	PI Industries Limited	Fertilizers & Agrochemicals	45,653	1,850.02	0.99%	
INE541A1010	SPI Limited	Chemicals & Petrochemicals	1,84,544	1,840.24	0.99%	
INE49L1017	AU Small Finance Bank Limited	Banks	31,5,087	1,838.06	0.98%	
INE484J1027	Godrej Properties Limited	Realty	65,053	1,805.97	0.96%	
INE211B1039	The Phoenix Mills Limited	Realty	1,73,841	1,784.81	0.93%	
INE282J1020	One 97 Communications Limited	Financial Technology (Fintech)	1,89,875	1,712.20	0.91%	
INE173H1018	Sona BLW Precision Forgings Limited	Auto Components	251,877	1,691.61	0.90%	
INE196A1028	Sundaram Industries Limited	Industrial Products	36,348	1,690.58	0.90%	
INE79C1039	GMR Airports Infrastructure Limited	Transport Infrastructure	20,16,684	1,678.08	0.89%	
INE456A1037	Alkerm Laboratories Limited	Pharmaceuticals & Biotechnology	29,413	1,659.01	0.89%	
INE186A1020	Max Financial Services Limited	Insurance	1,38,869	1,574.71	0.84%	
INE181H1011	Prestige Estates Projects Limited	Realty	94,851	1,565.56	0.83%	
INE091G1017	Oracle Financial Services Software Limited	IT - Software	15,216	1,545.80	0.82%	
INE72C1027	APL Apollo Tubes Limited	Industrial Products	1,01,741	1,542.80	0.82%	
INE761H1022	Pepee Industries Limited	Textiles & Apparel	3,447	1,539.91	0.82%	
INE656A1013	Sundaram Finance Limited	Finance	1,30,305	1,520.10	0.81%	
INE274J1014	Oil India Limited	Oil	3,06,652	1,504.43	0.80%	
INE584A1023	NMDC Limited	Minerals & Mining	647,780	1,490.39	0.79%	
INE434H1029	Solar Industries India Limited	Chemicals & Petrochemicals	1,3,664	1,459.48	0.78%	
INE883A1011	MRF Limited	Auto Components	1,154	1,445.40	0.77%	
INE13H1021	Torant Power Limited	Power	94,012	1,429.24	0.76%	
INE247D1014	Penrote LNG Limited	Gas	1,421,491	1,403.99	0.75%	
INE150G1027	Rajil Vikas Nigam Limited	Construction	31,974	1,391.56	0.74%	
INE197F10120	Rubiat Foodworks Limited	Luxury Services	214,447	1,383.51	0.73%	
INE178B1027	NEI Industries Limited	Industrial Products	31,686	1,382.70	0.73%	
INE343H1028	Marudhi Pharma Limited	Pharmaceuticals & Biotechnology	53,093	1,339.82	0.73%	
INE240A1036	LPL Limited	Fertilizers & Agrochemicals	2,30,388	1,339.22	0.72%	
INE93B1010	Oboro Realty Limited	Realty	66,192	1,328.71	0.71%	
INE38V1029	FSN E-Commerce Ventures Limited	Retailing	765,323	1,316.81	0.70%	
INE07H1012	Tata Dairi Limited	IT - Software	1,30,494	1,300.40	0.69%	
INE11A1025	Container Corporation of India Limited	Transport Services	1,54,874	1,282.90	0.68%	
INE03R1014	Kalyan Jewellers India Limited	Consumer Durables	175,727	1,273.05	0.68%	
INE87D1020	Balrastri Industries Limited	Auto Components	45,190	1,259.36	0.67%	
INE440A1011	KPII Technologies Limited	IT - Software	91,620	1,254.09	0.67%	
INE22G1021	Jindal Stainless Limited	Ferrous Metals	183,372	1,252.80	0.67%	
INE0061046	Ashai Limited	Industrial Products	69,615	1,244.47	0.66%	
INE18E1016	SBI Cards and Payment Services Limited	Finance	1,68,258	1,178.82	0.63%	
INE108A1014	Comarwell International Limited	Industrial & Agrochemicals	65,883	1,178.29	0.63%	
INE17A1038	IPCA Laboratories Limited	Pharmaceuticals & Biotechnology	76,373	1,178.09	0.63%	
INE151A1013	Tata Communications Limited	Telecom - Services	66,031	1,168.91	0.62%	
INE02A1030	Evaas Industries Limited	Auto Components	65,003	1,168.87	0.62%	
INE14G1012	Muthoot Finance Limited	Finance	60,285	1,165.69	0.62%	
INE62A1011	Indian Bank	Banks	1,98,703	1,141.15	0.61%	
INE69E1016	Visitors' India Limited	Telecom - Services	1,32,69,773	1,109.36	0.59%	
INE15A1026	LIC Housing Finance Limited	Finance	1,69,109	1,080.27	0.58%	
INE48E1023	UNO Minda Limited	Auto Components	1,00,523	1,058.79	0.56%	
INE28E1029	Despak Nitro Limited	Chemicals & Petrochemicals	1,05,874	1,058.74	0.56%	
INE23G1014	JK Cement Limited	Cement & Cement Products	23,512	1,005.90	0.54%	
INE18A1035	Thermal Foods Limited	Agricultural Food & other Products	56,480	1,004.54	0.54%	
INE25A1029	Thermax Limited	Electrical Equipment	21,785	899.95	0.53%	
INE09A1019	Tata Chemicals Limited	Chemicals & Petrochemicals	88,058	978.98	0.52%	
INE38R1012	Synapse International Limited	Healthcare Services	1,01,470	954.63	0.51%	
INE43A1022	Apollo Tyres Limited	Auto Components	1,87,144	953.78	0.51%	
INE14A1011	Steel Authority of India Limited	Ferrous Metals	1,82,831	951.91	0.51%	
INE37E1013	Boson Limited	Pharmaceuticals & Biotechnology	2,01,964	920.81	0.49%	
INE12A1034	Carborundum Universal Limited	Industrial Products	62,536	912.49	0.49%	
INE17A1024	Mahindra & Mahindra Financial Services Limited	Finance	3,32,611	900.36	0.49%	
INE09C1011	Guarat Fluorochemicals Limited	Pharmaceuticals & Biotechnology	2,0,361	890.61	0.47%	
INE14B1028	Dehry Limited	Transport Services	2,60,602	875.49	0.47%	
INE12A1025	ACC Limited	Cement & Cement Products	36,297	850.00	0.45%	
INE27A1025	Hindustan Zinc Limited	Non - Ferrous Metals	1,67,602	846.02	0.45%	
INE179A1014	Procter & Gamble Hygiene and Health Care Limited	Personal Products	5,296	841.00	0.45%	
INE68F1025	United Breweries Limited	Beverages	1,07,234	823.72	0.44%	
INE47A1011	Linde India Limited	Chemicals & Petrochemicals	11,833	818.93	0.44%	
INE00R1025	Dalmia Bharati Limited	Cement & Cement Products	44,942	818.10	0.44%	
INE179A1014	L&T Technologies Services Limited	IT - Services	814,420	814.98	0.43%	
INE35A1014	Abbott India Limited	Pharmaceuticals & Biotechnology	2,244	813.40	0.43%	
INE13A1022	Schaeffler India Limited	Auto Components	25,847	811.71	0.43%	
INE24E1012	Masipari Docks Shipbuilders Limited	Industrial Manufacturing	72,255	792.77	0.42%	
INE43A1038	Benger Foods (I) Limited	Consumer Durables	1,60,110	790.46	0.42%	
INE45A1014	Banban Bank Limited	Banks	4,66,831	789.32	0.42%	
INE08V1023	Glen Pharma Limited	Pharmaceuticals & Biotechnology	44,746	777.69	0.41%	
INE74K1013	Aditya Birla Capital Limited	Finance	4,00,182	777.67	0.41%	
INE22G1018	India Renewable Energy Development Agency Limited	Finance	3,76,841	777.23	0.41%	
INE219H1026	AAJ Engineering Limited	Industrial Products	22,085	772.81	0.41%	
INE281B1032	Lloyds Metals And Energy Limited	Ferrous Metals	73,352	762.49	0.41%	
INE54E1032	Emami Limited	Personal Products	1,10,865	758.32	0.40%	
INE08A1016	Bank of India	Banks	6,83,247	754.99	0.40%	
INE07A1025	CRISIL Limited	Finance	13,694	734.55	0.39%	
INE03R1048	Apna Pharma Limited	Pharmaceuticals & Biotechnology	73,663	713.23	0.38%	
INE47D1011	Aditya Birla Fashion and Retail Limited	Retailing	2,20,036	706.05	0.38%	
INE07Y1011	Hitachi Energy India Limited	Electrical Equipment	8,880	704.34	0.38%	
INE38V1029	Sonyam Fasteners Limited	Auto Components	60,324	692.02	0.37%	
INE48V1014	General Insurance Corporation of India	Insurance	1,73,853	694.72	0.37%	
INE23A1013	Trehan India Limited	Industrial Products	20,291	682.47	0.36%	
INE63A1017	Housing & Urban Development Corporation Limited	Finance	2,82,178	673.30	0.36%	
INE42A1014	Escorts Kubota Limited	Agricultural, Commercial & Construction Vehicles	18,907	671.94	0.36%	
INE45A1023	SPI Limited	Industrial Products	13,087	655.17	0.35%	
INE14Z1025	Tata Technologies Limited	IT - Services	69,305	650.43	0.35%	
INE20G1027	Indraprastha Gas Limited	Gas	1,97,206	644.96	0.34%	
INE48E1015	L&T Finance Limited	Finance	4,51,265	642.92	0.34%	
INE70A1025	Cochin Shipyard Limited	Industrial Manufacturing	40,108	632.62	0.34%	
INE0F3B1015	Mohson Sun Wiring India Limited	Auto Components	93,475	610.13	0.33%	
INE171D1026	Bharat Dynamics Limited	Aerospace & Defense	91,827	590.01	0.32%	
INE21G1022	IRB Infrastructure Developers Limited	Construction	11,15,711	595.68	0.32%	
INE11C1022	Pharmawala Pharms Limited	Finance	1,02,895	577.38	0.31%	
INE19A1016	GlenSerrine Pharmaceuticals Limited	Pharmaceuticals & Biotechnology	23,314	569.89	0.30%	
INE75F1011	Star Health And Allied Insurance Company Limited	Insurance	1,20,524	566.16	0.30%	
INE38A1023	Crownlet Norton Limited	Industrial Products	28,072	548.03	0.29%	
INE70A1017	3M India Limited	Diversified	1,957	548.00	0.27%	
INE07A1010	Honeywell Automation India Limited	Industrial Manufacturing	1,251	510.85	0.27%	
INE45A1014	Bank of Maharashtra	Banks	84,859	504.48	0.27%	
INE47A1031	Global Health Limited	Healthcare Services	48,720	502.31	0.27%	
INE07A1018	Tata Investment Corporation Limited	Finance	7,453	495.10	0.26%	
INE09A1031	K.P.R. Mills Limited	Textiles & Apparel	49,541	494.70	0.26%	
INE58A1014	NLC India Limited	Power	1,83,435	474.82	0.25%	
INE13H1021	Endurance Technologies Limited	Auto Components	19,829	465.60	0.25%	
INE04C1030	Guarat Gas Limited	Gas	95,979	459.26	0.25%	
INE88J1026	JSW Infrastructure Ltd	Transport Infrastructure	1,49,313	465.18	0.25%	
INE02D1015	SVM Limited	Power	402,180	462.06	0.25%	
INE343H1021	Bharat Hexacon Limited	Telecom - Services	32,669	459.97	0.24%	
INE34J1019	ZF Commercial Vehicle Control Systems India Limited	Auto Components	3,438	429.19	0.23%	
INE45A1023	Bayer Consumer Health Limited	Fertilizers & Agrochemicals	71,713	408.31	0.22%	
INE23A1035	Godrej Industries Limited	Diversified	36,854	397.02	0.21%	
INE42A1027	Sun TV Network Limited	Entertainment	47,774	362.32	0.19%	
INE18A1015	Fertilizers and Chemicals Travancore Limited	Fertilizers & Agrochemicals	35,025	351.34	0.19%	
INE69H1024	Adani Wilmar Limited	Agricultural Food & other Products	88,886	278.79	0.15%	
INE07V1017	The New India Assurance Company Limited	Insurance	1,35,312	263.06	0.14%	
INE06A1015	IRB Bank Limited	Banks	31,690	259.83	0.14%	
INE37G1021	Metro Brands Limited	Consumer Durables	17,484	192.16	0.12%	
INE65A1014						

Monthly Portfolio Statement as on November 30,2024

ISIN	Name of the Instrument	Industry / Rating	Quantity	Market/Fair Value (Rs. in Lacs)	% to NAV	YIELD
	Money Market Instruments					
	Triparty Repo/ Reverse Repo Instrument					
	Triparty Repo			154.85	0.30%	
	Total			154.85	0.30%	
	Exchange Traded Funds					
INF732E01045	Nippon India ETF Nifty Next 50 Junior BeES		68,25,981	51,534.79	99.82%	
	Total			51,534.79	99.82%	
	OTHERS					
	Cash Margin - CCIL			0.10	\$0.00%	
	Total			0.10	0.00%	
	Net Current Assets			(64.29)	-0.12%	
	GRAND TOTAL			51,625.45	100.00%	

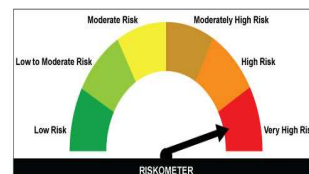
§ Less Than 0.01% of NAV

SCHEME RISK-O-METER



The risk of the scheme is Very High

**BENCHMARK NAME - NIFTY NEXT 50 TRI
BENCHMARK RISK-O-METER**



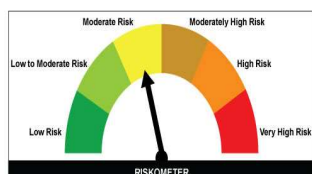
The risk of the benchmark is Very High

Monthly Portfolio Statement as on November 30,2024

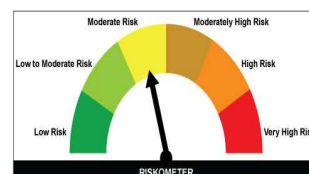
ISIN	Name of the Instrument	Industry / Rating	Quantity	Market/Fair Value (Rs. in Lacs)	% to NAV	YIELD
	Debt Instruments					
	(a) Listed / awaiting listing on Stock Exchange					
	Government Securities					
IN1520190019	8.14% State Government Securities	SOVEREIGN	23,56,500	2,456.49	39.28%	7.11%
IN1520190035	8.17% State Government Securities	SOVEREIGN	15,00,000	1,565.85	25.04%	7.11%
IN3520200137	6.94% State Government Securities	SOVEREIGN	2,50,000	249.27	3.99%	7.14%
IN2220220015	7.11% State Government Securities	SOVEREIGN	2,10,000	210.94	3.37%	7.11%
IN2020180146	8.31% State Government Securities	SOVEREIGN	1,90,000	198.65	3.18%	7.16%
IN2920190021	8.15% State Government Securities	SOVEREIGN	1,81,800	189.41	3.03%	7.14%
IN1520180333	8.14% State Government Securities	SOVEREIGN	1,70,000	177.13	2.83%	7.11%
IN3120180200	8.08% State Government Securities	SOVEREIGN	1,70,000	176.43	2.82%	7.12%
IN1920180206	8.32% State Government Securities	SOVEREIGN	1,67,000	174.96	2.80%	7.13%
IN3420180181	8.39% State Government Securities	SOVEREIGN	1,50,000	157.35	2.52%	7.16%
IN1520180275	8.3% State Government Securities	SOVEREIGN	1,28,600	134.60	2.15%	7.11%
IN3320180174	8.43% State Government Securities	SOVEREIGN	1,00,000	105.13	1.68%	7.14%
IN1920180214	8.16% State Government Securities	SOVEREIGN	62,900	65.54	1.05%	7.13%
IN1920180180	8.34% State Government Securities	SOVEREIGN	50,000	52.40	0.84%	7.13%
IN1920180149	8.19% State Government Securities	SOVEREIGN	50,000	52.09	0.83%	7.13%
IN3720180063	8.31% State Government Securities	SOVEREIGN	40,000	41.78	0.67%	7.19%
IN1020140134	8.5% State Government Securities	SOVEREIGN	30,000	31.42	0.50%	7.33%
IN000329C044	GOI STRIPS (MD 19/03/2029)	SOVEREIGN	36,000	26.99	0.43%	6.93%
IN2920180261	8.36% State Government Securities	SOVEREIGN	22,400	23.43	0.37%	7.15%
IN1420180144	8.36% State Government Securities	SOVEREIGN	15,000	15.71	0.25%	7.17%
IN1920180222	8.06% State Government Securities	SOVEREIGN	15,000	15.58	0.25%	7.12%
IN1720180059	8.43% State Government Securities	SOVEREIGN	10,000	10.50	0.17%	7.16%
IN3320180125	8.22% State Government Securities	SOVEREIGN	10,000	10.42	0.17%	7.14%
IN1020220613	7.54% State Government Securities	SOVEREIGN	10,000	10.19	0.16%	7.13%
IN2920180303	8.32% State Government Securities	SOVEREIGN	8,000	8.37	0.13%	7.14%
	Subtotal			6,160.63	98.51%	
	(b) Privately placed / Unlisted			NIL	NIL	NIL
	Subtotal			NIL	NIL	NIL
	(c) Securitised Debt					
	Subtotal			NIL	NIL	
	Total			6,160.63	98.51%	
	Money Market Instruments					
	Triparty Repo/ Reverse Repo Instrument					
	Triparty Repo			17.98	0.29%	
	Total			17.98	0.29%	
	OTHERS					
	Cash Margin - CCIL			0.04	\$0.00%	
	Total			0.04	0.00%	
	Net Current Assets			74.46	1.20%	
	GRAND TOTAL			6,253.11	100.00%	

§ Less Than 0.01% of NAV

SCHEME RISK-O-METER



**BENCHMARK NAME - CRISIL DYNAMIC GILT INDEX
BENCHMARK RISK-O-METER**



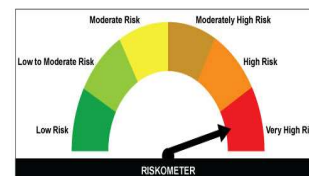
Monthly Portfolio Statement as on November 30, 2024

ISIN	Name of the Instrument	Industry / Rating	Quantity	Market/Fair Value (Rs. in Lacs)	% to NAV	YIELD
	Equity & Equity related					
	(a) Listed / awaiting listing on Stock Exchanges					
INE758T01015	Zomato Limited	Retailing	1,08,692	303.79	6.81%	
INE646L01027	InterGlobe Aviation Limited	Transport Services	3,319	145.10	3.25%	
INE721A01013	Shriram Finance Limited	Finance	4,691	141.57	3.17%	
INE066F01020	Hindustan Aeronautics Limited	Aerospace & Defense	3,158	141.36	3.17%	
INE361B01024	Divi's Laboratories Limited	Pharmaceuticals & Biotechnology	2,148	132.55	2.97%	
INE200M01039	Varun Beverages Limited	Beverages	20,266	125.85	2.82%	
INE205A01025	Vedanta Limited	Diversified Metals	27,033	122.59	2.75%	
INE027H01010	Max Healthcare Institute Limited	Healthcare Services	12,455	121.97	2.73%	
INE134E01011	Power Finance Corporation Limited	Finance	24,483	121.23	2.72%	
INE245A01021	Tata Power Company Limited	Power	28,556	118.24	2.65%	
INE053A01029	The Indian Hotels Company Limited	Leisure Services	14,641	116.19	2.60%	
INE003A01024	Siemens Limited	Electrical Equipment	1,501	113.49	2.54%	
INE020B01018	REC Limited	Finance	20,868	111.11	2.49%	
INE663F01024	Info Edge (India) Limited	Retailing	1,309	108.12	2.42%	
INE262H01021	Persistent Systems Limited	IT - Software	1,774	104.79	2.35%	
INE494B01023	TVS Motor Company Limited	Automobiles	3,925	95.61	2.14%	
INE192R01011	Avenue Supermarts Limited	Retailing	2,523	93.59	2.10%	
INE129A01019	GAIL (India) Limited	Gas	45,454	90.23	2.02%	
INE271C01023	DLF Limited	Realty	10,852	89.29	2.00%	
INE121A01024	Cholamandalam Investment and Finance Company Ltd	Finance	7,085	87.47	1.96%	
INE171A01029	The Federal Bank Limited	Banks	41,294	87.01	1.95%	
INE242A01010	Indian Oil Corporation Limited	Petroleum Products	61,907	85.83	1.92%	
INE326A01037	Lupin Limited	Pharmaceuticals & Biotechnology	4,075	83.55	1.87%	
INE298A01020	Cummins India Limited	Industrial Products	2,290	79.77	1.79%	
INE102D01028	Godrej Consumer Products Limited	Personal Products	6,381	79.36	1.78%	
INE318A01026	Pidilite Industries Limited	Chemicals & Petrochemicals	2,572	78.84	1.77%	
INE028A01039	Bank of Baroda	Banks	31,391	77.33	1.73%	
INE118A01012	Bajaj Holdings & Investment Limited	Finance	731	76.46	1.71%	
INE854D01024	United Spirits Limited	Beverages	4,906	75.06	1.68%	
INE765G01017	ICICI Lombard General Insurance Company Limited	Insurance	3,999	74.55	1.67%	
INE176B01034	Havells India Limited	Consumer Durables	4,229	72.64	1.63%	
INE127D01025	HDFC Asset Management Company Limited	Capital Markets	1,693	71.23	1.60%	
INE092T01019	IDFC First Bank Limited	Banks	1,11,026	71.10	1.59%	
INE259A01022	Colgate Palmolive (India) Limited	Personal Products	2,248	64.96	1.46%	
INE974X01010	Tube Investments of India Limited	Auto Components	1,794	64.37	1.44%	
INE079A01024	Ambuja Cements Limited	Cement & Cement Products	12,044	64.05	1.44%	
INE528G01035	Yes Bank Limited	Banks	3,17,054	63.32	1.42%	
INE070A01015	Shree Cement Limited	Cement & Cement Products	225	58.64	1.31%	
INE196A01026	Marico Limited	Agricultural Food & other Products	8,951	57.79	1.29%	
INE476A01022	Canara Bank	Banks	56,589	57.69	1.29%	
INE465A01025	Bharat Forge Limited	Auto Components	4,317	57.49	1.29%	
INE208A01029	Ashok Leyland Limited	Agricultural, Commercial & Construction Vehicles	24,261	56.29	1.26%	
INE647A01010	SRF Limited	Chemicals & Petrochemicals	2,449	55.44	1.24%	
INE603J01030	PI Industries Limited	Fertilizers & Agrochemicals	1,356	55.13	1.24%	
INE949L01017	AU Small Finance Bank Limited	Banks	9,399	54.81	1.23%	
INE160A01022	Punjab National Bank	Banks	50,128	52.59	1.18%	
INE016A01026	Dabur India Limited	Personal Products	9,862	51.98	1.16%	
INE628A01036	UPL Limited	Fertilizers & Agrochemicals	8,632	47.09	1.06%	
INE702C01027	APL Apollo Tubes Limited	Industrial Products	3,041	46.13	1.03%	
INE335Y01020	Indian Railway Catering And Tourism Corporation Limited	Leisure Services	5,126	41.83	0.94%	
INE628A20010	UPL Limited- Right Share	Fertilizers & Agrochemicals	1,079	2.00	0.04%	
	Subtotal			4,448.47	99.67%	
	(b) UNLISTED			NIL	NIL	NIL
	Subtotal			NIL	NIL	NIL
	Total			4,448.47	99.67%	
	Money Market Instruments					
	Triparty Repo/ Reverse Repo Instrument					
	Triparty Repo			16.29	0.37%	
	Total			16.29	0.37%	
	OTHERS					
	Cash Margin - CCIL			0.01	\$0.00%	
	Total			0.01	0.00%	
	Net Current Assets			(2.09)	-0.04%	
	GRAND TOTAL			4,462.68	100.00%	

\$ Less Than 0.01% of NAV

Aggregate value of investments made by other schemes of Nippon India Mutual Fund are amounting to Rs 2893.31 Lacs.

SCHEME RISK-O-METER

BENCHMARK NAME - BSE SENSEX NEXT 50 TRI
BENCHMARK RISK-O-METER

Monthly Portfolio Statement as on November 30,2024

ISIN	Name of the Instrument	Industry / Rating	Quantity	Market/Fair Value (Rs. in Lacs)	% to NAV	YIELD
Equity & Equity related						
(a) Listed / awaiting listing on Stock Exchanges						
INE009A01021	Infosys Limited	IT - Software	37,02,536	68,787.57	26.19%	
INE467B01029	Tata Consultancy Services Limited	IT - Software	14,41,232	61,552.86	23.43%	
INE860A01027	HCL Technologies Limited	IT - Software	14,89,358	27,524.08	10.48%	
INE669C01036	Tech Mahindra Limited	IT - Software	15,98,678	27,374.16	10.42%	
INE075A01022	Wipro Limited	IT - Software	35,61,969	20,582.84	7.84%	
INE262H01021	Persistent Systems Limited	IT - Software	2,67,447	15,794.48	6.01%	
INE591G01017	Coforge Limited	IT - Software	1,67,024	14,507.45	5.52%	
INE214T01019	LTI Mindtree Limited	IT - Software	2,32,839	14,371.75	5.47%	
INE368A01018	Mphasis Limited	IT - Software	2,84,054	8,449.33	3.22%	
INE010V01017	L&T Technology Services Limited	IT - Services	68,996	3,646.58	1.39%	
Subtotal				2,62,591.10	99.97%	
(b) UNLISTED						
Subtotal				NIL	NIL	NIL
Total				NIL	NIL	NIL
Total				2,62,591.10	99.97%	
Money Market Instruments						
Triparty Repo/ Reverse Repo Instrument						
Triparty Repo				702.22	0.27%	
Total				702.22	0.27%	
OTHERS						
Cash Margin - CCIL				2.26	\$0.00%	
Total				2.26	0.00%	
Net Current Assets				(616.46)	-0.24%	
GRAND TOTAL				2,62,679.12	100.00%	

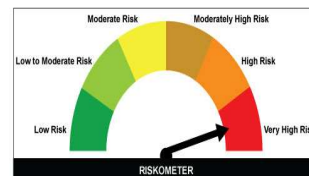
\$ Less Than 0.01% of NAV

SCHEME RISK-O-METER



The risk of the scheme is Very High

**BENCHMARK NAME - NIFTY IT TRI
BENCHMARK RISK-O-METER**



The risk of the benchmark is Very High

ISIN	Name of the Instrument	Industry / Rating	Quantity	Market/Fair Value (Rs. in Lacs)	% to NAV	YIELD
Equity & Equity related						
(a) Listed / awaiting listing on Stock Exchanges						
INE09A01021	ICICI Bank Limited	Banks	11,50,000	14,951.15	3.19%	
INE04A01034	HDPC Bank Limited	Banks	7,00,000	12,572.26	2.68%	
INE09A01021	Infosys Limited	IT - Software	5,10,000	9,472.04	2.02%	
INE397D01024	Bharti Airtel Limited	Telecom - Services	5,00,000	8,135.75	1.74%	
INE02A01018	Reliance Industries Limited	Petroleum Products	8,00,000	7,753.20	1.66%	
INE09A01020	State Bank of India	Banks	9,00,000	7,550.65	1.61%	
INE238A01034	Aus Bank Limited	Banks	5,50,000	6,249.65	1.33%	
INE01A01030	Larsen & Toubro Limited	Construction	1,60,000	5,959.88	1.27%	
INE10A01026	Mahindra & Mahindra Limited	Automobiles	2,00,000	5,932.20	1.27%	
INE73E01010	NTPC Limited	Power	15,00,000	5,454.75	1.16%	
INE49B01029	Tata Consultancy Services Limited	IT - Software	1,20,000	5,125.02	1.09%	
INE13A01011	Power Finance Corporation Limited	Finance	4,95,517	4,953.00	1.06%	
INE15A401025	ITC Limited	Diversified FMCG	10,00,000	4,767.50	1.02%	
INE29A01024	Bajaj Finance Limited	Finance	70,000	4,603.13	0.98%	
INE25A01025	Vedanta Limited	Ventured Metals	10,00,000	4,535.00	0.97%	
INE24A01021	Tata Power Company Limited	Power	10,00,000	4,141.50	0.88%	
INE77A01035	Samvardhana Motherson International Limited	Auto Components	22,83,884	3,710.07	0.79%	
INE71A01013	Shriram Finance Limited	Finance	1,20,000	3,623.88	0.77%	
INE00NG01011	NTPC Green Energy Limited	Power	28,95,891	3,615.23	0.77%	
INE88A01028	Torrent Pharmaceuticals Limited	Pharmaceuticals & Biotechnology	1,05,483	3,506.47	0.75%	
INE23A01023	Bharati Electronics Limited	Aerospace & Defense	11,00,000	3,388.00	0.72%	
INE047A01021	Grasim Industries Limited	Cement & Cement Products	1,25,000	3,257.81	0.69%	
INE171A01029	The Federal Bank Limited	Banks	15,00,000	3,161.70	0.68%	
INE028A01028	Varun Beverages Limited	Beverages	4,95,517	3,084.96	0.66%	
INE7501015	Zonal Limited	Retailing	11,00,000	3,077.36	0.65%	
INE54A01014	Alkem Laboratories Limited	Pharmaceuticals & Biotechnology	53,000	2,990.50	0.64%	
INE795G01014	HDPC Life Insurance Company Limited	Insurance	4,50,000	2,959.88	0.63%	
INE26A01021	Prasarit Systems Limited	IT - Software	50,000	2,927.63	0.63%	
INE00WC01027	Alfa (India) Limited	IT - Services	1,80,000	2,914.65	0.62%	
INE29A01020	Cummins India Limited	Industrial Products	83,000	2,891.47	0.62%	
INE08A01027	HCL Technologies Limited	IT - Software	1,50,000	2,772.08	0.59%	
INE08A01031	Dr. Reddy's Laboratories Limited	Pharmaceuticals & Biotechnology	2,25,000	2,705.18	0.58%	
INE37A01010	Tube Investments of India Limited	Auto Components	75,000	2,692.91	0.58%	
INE20A01028	GE Vernova T&D India Limited	Electrical Equipment	1,50,000	2,693.95	0.57%	
INE02B01018	REC Limited	Finance	5,00,000	2,687.00	0.57%	
INE038A01020	Hindalco Industries Limited	Non - Ferrous Metals	4,00,000	2,624.80	0.56%	
INE238A01021	Voltas Limited	Electrical Equipment	1,50,000	2,603.38	0.53%	
INE328A01037	Lupin Limited	Pharmaceuticals & Biotechnology	1,20,000	2,460.90	0.53%	
INE347G01014	Petronet LNG Limited	Gas	7,00,000	2,331.70	0.50%	
INE24A01020	Trent Limited	Retailing	34,000	2,310.44	0.49%	
INE09A01015	Hindustan Petroleum Corporation Limited	Petroleum Products	6,00,000	2,298.60	0.49%	
INE055S01018	Cyient Dm Ltd	Industrial Manufacturing	3,25,000	2,272.58	0.49%	
INE04A01024	Aditya Birla Sun Life AMC Limited	Capital Markets	2,80,000	2,249.52	0.48%	
INE64L01027	Indigo Aviation Limited	Transport Services	50,000	2,189.45	0.47%	
INE178B01034	Haells India Limited	Consumer Durables	1,25,000	2,147.50	0.46%	
INE91701010	Bajaj Auto Limited	Automobiles	23,789	2,147.21	0.46%	
INE56A01011	Indian Bank	Banks	3,73,265	2,143.66	0.46%	
INE91801028	Bajaj Finserv Limited	Finance	1,35,000	2,132.93	0.46%	
INE49A01033	Cholamandavam Financial Holdings Limited	Finance	1,30,000	2,121.34	0.45%	
INE02F01014	Coal India Limited	Consumable Fuels	5,00,000	2,082.00	0.44%	
INE85A01024	United Spirits Limited	Beverages	1,35,000	2,064.29	0.44%	
INE03N01020	Dixon Technologies (India) Limited	Consumer Durables	13,000	2,054.96	0.44%	
INE57A01022	ION Exchange India Limited	Other Utilities	3,00,000	1,987.50	0.42%	
INE88A01014	NLC India Limited	Power	7,50,000	1,941.38	0.41%	
INE073G01025	TBO Tek Limited	Leisure Services	1,20,572	1,913.00	0.41%	
INE18A01028	Hero MotorCorp Limited	Automobiles	40,000	1,904.68	0.41%	
INE12M01016	SBI Life Insurance Company Limited	Insurance	1,30,000	1,869.08	0.40%	
INE49B01023	TVS Motor Company Limited	Automobiles	75,000	1,825.84	0.39%	
INE06F01020	Hindustan Aeronautics Limited	Aerospace & Defense	1,30,000	1,790.14	0.38%	
INE0V6F01027	Hyundai Motor India Ltd	Automobiles	90,000	1,724.90	0.37%	
INE18A01020	Max Financial Services Limited	Insurance	1,50,000	1,700.93	0.36%	
INE09A01021	Santitas India Limited	Pharmaceuticals & Biotechnology	25,000	1,693.62	0.34%	
INE811K01011	Prestige Estates Projects Limited	Realty	93,500	1,543.26	0.33%	
INE03A01028	Markind Pharma Limited	Pharmaceuticals & Biotechnology	60,000	1,536.72	0.33%	
INE39B01022	KEC International Limited	Construction	144,752	1,526.12	0.32%	
INE117A01022	ABB India Limited	Electrical Equipment	20,000	1,484.25	0.32%	
INE018B01027	Zybus Lifesciences Limited	Pharmaceuticals & Biotechnology	1,50,000	1,448.93	0.31%	
INE25A01021	Colgate Palmolive India Limited	Personal Products	50,000	1,444.88	0.31%	
INE62W01025	Acme Solar Holdings Ltd	Finance	5,00,000	1,371.50	0.29%	
INE271C01023	DLF Limited	Realty	1,60,000	1,316.72	0.28%	
INE25A01029	The Indian Hotels Company Limited	Leisure Services	1,65,000	1,309.03	0.28%	
INE795G01017	ICICI Lombard General Insurance Company Limited	Insurance	70,000	1,303.30	0.28%	
INE35A01014	Abbott India Limited	Pharmaceuticals & Biotechnology	4,500	1,247.55	0.27%	
INE005D01011	Sandoz Consumer Healthcare India Limited	Pharmaceuticals & Biotechnology	25,495	1,230.24	0.26%	
INE68B01010	Maruti Suzuki India Limited	Automobiles	11,000	1,218.16	0.26%	
INE213A01029	Oil & Natural Gas Corporation Limited	Oil	4,50,000	1,155.15	0.25%	
INE237A01028	Kotak Mahindra Bank Limited	Banks	60,000	1,059.15	0.23%	
INE07A01028	RBL Bank Limited	Banks	5,93,844	600.34	0.13%	
INE0LXG01040	Ola Electric Mobility Ltd	Automobiles	6,75,410	590.38	0.13%	
INE08A01022	MedPlus Health Services Limited	Retailing	96,948	445.73	0.10%	
INE693R01016	P N Global Jewellers Limited	Consumer Durables	60,501	394.88	0.08%	
INE083701011	Premier Energies Limited	Electrical Equipment	22,178	271.20	0.06%	
Subtotal				2,49,996.10	53.40%	NIL
(b) UNLISTED						
Subtotal				NIL	NIL	NIL
Total				2,49,996.10	53.40%	NIL
Listed Foreign Securities/Overseas ETFs						
INE4642863928	Shares MSCI World ETF		4,11,780	56,067.40	11.97%	
Subtotal				56,067.40	11.97%	
Total				56,067.40	11.97%	
Debt Instruments						
(a) Listed / awaiting listing on Stock Exchange						
Government Securities						
IN0020230036	7.17% Government of India	SOVEREIGN	95,00,000	9,674.64	2.07%	6.87%
IN0020220151	7.26% Government of India	SOVEREIGN	60,00,000	6,162.65	1.32%	6.94%
IN0020220122	7.76% State Government Securities	SOVEREIGN	50,00,000	5,151.23	1.10%	7.24%
IN0020240019	7.1% Government of India	SOVEREIGN	50,00,000	5,108.75	1.09%	6.90%
IN0020230010	7.06% Government of India	SOVEREIGN	25,00,000	2,524.88	0.54%	6.83%
IN0020200622	6.55% State Government Securities	SOVEREIGN	10,00,000	985.48	0.21%	7.27%
Non Convertible Debentures						
INE296A07D7	7.98% Bajaj Finance Limited**	CRSIL AAA	5,000	5,038.49	1.08%	7.77%
INE0NG07G035	7.72% Nexus Select Trust - NEIT**	CRSIL AAA	5,000	5,004.40	1.07%	7.91%
INE134E08D03	7.27% Power Finance Corporation Limited**	CRSIL AAA	5,000	4,971.07	1.05%	7.37%
INE556F08K9	7.44% Small Industries Dev Bank of India**	CRSIL AAA	3,000	2,991.54	0.64%	7.58%
INE071G0736	7.94% ICICI Home Finance Company Limited**	ICRA AAA	2,500	2,511.43	0.54%	7.81%
INE15A07G0M6	7.77% LIC Housing Finance Limited**	CRSIL AAA	250	2,510.18	0.54%	7.62%
INE233A08154	8.1% Godrej Industries Limited**	CRSIL AA+	2,500	2,503.54	0.53%	8.07%
INE28A08015	7.75% Titan Company Limited**	CRSIL AAA	2,500	2,501.61	0.53%	7.63%
INE787H08154	7.47% India Infrastructure Fin Co Ltd**	CARE AAA	2,500	2,498.63	0.53%	7.48%
INE261F08D03	7.58% National Bank For Agriculture and Rural Development	CRSIL AAA	2,500	2,497.95	0.53%	7.59%
INE04A08849	6.43% HDPC Bank Limited**	CRSIL AAA	250	2,471.31	0.53%	7.82%
INE028B08K6	5.94% REC Limited**	CRSIL AAA	200	1,983.29	0.42%	7.62%
INE77A0D7VFB	8.18% Mahindra & Mahindra Financial Services Limited**	CRSIL AAA	1,500	1,515.34	0.32%	7.88%
INE062A08256	6.24% State Bank of India**	CRSIL AAA	50	492.13	0.11%	6.57%
Subtotal				69,077.24	14.76%	
(b) Privately placed / Unlisted						
Subtotal				NIL	NIL	NIL
(c) Securitised Debt						
Subtotal				NIL	NIL	NIL
Total				69,077.24	14.76%	
Money Market Instruments						
Treasury Bill						
IN002024Y100	182 Days Till		50,00,000	4,996.40	1.07%	6.57%
IN002024X288	91 Days Till		50,00,000	4,971.07	1.06%	6.44%
Triparty Repo/ Reverse Repo Instrument						
Triparty Repo						
Total				18,156.20	3.88%	
Total				26,123.67	6.01%	
Exchange Traded Funds						
INF204KB1715	Nippon India ETF Gold Bees		7,51,80,197	48,333.35	10.32%	
INF204KC1402	Nippon India Silver ETF		1,43,66,055	12,486.98	2.67%	
Total				60,820.33	12.99%	
OTHERS						
Cash Margin - Derivatives				3,975.00	0.85%	
Cash Margin - CCL				6.21	0.00%	
Total				3,981.21	0.85%	
Net Current Assets				269.88	0.02%	
GRAND TOTAL				4,68,325.09	100.00%	

** Non Traded Securities/Liquid Securities \$ Less Than 0.01% of NAV

Details of Commodity Future / Index Future

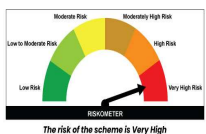
Long/Short	Name of the Instrument	Industry	Quantity	Market/Fair Value (Rs. in Lacs)	% to NAV
Long	FUTCOM GOLD 05/02/2025	Others	21900	16,891.03	3.61%
Long	FUTCOM SILVER 05/03/2025	Others	1110	1,012.42	0.22%

Disclosure of Yield to Call

*With Reference to * AMFI Best Practices Guidelines Circular No. 91/ 2020 – 21 on Valuation of AT-1 Bonds and Tier 2 Bonds* disclosure of Yield to Call as follows*

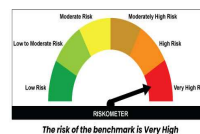
isin code	security name	Yield to Call
INE062A08256	6.24% SBI NCD52 BSIH Tier2 (M21/9/30/CAL19/9/25	8.24%

SCHEME RISK-O-METER



BENCHMARK NAME - 50% OF BSE 500 TRI, 20% OF MSCI WORLD INDEX TRI, 15% OF CRSIL SHORT TERM BOND INDEX 10% OF DOMESTIC PRICES OF GOLD & 5% OF DOMESTIC PRICES OF SILVER

BENCHMARK RISK-O-METER



Monthly Portfolio Statement as on November 30,2024

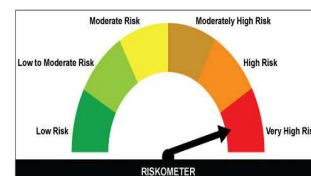
ISIN	Name of the Instrument	Industry / Rating	Quantity	Market/Fair Value (Rs. in Lacs)	% to NAV	YIELD
	Money Market Instruments					
	Triparty Repo/ Reverse Repo Instrument					
	Triparty Repo			437.41	1.84%	
	Total			437.41	1.84%	
	Exchange Traded Funds					
INF204K014N5	Nippon India ETF Nifty 100		62,32,883	16,358.82	68.91%	
INF204KB1V68	Nippon India ETF Nifty Midcap 150		17,72,403	3,816.16	16.07%	
	Mutual Fund Units					
INF204KB15W0	Nippon India Nifty Smallcap 250 Ind FundDI PI-GrOp		89,41,214,951	3,152.26	13.28%	
	Total			23,327.24	98.26%	
	OTHERS					
	Cash Margin - CCIL			0.12	\$0.00%	
	Total			0.12	0.00%	
	Net Current Assets			(23.92)	-0.10%	
	GRAND TOTAL			23,740.85	100.00%	

\$ Less Than 0.01% of NAV

SCHEME RISK-O-METER



**BENCHMARK NAME - NIFTY 500 TRI
BENCHMARK RISK-O-METER**

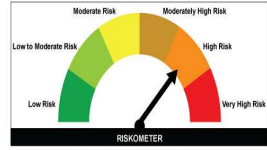


Monthly Portfolio Statement as on November 30, 2024

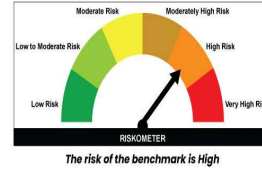
ISIN	Name of the Instrument	Industry / Rating	Quantity	Market/Fair Value (Rs. in Lacs)	% to NAV	YIELD
	Money Market Instruments					
	Triparty Repo/ Reverse Repo Instrument					
	Triparty Repo			1,119.74	3.49%	
	Total			1,119.74	3.49%	
	Exchange Traded Funds					
INF204KB1715	Nippon India ETF Gold Bees		1,01,00,000	6,493.29	20.26%	
	Mutual Fund Units					
INF204K01X13	Nippon India Large Cap Fund-Direct Growth Plan		76,22,683.176	7,372.64	23.00%	
INF204K01XP8	Nippon India Gilt Sec Fund Dir Pl Growth Pl Gr Op		1,69,83,978.695	6,965.72	21.73%	
INF204K01E54	Nippon India Growth Fund-Div Pln Growth Pl Gr Opt		1,50,762.536	6,057.06	20.77%	
INF204K01K15	Nippon India Small Cap Fund - Direct Plan Gr Pl		14,42,098.861	2,831.30	8.83%	
INF204K01B32	Nippon India Short Term Fund DP Growth Plan Growth		12,35,789.126	670.81	2.09%	
	Total			30,990.82	96.68%	
	OTHERS					
	Cash Margin - CCIL			0.50	\$0.00%	
	Total			0.50	0.00%	
	Net Current Assets			(56.98)	-0.17%	
	GRAND TOTAL			32,054.08	100.00%	

\$ Less Than 0.01% of NAV

SCHEME RISK-O-METER



BENCHMARK NAME - 90% CRISIL HYBRID 50+50 - MODERATE INDEX + 10% DOMESTIC PRICES OF GOLD
BENCHMARK RISK-O-METER



ISIN	Name of the Instrument	Industry/ Rating	Quantity	Market/Fair Value (Rs. in Lacs)	% to NAV	YIELD
INE049H1021	Equity & Equity related (a) Listed / awaiting listing on Stock Exchanges Suzlon Energy Limited	Electrical Equipment	56,31,287	3,668.25	2.24%	
INE279H1010	Max Healthcare Institute Limited	Healthcare Services	3,64,730	3,573.44	2.18%	
INE030A1029	The Indian Hotels Company Limited	Leisure Services	4,30,581	3,416.01	2.09%	
INE118H1025	ISE Limited	Capital Markets	66,609	3,111.14	1.92%	
INE261H1021	Persistent Systems Limited	IT - Software	52,168	3,080.86	1.88%	
INE477H1026	PB Fintech Limited	Financial Technology (Fintech)	155,605	2,947.00	1.80%	
INE030H1020	Dixon Technologies (India) Limited	Consumer Durables	1,18,381	2,932.90	1.79%	
INE691G01017	Colgate Limited	IT - Software	32,599	2,831.50	1.73%	
INE174H1029	The Federal Bank Limited	Banks	12,01,707	2,522.96	1.55%	
INE230H1027	Lupin Limited	Pharmaceuticals & Biotechnology	1,19,381	2,427.70	1.48%	
INE290A1020	Cummins India Limited	Electrical Products	66,532	2,317.78	1.42%	
INE030H1029	CG Power and Industrial Solutions Limited	Electrical Equipment	31,780	2,297.65	1.40%	
INE121J0107	India Towers Limited	Telecom - Services	6,09,860	2,120.65	1.30%	
INE12701025	HDFC Asset Management Company Limited	Capital Markets	49,661	2,087.87	1.28%	
INE027H1019	IDFC First Bank Limited	Banks	1,22,650	2,071.67	1.27%	
INE259A1022	Coslake Platinive (India) Limited	Personal Products	65,037	1,879.41	1.15%	
INE790H1010	Tube Investments of India Limited	Auto Components	52,253	1,876.17	1.15%	
INE259A1021	Volvo Limited	Consumer Durables	1,858,687	1,868.67	1.14%	
INE259G01035	Yes Bank Limited	Banks	92,48,844	1,846.07	1.13%	
INE094H1015	Hindustan Petroleum Corporation Limited	Petroleum Products	47,140	1,805.97	1.10%	
INE456H1037	Aurobindo Pharma Limited	Pharmaceuticals & Biotechnology	1,37,328	1,733.90	1.06%	
INE456H1017	Polycab India Limited	Industrial Products	23,161	1,690.27	1.03%	
INE061F1013	Fortis Healthcare Limited	Healthcare Services	2,50,706	1,686.61	1.02%	
INE456H1025	Bharat Forge Limited	Auto Components	1,25,104	1,669.70	1.02%	
INE190A1026	Manico Limited	Agricultural Food & other Products	2,58,206	1,665.30	1.02%	
INE030H1018	Mphasis Limited	IT - Software	55,456	1,648.09	1.01%	
INE260A1029	Ashok Leyland Limited	Agricultural, Commercial & Construction Vehicles	70,020	1,631.87	1.00%	
INE030J1030	PI Industries Limited	Fertilizers & Agrochemicals	39,849	1,620.06	0.99%	
INE541A1010	SPI Limited	Chemicals & Petrochemicals	1,61,246	1,613.72	0.99%	
INE49L01017	AU Small Finance Bank Limited	Banks	2,74,988	1,604.14	0.98%	
INE484J1027	Godrej Properties Limited	Realty	56,774	1,576.13	0.96%	
INE211B1039	The Phoenix Mills Limited	Realty	1,51,496	1,515.40	0.95%	
INE82J1020	One 97 Communications Limited	Financial Technology (Fintech)	1,65,709	1,494.28	0.91%	
INE730H1018	Sona BLW Precision Forgings Limited	Auto Components	21,816	1,478.28	0.90%	
INE190A1028	Sensit Industries Limited	Industrial Products	31,712	1,474.96	0.90%	
INE790J1039	GMR Airports Infrastructure Limited	Transport Infrastructure	17,59,997	1,464.49	0.90%	
INE454J1014	Alkerm Laboratories Limited	Pharmaceuticals & Biotechnology	25,664	1,448.00	0.89%	
INE18M1020	Max Financial Services Limited	Insurance	121,985	1,374.19	0.84%	
INE11H1011	Prestige Estates Projects Limited	Realty	82,779	1,366.31	0.84%	
INE081G1021	Oracle Financial Services Software Limited	IT - Software	11,562	1,352.34	0.83%	
INE71H1022	Page Industries Limited	Textiles & Apparel	3,016	1,346.49	0.82%	
INE702H1027	APL Apollo Tubes Limited	Industrial Products	88,786	1,346.35	0.82%	
INE050H1013	Sundaram Finance Limited	Finance	1,32,437	1,329.91	0.81%	
INE274J1014	Oil India Limited	Oil	2,67,618	1,312.93	0.80%	
INE584A1023	NMDC Limited	Minerals & Mining	5,65,337	1,300.67	0.80%	
INE424H1029	Solar Industries India Limited	Chemicals & Petrochemicals	1,21,954	1,279.83	0.78%	
INE83A1011	MRF Limited	Auto Components	995	1,246.25	0.76%	
INE13H1021	Torant Power Limited	Power	82,039	1,239.36	0.76%	
INE247H1014	Penetrol LNG Limited	Gas	3,67,841	1,229.29	0.76%	
INE150H1027	Rail Vikas Nigam Limited	Construction	2,78,635	1,214.43	0.74%	
INE797F1020	Jubilant Foodworks Limited	Leisure Services	187,236	1,207.41	0.74%	
INE178H1027	NEI Industries Limited	Industrial Products	27,646	1,192.44	0.73%	
INE343H1028	Marico Pharma Limited	Pharmaceuticals & Biotechnology	46,342	1,186.91	0.73%	
INE020A1036	LPL Limited	Fertilizers & Agrochemicals	1,79,497	1,185.36	0.72%	
INE030J1010	Oborvi Realty Limited	Realty	57,757	1,189.39	0.71%	
INE38V1029	FSM E-Commerce Ventures Limited	Retailing	667,954	1,149.20	0.70%	
INE790H1012	Tata Dairi Limited	IT - Software	1,13,459	1,143.69	0.70%	
INE11A1025	Container Corporation of India Limited	Transport Services	1,36,163	1,119.62	0.68%	
INE030R1014	Kalyan Jewellers India Limited	Consumer Durables	1,53,370	1,111.09	0.68%	
INE870J1025	Balrasta Industries Limited	Auto Components	39,441	1,099.52	0.67%	
INE440J111	KPIIT Technologies Limited	IT - Software	79,952	1,094.38	0.67%	
INE220J1021	Jindal Stainless Limited	Ferrous Metals	1,60,038	1,056.38	0.67%	
INE020A1046	Asheli Limited	Industrial Products	60,664	1,056.19	0.66%	
INE18H1016	SBI Cards and Payment Services Limited	Finance	146,851	1,028.84	0.63%	
INE10M1021	Comarwell International Limited	Chemicals & Petrochemicals	97,488	1,028.46	0.63%	
INE71A1038	IPCA Laboratories Limited	Pharmaceuticals & Biotechnology	66,644	1,028.02	0.63%	
INE151A1013	Tata Communications Limited	Telecom - Services	97,637	1,011.59	0.62%	
INE030A1030	Evaas Industries Limited	Auto Components	2,20,409	1,011.15	0.62%	
INE14G1012	Muthoot Finance Limited	Finance	52,615	1,008.66	0.61%	
INE62A1011	Indian Bank	Banks	1,73,403	996.85	0.61%	
INE666J1016	Visitors Ista Limited	Telecom - Services	11,80,803	988.16	0.59%	
INE15A1026	LIC Housing Finance Limited	Finance	147,579	942.73	0.58%	
INE486H1023	UNO Minda Limited	Auto Components	87,734	922.30	0.56%	
INE288H1029	Deepak Nitro Limited	Chemicals & Petrochemicals	92,756	920.67	0.56%	
INE82J1014	JK Cement Limited	Cement & Cement Products	20,529	878.28	0.54%	
INE18A1035	Patanjali Foods Limited	Agricultural Food & other Products	48,433	876.78	0.54%	
INE15A1029	Thermal Limited	Electrical Equipment	19,006	873.09	0.53%	
INE092A1019	Tata Chemicals Limited	Chemicals & Petrochemicals	76,856	854.45	0.52%	
INE38R1022	Synapse International Limited	Healthcare Services	83,547	833.05	0.51%	
INE43A1022	Apollo Tyres Limited	Auto Components	1,63,326	832.39	0.51%	
INE14A1011	Steel Authority of India Limited	Ferrous Metals	7,09,366	830.74	0.51%	
INE376H1013	Broton Limited	Pharmaceuticals & Biotechnology	2,02,901	809.25	0.49%	
INE120A1034	Carborundum Universal Limited	Industrial Products	54,578	796.37	0.49%	
INE740J1024	Mahindra & Mahindra Financial Services Limited	Finance	2,90,282	793.63	0.49%	
INE090J1011	Geart Fluorochemicals Limited	Chemicals & Petrochemicals	20,042	793.14	0.48%	
INE1480H1028	Dehry Limited	Transport Services	2,27,442	764.09	0.47%	
INE123A1025	ACC Limited	Cement & Cement Products	23,404	742.42	0.46%	
INE267A1025	Hindustan Zinc Limited	Non - Ferrous Metals	146,305	738.36	0.45%	
INE179A1014	Procter & Gamble Hygiene and Health Care Limited	Personal Products	4,646	736.31	0.45%	
INE687H1025	United Breweries Limited	Beverages	72,945	720.61	0.44%	
INE47A1011	Linde India Limited	Chemicals & Petrochemicals	10,324	714.50	0.44%	
INE00R1025	Dalmia Bharati Limited	Cement & Cement Products	39,222	713.98	0.44%	
INE01H1017	L&T Technologies Services Limited	IT - Services	71,441	714.44	0.43%	
INE35A1014	Abbott India Limited	Pharmaceuticals & Biotechnology	2,564	710.83	0.43%	
INE13A1022	Schaeffler India Limited	Auto Components	19,766	708.45	0.43%	
INE240J1012	Masport Dock Shipbuilders Limited	Industrial Manufacturing	1,93,977	691.74	0.42%	
INE43A1038	Benzer Paints (I) Limited	Consumer Durables	1,39,735	689.87	0.42%	
INE45J1014	Banban Bank Limited	Banks	4,07,414	686.86	0.42%	
INE740J1013	Adva Beta Capital Limited	Finance	3,42,264	679.71	0.41%	
INE08V1023	Gland Pharma Limited	Pharmaceuticals & Biotechnology	39,049	678.67	0.41%	
INE202H1018	Indian Renewable Energy Development Agency Limited	Finance	3,30,817	678.29	0.41%	
INE12H1026	AA Engineering Limited	Industrial Products	19,270	674.31	0.41%	
INE281H1032	Lloyds Metals And Energy Limited	Ferrous Metals	64,025	665.54	0.41%	
INE54G1032	Emami Limited	Personal Products	66,763	661.86	0.40%	
INE08A1016	Bank of India	Banks	5,96,277	658.89	0.40%	
INE07A1025	CRISIL Limited	Finance	11,962	641.64	0.39%	
INE031H1049	Apala Pharma Limited	Pharmaceuticals & Biotechnology	62,662	629.52	0.38%	
INE07Y1011	Hitsch Energy India Limited	Electrical Equipment	5,162	618.33	0.38%	
INE47J1011	Aditya Birla Fashion and Retail Limited	Retailing	1,96,397	616.20	0.38%	
INE387A1021	Sony Fasteners Limited	Auto Components	50,660	606.61	0.37%	
INE481V1014	General Insurance Corporation of India	Insurance	1,51,735	606.33	0.37%	
INE23A1013	Titenon India Limited	Industrial Products	17,632	595.68	0.36%	
INE631A1017	Housing & Urban Development Corporation Limited	Finance	246,264	587.61	0.36%	
INE04A1014	Escorts Kubota Limited	Agricultural, Commercial & Construction Vehicles	16,491	587.07	0.36%	
INE64A1023	SDF India Limited	Finance	11,427	572.07	0.35%	
INE14M1025	Tata Technologies Limited	IT - Services	60,479	567.50	0.35%	
INE203G1027	Indraprastha Gas Limited	Gas	1,72,106	562.87	0.34%	
INE48L1015	L&T Finance Limited	Finance	3,00,824	561.08	0.34%	
INE704P1025	Cochin Shipyard Limited	Industrial Manufacturing	35,128	554.07	0.34%	
INE0F5B1015	Mohson Sun Wiring India Limited	Auto Components	83,117	532.47	0.33%	
INE171J1026	Bharat Dynamics Limited	Aerospace & Defense	45,226	520.09	0.32%	
INE81H1022	IRB Infrastructure Developers Limited	Construction	9,73,704	519.86	0.32%	
INE11G1022	Poonawalla Finco Limited	Finance	142,168	503.91	0.31%	
INE16A1016	GlassScience Pharmaceuticals Limited	Pharmaceuticals & Biotechnology	20,364	497.63	0.30%	
INE57P1011	Star Health And Allied Insurance Company Limited	Insurance	105,190	494.13	0.30%	
INE38A1023	Crownlet Norton Limited	Industrial Products	22,749	478.48	0.29%	
INE70A1017	3M India Limited	Diversified	1,385	446.52	0.27%	
INE07A1010	HeroWeld Automation India Limited	Industrial Manufacturing	1,081	441.43	0.27%	
INE451A1014	Bank of Maharashtra	Banks	7,72,006	440.27	0.27%	
INE47Q1031	Global Health Limited	Healthcare Services	40,767	438.31	0.27%	
INE07A1018	Tata Investment Corporation Limited	Finance	6,595	432.13	0.26%	
INE030H1011	K.P.R. Mills Limited	Textiles & Apparel	44,114	431.79	0.26%	
INE58A1014	NLC India Limited	Power	1,60,984	414.40	0.25%	
INE13H1037	Endurance Technologies Limited	Auto Components	17,304	406.32	0.25%	
INE04C1030	Geart Gas Limited	Gas	406,602	406.02	0.25%	
INE88J1026	JSW Infrastructure Ltd	Transport Infrastructure	1,30,305	405.97	0.25%	
INE02J1015	JSW Limited	Power	3,92,993	403.26	0.25%	
INE343G1021	Bharat Hexacon Limited	Telecom - Services	28,001	391.61	0.24%	
INE34J1019	ZF Commercial Vehicle Control Systems India Limited	Auto Components	3,009	376.53	0.23%	
INE454G1022	Bayer CropScience Limited	Fertilizers & Agrochemicals	6,258	352.22	0.22%	
INE23A1035	Godrej Industries Limited	Diversified	32,194	346.44	0.21%	
INE424H1027	Sun TV Network Limited	Entertainment	41,696	316.22	0.19%	
INE18A1015	Fertilizers and Chemicals Travancore Limited	Fertilizers & Agrochemicals	38,668	306.63	0.19%	
INE69H1024	Adani Wilmar Limited	Agricultural Food & other Products	77,564	243.28	0.15%	
INE070H1017	The New India Assurance Company Limited	Insurance	1,16,094	229.59	0.14%	
INE030A1015	IOB Bank Limited	Banks	2,15,515	229.89	0.14%	
INE37H1021	Metro Brands Limited	Consumer Durables	15,267	188.63	0.12%	

Monthly Portfolio Statement as on November 30, 2024

ISIN	Name of the Instrument	Industry / Rating	Quantity	Market/Fair Value (Rs. in Lacs)	% to NAV	YIELD
Equity & Equity related						
(a) Listed / awaiting listing on Stock Exchanges						
INE090A01021	ICICI Bank Limited	Banks	10,88,768	14,155.07	15.61%	
INE009A01021	Infosys Limited	IT - Software	7,60,494	14,128.84	15.58%	
INE154A01025	ITC Limited	Diversified FMCG	20,89,429	9,961.35	10.99%	
INE467B01029	Tata Consultancy Services Limited	IT - Software	2,29,580	9,805.02	10.81%	
INE062A01020	State Bank of India	Banks	8,64,189	7,250.11	8.00%	
INE860A01027	HCL Technologies Limited	IT - Software	2,37,236	4,384.24	4.84%	
INE733E01010	NTPC Limited	Power	10,63,680	3,868.07	4.27%	
INE752E01010	Power Grid Corporation of India Limited	Power	10,17,575	3,351.89	3.70%	
INE081A01020	Tata Steel Limited	Ferrous Metals	18,61,438	2,690.52	2.97%	
INE689C01036	Tech Mahindra Limited	IT - Software	1,42,534	2,440.61	2.69%	
INE917I01010	Bajaj Auto Limited	Automobiles	24,918	2,251.00	2.48%	
INE213A01029	Oil & Natural Gas Corporation Limited	Oil	8,71,396	2,236.87	2.47%	
INE047A01021	Grasim Industries Limited	Cement & Cement Products	83,573	2,178.12	2.40%	
INE038A01020	Hindalco Industries Limited	Non - Ferrous Metals	3,26,841	2,144.73	2.37%	
INE522F01014	Coal India Limited	Consumable Fuels	5,09,497	2,121.55	2.34%	
INE075A01022	Wipro Limited	IT - Software	3,17,580	1,835.14	2.02%	
INE089A01031	Dr. Reddy's Laboratories Limited	Pharmaceuticals & Biotechnology	1,36,966	1,646.74	1.82%	
INE095A01012	IndusInd Bank Limited	Banks	1,48,365	1,477.49	1.63%	
INE158A01026	Hero MotoCorp Limited	Automobiles	29,115	1,386.37	1.53%	
INE216A01030	Britannia Industries Limited	Food Products	26,474	1,308.12	1.44%	
	Subtotal			90,621.85	99.96%	
	(b) UNLISTED			NIL	NIL	NIL
	Subtotal			NIL	NIL	NIL
	Total			90,621.85	99.96%	
Money Market Instruments						
Triparty Repo/ Reverse Repo Instrument						
	Triparty Repo			287.73	0.32%	
	Total			287.73	0.32%	
OTHERS						
	Cash Margin - CCIL			0.41	\$0.00%	
	Total			0.41	0.00%	
	Net Current Assets			(247.70)	-0.28%	
	GRAND TOTAL			90,662.29	100.00%	

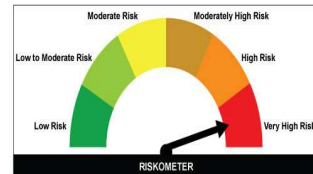
\$ Less Than 0.01% of NAV

SCHEME RISK-O-METER



The risk of the scheme is Very High

BENCHMARK NAME - NIFTY 50 VALUE 20 TRI
BENCHMARK RISK-O-METER



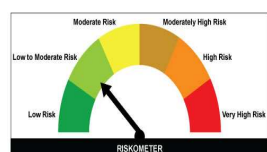
The risk of the benchmark is Very High

Monthly Portfolio Statement as on November 30, 2024

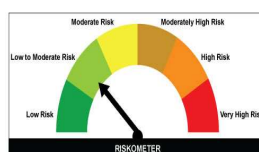
ISIN	Name of the Instrument	Industry / Rating	Quantity	Market/Fair Value (Rs. in Lacs)	% to NAV	YIELD
	Debt Instruments					
	(a) Listed / awaiting listing on Stock Exchange					
	Government Securities					
IN3320150383	8.83% State Government Securities	SOVEREIGN	2,41,51,000	24,676.82	4.65%	7.06%
IN3420150150	8.88% State Government Securities	SOVEREIGN	2,10,15,000	21,487.94	4.05%	7.04%
IN1520150104	8.27% State Government Securities	SOVEREIGN	2,10,45,000	21,355.18	4.03%	6.98%
IN3520180131	8.04% State Government Securities	SOVEREIGN	1,98,27,000	20,099.13	3.79%	7.03%
IN1620150137	8.51% State Government Securities	SOVEREIGN	1,75,76,100	17,893.98	3.37%	7.01%
IN2020150164	8.09% State Government Securities	SOVEREIGN	1,69,00,000	17,248.83	3.25%	7.01%
IN2920150249	8.48% State Government Securities	SOVEREIGN	1,38,20,300	14,068.48	2.63%	7.00%
IN3320150375	8.53% State Government Securities	SOVEREIGN	1,35,95,000	13,838.39	2.61%	7.04%
IN4520150124	8.31% State Government Securities	SOVEREIGN	1,25,41,500	12,725.63	2.40%	7.03%
IN2020150099	7.99% State Government Securities	SOVEREIGN	1,24,40,700	12,562.81	2.37%	6.96%
IN2020150149	8.42% State Government Securities	SOVEREIGN	1,11,60,000	11,343.99	2.14%	7.02%
IN1520150120	8.46% State Government Securities	SOVEREIGN	1,05,00,000	10,686.83	2.01%	6.98%
IN2220150121	8.12% State Government Securities	SOVEREIGN	97,47,400	9,865.06	1.86%	6.89%
IN1920150076	8.27% State Government Securities	SOVEREIGN	93,02,900	9,439.11	1.78%	6.99%
IN2920150264	8.55% State Government Securities	SOVEREIGN	92,07,000	9,389.36	1.77%	7.00%
IN4520150132	8.52% State Government Securities	SOVEREIGN	92,00,000	9,365.19	1.77%	7.03%
IN1920150035	8.14% State Government Securities	SOVEREIGN	91,00,000	9,211.41	1.74%	6.90%
IN3420150127	8.31% State Government Securities	SOVEREIGN	90,79,100	9,210.92	1.74%	7.04%
IN1320150056	8.6% State Government Securities	SOVEREIGN	87,00,000	8,873.82	1.67%	7.04%
IN3320150391	8.58% State Government Securities	SOVEREIGN	86,17,400	8,786.84	1.66%	7.04%
IN1020150125	8.39% State Government Securities	SOVEREIGN	85,00,000	8,638.89	1.63%	7.00%
IN1320150049	8.82% State Government Securities	SOVEREIGN	83,90,100	8,573.79	1.62%	7.04%
IN2220150196	8.67% State Government Securities	SOVEREIGN	83,25,000	8,496.73	1.60%	7.00%
IN2020150156	8.49% State Government Securities	SOVEREIGN	80,00,000	8,142.06	1.53%	7.02%
IN1920150084	8.38% State Government Securities	SOVEREIGN	79,44,400	8,073.99	1.52%	6.99%
IN2220150154	8.26% State Government Securities	SOVEREIGN	75,14,900	7,623.72	1.44%	6.93%
IN2120150098	8.39% State Government Securities	SOVEREIGN	68,19,300	6,930.37	1.31%	7.00%
IN3420150135	8.4% State Government Securities	SOVEREIGN	67,95,800	6,904.30	1.30%	7.04%
IN2120150106	8.76% State Government Securities	SOVEREIGN	65,00,000	6,640.54	1.25%	7.00%
IN2920150215	8.16% State Government Securities	SOVEREIGN	65,00,000	6,585.44	1.24%	6.87%
IN2920200028	7.9% State Government Securities	SOVEREIGN	65,00,000	6,582.58	1.24%	7.01%
IN1620150095	8.15% State Government Securities	SOVEREIGN	65,00,000	6,578.44	1.24%	6.93%
IN1920150043	8.16% State Government Securities	SOVEREIGN	63,40,600	6,422.56	1.21%	6.90%
IN3420150188	8.57% State Government Securities	SOVEREIGN	56,90,000	5,801.14	1.09%	7.04%
IN2220150147	8.21% State Government Securities	SOVEREIGN	56,47,000	5,723.37	1.08%	6.93%
IN3420150143	8.51% State Government Securities	SOVEREIGN	56,00,000	5,698.95	1.07%	7.04%
IN3120150138	8.15% State Government Securities	SOVEREIGN	55,80,000	5,648.52	1.06%	6.90%
IN2920150231	8.38% State Government Securities	SOVEREIGN	55,00,000	5,589.18	1.05%	7.00%
IN3320150367	8.39% State Government Securities	SOVEREIGN	51,00,000	5,180.91	0.98%	7.04%
IN1020150133	8.72% State Government Securities	SOVEREIGN	45,00,000	4,595.25	0.87%	7.00%
IN3120150179	8.27% State Government Securities	SOVEREIGN	45,00,000	4,565.70	0.86%	7.00%
IN2220150188	8.47% State Government Securities	SOVEREIGN	44,64,600	4,543.88	0.86%	7.00%
IN2220150204	8.51% State Government Securities	SOVEREIGN	42,86,700	4,369.82	0.82%	7.00%
IN1920150088	8.27% State Government Securities	SOVEREIGN	42,09,900	4,271.24	0.81%	6.93%
IN2120150064	8.15% State Government Securities	SOVEREIGN	42,00,000	4,251.23	0.80%	6.91%
IN3720150066	8.42% State Government Securities	SOVEREIGN	41,00,000	4,166.41	0.79%	7.04%
IN3120150187	8.38% State Government Securities	SOVEREIGN	40,28,000	4,093.54	0.77%	7.00%
IN1020150141	8.57% State Government Securities	SOVEREIGN	40,00,000	4,080.26	0.77%	7.00%
IN1320150031	8.54% State Government Securities	SOVEREIGN	40,00,000	4,072.35	0.77%	7.04%
IN2220150162	8.25% State Government Securities	SOVEREIGN	40,00,000	4,057.56	0.76%	7.00%
IN1320200133	5.82% State Government Securities	SOVEREIGN	40,00,000	3,953.71	0.75%	7.01%
IN3720150074	8.82% State Government Securities	SOVEREIGN	35,00,000	3,576.38	0.67%	7.04%
IN1620150103	8.27% State Government Securities	SOVEREIGN	35,00,000	3,548.34	0.67%	6.96%
IN1020150075	7.98% State Government Securities	SOVEREIGN	35,00,000	3,532.88	0.67%	6.95%
IN3120150112	7.97% State Government Securities	SOVEREIGN	32,24,000	3,254.15	0.61%	6.94%
IN3120150203	8.09% State Government Securities	SOVEREIGN	30,79,500	3,143.74	0.59%	7.00%
IN2220150139	8.15% State Government Securities	SOVEREIGN	30,00,000	3,038.52	0.57%	6.90%
IN2020150115	8.17% State Government Securities	SOVEREIGN	30,00,000	3,038.36	0.57%	6.92%
IN1920150092	8.67% State Government Securities	SOVEREIGN	25,00,000	2,551.68	0.48%	6.99%
IN3520150043	8.32% State Government Securities	SOVEREIGN	25,00,000	2,536.76	0.48%	7.04%
IN3120160012	8.01% State Government Securities	SOVEREIGN	25,00,000	2,536.29	0.48%	7.00%
IN2920150207	8.14% State Government Securities	SOVEREIGN	25,00,000	2,531.14	0.48%	6.87%
IN2220150113	7.99% State Government Securities	SOVEREIGN	25,00,000	2,525.10	0.48%	6.94%
IN2220150105	7.96% State Government Securities	SOVEREIGN	25,00,000	2,523.35	0.48%	6.94%
IN3420150077	7.97% State Government Securities	SOVEREIGN	25,00,000	2,522.98	0.48%	6.96%
IN2920210464	6.2% State Government Securities	SOVEREIGN	25,00,000	2,481.67	0.47%	6.97%
IN2920150256	8.65% State Government Securities	SOVEREIGN	20,00,000	2,040.68	0.38%	7.00%
IN1520220147	7.47% State Government Securities	SOVEREIGN	20,00,000	2,011.34	0.38%	6.92%
IN1520150096	8.2% State Government Securities	SOVEREIGN	15,00,000	1,520.18	0.29%	6.93%
IN1020150091	8.24% State Government Securities	SOVEREIGN	14,74,900	1,495.08	0.28%	6.95%
IN1620150111	8.27% State Government Securities	SOVEREIGN	12,00,000	1,217.13	0.23%	6.96%
IN2020150107	8.16% State Government Securities	SOVEREIGN	12,00,000	1,214.64	0.23%	6.92%
IN3420150085	8.15% State Government Securities	SOVEREIGN	10,50,000	1,062.69	0.20%	6.92%
IN1420150089	8.4% State Government Securities	SOVEREIGN	10,00,000	1,016.27	0.19%	7.02%
IN3320150326	8.15% State Government Securities	SOVEREIGN	10,00,000	1,012.02	0.19%	6.93%
IN1920150027	7.99% State Government Securities	SOVEREIGN	10,00,000	1,010.03	0.19%	6.94%
IN3420150069	8.17% State Government Securities	SOVEREIGN	10,00,000	1,009.52	0.19%	6.99%
IN1620150079	8.23% State Government Securities	SOVEREIGN	10,00,000	1,009.89	0.19%	6.99%
IN3320160010	8.02% State Government Securities	SOVEREIGN	5,00,000	507.24	0.10%	7.02%
IN2820160017	7.98% State Government Securities	SOVEREIGN	5,00,000	506.94	0.10%	7.02%
IN2820160025	7.96% State Government Securities	SOVEREIGN	5,00,000	506.91	0.10%	7.02%
IN3320150284	8.23% State Government Securities	SOVEREIGN	5,00,000	504.92	0.10%	6.99%
IN1520150062	7.96% State Government Securities	SOVEREIGN	5,00,000	504.68	0.10%	6.93%
IN1520210171	6.18% State Government Securities	SOVEREIGN	5,00,000	496.36	0.09%	6.96%
IN3520150027	8.19% State Government Securities	SOVEREIGN	3,47,000	351.47	0.07%	6.93%
IN1920150050	8.22% State Government Securities	SOVEREIGN	2,85,000	288.88	0.05%	6.93%
IN3520150050	8.53% State Government Securities	SOVEREIGN	2,46,600	251.35	0.05%	7.04%
IN2720150043	8.38% State Government Securities	SOVEREIGN	1,40,600	142.86	0.03%	7.01%
IN2920150363	8.09% State Government Securities	SOVEREIGN	1,14,400	116.10	0.02%	6.99%
IN2020150065	8.29% State Government Securities	SOVEREIGN	1,00,000	100.92	0.02%	6.94%
IN1620150087	8.16% State Government Securities	SOVEREIGN	98,100	99.07	0.02%	6.99%
IN3120150070	8.29% State Government Securities	SOVEREIGN	80,000	80.74	0.02%	6.92%
IN3420150093	8.18% State Government Securities	SOVEREIGN	60,000	60.77	0.01%	6.92%
IN2120150049	8.25% State Government Securities	SOVEREIGN	50,000	50.51	0.01%	6.97%
IN1020150158	8.09% State Government Securities	SOVEREIGN	30,000	30.45	0.01%	6.99%
	Subtotal			5,16,545.45	97.42%	
	(b) Privately placed / Unlisted			NIL	NIL	NIL
	Subtotal			NIL	NIL	NIL
	(c) Securitised Debt					
	Subtotal			NIL	NIL	
	Total			5,16,545.45	97.42%	
	Money Market Instruments					
IN0002032380	Treasury Bill					
	364 Days Tbill		5,00,000	499.64	0.09%	6.57%
	Triparty Repo/ Reverse Repo Instrument					
	Triparty Repo			2,369.23	0.45%	
	Total			2,868.87	0.54%	
	OTHERS					
	Cash Margin - CCIL			22.05	\$0.00%	
	Total			22.05	0.00%	
	Net Current Assets			11,011.99	2.04%	
	GRAND TOTAL			5,30,448.36	100.00%	

\$ Less Than 0.01% of NAV

SCHEME RISK-O-METER



BENCHMARK NAME - NIFTY SDL APR 2026 TOP 20 EQUAL WEIGHT INDEX
BENCHMARK RISK-O-METER



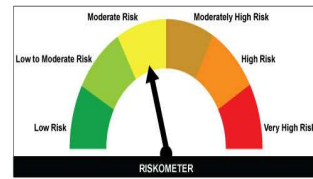
Monthly Portfolio Statement as on November 30,2024

ISIN	Name of the Instrument	Industry / Rating	Quantity	Market/Fair Value (Rs. in Lacs)	% to NAV	YIELD
	Debt Instruments					
	(a) Listed / awaiting listing on Stock Exchange					
	Government Securities					
IN0020240050	7.04% Government of India	SOVEREIGN	1,84,51,700	18,685.50	96.27%	6.82%
	Subtotal			18,685.50	96.27%	
	(b) Privately placed / Unlisted			NIL	NIL	NIL
	Subtotal			NIL	NIL	NIL
	(c) Securitised Debt					
	Subtotal			NIL	NIL	
	Total			18,685.50	96.27%	
	Money Market Instruments					
	Triparty Repo/ Reverse Repo Instrument					
	Triparty Repo			135.07	0.70%	
	Total			135.07	0.70%	
	OTHERS					
	Cash Margin - CCIL			15.56	0.08%	
	Total			15.56	0.08%	
	Net Current Assets			572.81	2.95%	
	GRAND TOTAL			19,408.94	100.00%	

SCHEME RISK-O-METER



**BENCHMARK NAME - NIFTY 5 YR BENCHMARK G-SEC INDEX
BENCHMARK RISK-O-METER**



Monthly Portfolio Statement as on November 30,2024

ISIN	Name of the Instrument	Industry / Rating	Quantity	Market/Fair Value (Rs. in Lacs)	% to NAV	YIELD
	Equity & Equity related					
	(a) Listed / awaiting listing on Stock Exchanges					
INE044A01036	Sun Pharmaceutical Industries Limited	Pharmaceuticals & Biotechnology	11,65,360	20,753.90	24.69%	
INE059A01026	Cipla Limited	Pharmaceuticals & Biotechnology	5,93,205	9,099.17	10.83%	
INE361B01024	Divi's Laboratories Limited	Pharmaceuticals & Biotechnology	1,37,059	8,460.24	10.06%	
INE089A01031	Dr. Reddy's Laboratories Limited	Pharmaceuticals & Biotechnology	6,58,240	7,914.02	9.42%	
INE326A01037	Lupin Limited	Pharmaceuticals & Biotechnology	2,60,117	5,334.35	6.35%	
INE406A01037	Aurobindo Pharma Limited	Pharmaceuticals & Biotechnology	3,01,747	3,809.86	4.53%	
INE685A01028	Torrent Pharmaceuticals Limited	Pharmaceuticals & Biotechnology	99,652	3,312.63	3.94%	
INE540L01014	Alkem Laboratories Limited	Pharmaceuticals & Biotechnology	56,355	3,179.80	3.78%	
INE634S01028	Mankind Pharma Limited	Pharmaceuticals & Biotechnology	1,01,836	2,608.22	3.10%	
INE010B01027	Zydus Lifesciences Limited	Pharmaceuticals & Biotechnology	2,69,840	2,606.52	3.10%	
INE935A01035	Glenmark Pharmaceuticals Limited	Pharmaceuticals & Biotechnology	1,62,468	2,483.57	2.95%	
INE947Q01028	Laurus Labs Limited	Pharmaceuticals & Biotechnology	4,24,459	2,407.32	2.86%	
INE571A01038	IPCA Laboratories Limited	Pharmaceuticals & Biotechnology	1,46,437	2,258.86	2.69%	
INE376G01013	Biocon Limited	Pharmaceuticals & Biotechnology	4,85,072	1,771.24	2.11%	
INE358A01014	Abbott India Limited	Pharmaceuticals & Biotechnology	5,623	1,558.89	1.85%	
INE068V01023	Gland Pharma Limited	Pharmaceuticals & Biotechnology	85,762	1,490.54	1.77%	
INE031B01049	Ajanta Pharma Limited	Pharmaceuticals & Biotechnology	45,380	1,371.63	1.63%	
INE987B01026	Natco Pharma Limited	Pharmaceuticals & Biotechnology	97,721	1,344.15	1.60%	
INE572A01036	JB Chemicals & Pharmaceuticals Limited	Pharmaceuticals & Biotechnology	76,990	1,336.01	1.59%	
INE101D01020	Granules India Limited	Pharmaceuticals & Biotechnology	1,56,129	912.26	1.09%	
	Subtotal			84,013.18	99.94%	
	(b) UNLISTED			NIL	NIL	NIL
	Subtotal			NIL	NIL	NIL
	Total			84,013.18	99.94%	
	Money Market Instruments					
	Triparty Repo/ Reverse Repo Instrument					
	Triparty Repo			56.98	0.07%	
	Total			56.98	0.07%	
	OTHERS					
	Cash Margin - CCIL			0.03	\$0.00%	
	Total			0.03	0.00%	
	Net Current Assets			(13.39)	-0.01%	
	GRAND TOTAL			84,056.80	100.00%	

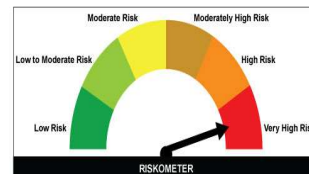
\$ Less Than 0.01% of NAV

SCHEME RISK-O-METER



The risk of the scheme is Very High

**BENCHMARK NAME - NIFTY PHARMA TRI
BENCHMARK RISK-O-METER**



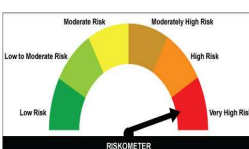
The risk of the benchmark is Very High

Monthly Portfolio Statement as on November 30, 2024

ISIN	Name of the Instrument	Industry / Rating	Quantity	Market/Fair Value (Rs. in Lacs)	% to NAV	YIELD
Equity & Equity related						
(a) Listed / awaiting listing on Stock Exchanges						
INE040A01034	HDFC Bank Limited	Banks	29,16,200	52,376.41	6.13%	
INE090A01021	ICICI Bank Limited	Banks	32,53,286	42,295.97	4.95%	
INE018A01030	Larsen & Toubro Limited	Construction	8,31,063	30,955.43	3.63%	
INE009A01021	Infosys Limited	IT - Software	15,70,000	29,168.25	3.42%	
INE020A01018	Reliance Industries Limited	Petroleum Products	17,04,000	22,019.09	2.58%	
INE238A01034	Axis Bank Limited	Banks	19,35,000	21,987.41	2.58%	
INE200M01039	Varun Beverages Limited	Beverages	30,58,685	19,000.55	2.23%	
INE849A01020	Trent Limited	Retailing	2,35,000	15,969.19	1.87%	
INE733E01010	NTPC Limited	Power	43,00,000	15,636.95	1.83%	
INE134E01011	Power Finance Corporation Limited	Finance	31,52,820	15,615.92	1.83%	
INE101A01026	Mahindra & Mahindra Limited	Automobiles	5,25,000	15,572.03	1.82%	
INE481G01011	UltraTech Cement Limited	Cement & Cement Products	1,31,000	14,674.82	1.72%	
INE22FR01019	Electronics Mart India Limited	Retailing	79,27,509	14,275.07	1.67%	
INE755A01035	Sarvadhara Motherhood International Limited	Auto Components	83,95,529	13,639.38	1.60%	
INE062A01020	State Bank of India	Banks	15,20,000	12,752.04	1.49%	
INE811K01011	Prestige Estates Projects Limited	Realty	7,48,015	12,346.36	1.45%	
INE123W01016	SBI Life Insurance Company Limited	Insurance	8,35,000	12,005.21	1.41%	
INE296A01024	Bajaj Finance Limited	Finance	1,67,423	11,009.57	1.29%	
INE522F01014	Coal India Limited	Consumable Fuels	26,00,000	10,826.40	1.27%	
INE404A01024	Aditya Birla Sun Life AMC Limited	Capital Markets	12,29,148	10,634.59	1.25%	
INE858B01010	Maruti Suzuki India Limited	Automobiles	95,202	10,542.86	1.23%	
INE880J01026	JSW Infrastructure Ltd	Transport Infrastructure	32,67,936	10,181.25	1.19%	
INE030A01027	Hindustan Unilever Limited	Diversified FMCG	4,05,000	10,109.41	1.18%	
INE872J01023	Devyani International Limited	Leisure Services	60,91,450	10,064.50	1.18%	
INE944F01028	Radico Khalthan Limited	Beverages	4,09,005	10,052.73	1.18%	
INE732I01013	Angel One Limited	Capital Markets	3,44,116	9,969.38	1.17%	
INE237A01028	Kotak Mahindra Bank Limited	Banks	5,50,000	9,708.88	1.14%	
INE154A01025	ITC Limited	Diversified FMCG	19,43,466	9,265.47	1.09%	
INE695C01036	JB Chemicals & Pharmaceuticals Limited	Pharmaceuticals & Biotechnology	5,28,466	9,170.47	1.07%	
INE897D01024	Bharti Airtel Limited	Telecom - Services	5,50,000	8,949.33	1.05%	
INE235A01022	Finolex Cables Limited	Industrial Products	7,62,581	8,768.54	1.03%	
INE326A01037	Lupin Limited	Pharmaceuticals & Biotechnology	4,25,000	8,715.69	1.02%	
INE257A01026	Bharat Heavy Electricals Limited	Electrical Equipment	34,00,000	8,537.06	1.00%	
INE066F01020	Hindustan Aeronautics Limited	Aerospace & Defense	1,90,000	8,506.02	1.00%	
INE053A01029	The Indian Hotels Company Limited	Leisure Services	10,64,000	8,441.24	0.99%	
INE343G01021	Bharti Hexacom Limited	Telecom - Services	6,07,022	8,353.84	0.98%	
INE146L01010	Kriposkar Oil Engines Limited	Industrial Products	7,43,414	8,339.25	0.98%	
INE102D01028	Godrej Consumer Products Limited	Personal Products	6,56,109	8,166.26	0.96%	
INE094A01015	Hindustan Petroleum Corporation Limited	Petroleum Products	21,19,962	8,121.57	0.95%	
INE634S01028	Mankind Pharma Limited	Pharmaceuticals & Biotechnology	3,15,610	8,088.53	0.95%	
INE095A01012	IndusInd Bank Limited	Banks	7,91,000	7,877.17	0.92%	
INE646L01027	InterGlobe Aviation Limited	Transport Services	1,76,916	7,746.97	0.91%	
INE138Y01010	KFin Technologies Limited	Capital Markets	6,62,071	7,704.85	0.90%	
INE520A01027	Zensar Technologies Limited	IT - Software	9,89,733	7,513.06	0.88%	
INE149A01033	Cholamandlam Financial Holdings Limited	Finance	4,28,916	6,999.05	0.82%	
INE696C01036	Tech Mahindra Limited	IT - Software	4,05,000	6,934.82	0.81%	
INE65A01025	Bharat Forge Limited	Auto Components	5,01,914	6,685.42	0.78%	
INE0CLJ01024	Rategain Travel Technologies Limited	IT - Software	9,08,663	6,377.91	0.75%	
INE749A01030	Jindal Steel & Power Limited	Ferrous Metals	6,86,729	6,224.86	0.73%	
INE917I01010	Bajaj Auto Limited	Automobiles	68,261	6,166.46	0.72%	
INE398R01022	Syngene International Limited	Healthcare Services	6,48,939	6,105.22	0.72%	
INE038A01020	Hindalco Industries Limited	Non - Ferrous Metals	9,00,000	5,905.80	0.69%	
INE671A01010	Honeywell Automation India Limited	Industrial Manufacturing	14,181	5,790.83	0.68%	
INE38A01022	Apollo Tyres Limited	Auto Components	10,97,595	5,593.89	0.66%	
INE974K01010	Tube Investments of India Limited	Auto Components	1,50,000	5,385.83	0.63%	
INE018E01016	SBI Cards and Payment Services Limited	Finance	7,50,000	5,254.50	0.62%	
INE148O01028	Delhivery Limited	Transport Services	15,63,585	5,252.86	0.62%	
INE486A01021	CESC Limited	Power	30,00,000	5,219.40	0.61%	
INE155A01022	Tata Motors Limited	Automobiles	6,60,000	5,190.57	0.61%	
INE918Z01012	Keynes Technology India Limited	Industrial Manufacturing	84,384	5,052.45	0.59%	
INE214T01019	LTMindtree Limited	IT - Software	81,683	5,041.80	0.59%	
INE982J01020	One 97 Communications Limited	Financial Technology (Fintech)	5,57,470	5,026.99	0.59%	
INE97C01011	Aditya Birla Fashion and Retail Limited	Retailing	15,50,000	4,963.13	0.57%	
INE082M01014	Greenpanel Industries Limited	Consumer Durables	13,24,133	4,599.38	0.54%	
INE0JUS01029	Harsha Engineers International Limited	Industrial Products	9,02,840	4,549.41	0.53%	
INE741K01010	CreditAccess Grameen Limited	Finance	4,83,367	4,359.97	0.51%	
INE591G01017	Coforge Limited	IT - Software	49,765	4,322.51	0.51%	
INE356A01018	Mphasis Limited	IT - Software	1,45,000	4,313.10	0.51%	
INE158A01026	Hero MotoCorp Limited	Automobiles	90,000	4,285.53	0.50%	
INE192R01011	Avenue Supermarts Limited	Retailing	1,14,163	4,234.99	0.50%	
INE089A01031	Dr. Reddy's Laboratories Limited	Pharmaceuticals & Biotechnology	3,50,000	4,208.05	0.49%	
INE030A01024	Siemens Limited	Electrical Equipment	55,627	4,205.87	0.49%	
INE299U01018	Compton Greaves Consumer Electricals Limited	Consumer Durables	10,18,606	4,173.23	0.49%	
INE355A01028	Somany Ceramics Limited	Consumer Durables	5,90,717	4,109.32	0.48%	
INE689A01014	NLC India Limited	Power	15,04,593	3,894.64	0.46%	
INE922K01024	India Shelter Finance Corporation Limited	Finance	6,05,036	3,877.07	0.45%	
INE111A01025	Container Corporation of India Limited	Transport Services	4,50,000	3,727.58	0.44%	
INE121A01024	Cholamandlam Investment and Finance Company Ltd	Finance	2,96,610	3,660.02	0.43%	
INE192B01031	Welspun Living Limited	Textiles & Apparels	23,56,429	3,593.55	0.42%	
INE94L01022	MedPlus Health Services Limited	Retailing	4,50,000	3,522.15	0.41%	
INE068V01023	Gland Pharma Limited	Pharmaceuticals & Biotechnology	1,98,014	3,441.48	0.40%	
INE136B01020	Cyient Limited	IT - Services	1,83,602	3,402.97	0.40%	
INE325A01013	Timken India Limited	Industrial Products	99,771	3,370.66	0.39%	
INE806T01020	Sapphire Foods India Limited	Leisure Services	10,15,265	3,311.79	0.39%	
INE191H01014	PVR INOX Limited	Entertainment	21,10,411	3,250.14	0.38%	
INE01A001028	Stanley Lifestyles Limited	Consumer Durables	71,11,174	3,081.87	0.36%	
INE531A01024	Kansai Nerolac Paints Limited	Consumer Durables	10,44,992	2,935.91	0.34%	
INE77K01022	R K Kabel Limited	Industrial Products	1,64,779	2,659.15	0.31%	
INE100A01010	Atul Limited	Chemicals & Petrochemicals	35,000	2,553.53	0.30%	
INE742F01042	Adani Ports and Special Economic Zone Limited	Transport Infrastructure	2,00,000	2,380.10	0.28%	
INE0LXG01040	Ota Electric Mobility Ltd	Automobiles	21,42,975	1,873.17	0.22%	
INE0V6F01027	Hyundai Motor India Ltd	Automobiles	92,918	1,780.82	0.21%	
INE195A01028	Supreme Industries Limited	Industrial Products	36,851	1,713.98	0.20%	
INE108V01019	Awfis Space Solutions Limited	Commercial Services & Supplies	2,34,780	1,629.02	0.19%	
INE063P01018	Equitas Small Finance Bank Limited	Banks	22,10,000	1,377.49	0.16%	
INE00NG01011	NTPC Green Energy Limited	Power	10,60,254	1,323.62	0.16%	
INE83R01016	P N Gadgil Jewellers Limited	Consumer Durables	1,45,824	993.35	0.12%	
INE0N2P01017	Rishabh Instruments Ltd	Electrical Equipment	2,61,753	977.12	0.11%	
INE791I01019	Brigade Enterprises Limited	Realty	70,906	879.87	0.10%	
INE330T01021	Happy Forgings Limited	Industrial Products	51,461	564.12	0.07%	
INE377Y01014	Bajaj Housing Finance Limited	Finance	3,26,906	444.17	0.05%	
Subtotal				8,28,307.86	97.06%	
(b) UNLISTED				NIL	NIL	NIL
Subtotal				NIL	NIL	NIL
Total				8,28,307.86	97.06%	
Money Market Instruments						
Triparty Repo/ Reverse Repo Instrument						
Triparty Repo				26,391.91	3.09%	
Total				26,391.91	3.09%	
OTHERS						
Cash Margin - CCIL				12.28	0.00%	
Total				12.28	0.00%	
Net Current Assets				(843.78)	-0.15%	
GRAND TOTAL				8,53,868.27	100.00%	

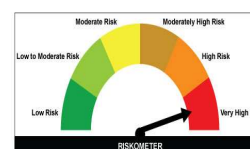
\$ Less Than 0.01% of NAV

SCHEME RISK-O-METER



BENCHMARK NAME - NIFTY 500 TRI

BENCHMARK RISK-O-METER

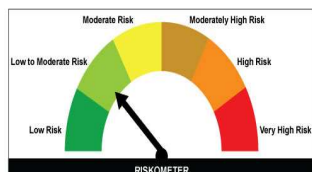


Monthly Portfolio Statement as on November 30,2024

ISIN	Name of the Instrument	Industry / Rating	Quantity	Market/Fair Value (Rs. in Lacs)	% to NAV	YIELD
Debt Instruments						
(a) Listed / awaiting listing on Stock Exchange						
Government Securities						
IN2220160013	8.08% State Government Securities	SOVEREIGN	77,98,400	7,932.67	36.20%	7.00%
IN3120160053	8.07% State Government Securities	SOVEREIGN	54,12,400	5,504.29	25.12%	7.00%
IN1620160052	8.18% State Government Securities	SOVEREIGN	20,00,000	2,032.35	9.27%	7.17%
IN2220160021	7.96% State Government Securities	SOVEREIGN	10,50,000	1,066.62	4.87%	7.00%
IN1520160053	8.05% State Government Securities	SOVEREIGN	10,00,000	1,016.73	4.64%	7.00%
IN000626C076	GOI STRIPS (MD 16/06/2026)	SOVEREIGN	9,65,000	871.22	3.98%	6.86%
IN000626C043	GOVT. STOCK 12JUN2026C STRP	SOVEREIGN	8,00,000	722.79	3.30%	6.86%
IN3120160715	7.72% State Government Securities	SOVEREIGN	5,00,000	503.91	2.30%	7.15%
IN3120150203	8.69% State Government Securities	SOVEREIGN	3,35,000	341.99	1.56%	7.00%
IN2920150264	8.55% State Government Securities	SOVEREIGN	1,88,000	191.72	0.87%	7.00%
IN1520160038	7.98% State Government Securities	SOVEREIGN	1,40,000	142.07	0.65%	7.00%
IN2920150355	8.39% State Government Securities	SOVEREIGN	1,07,000	108.75	0.50%	7.15%
IN1020160025	8.09% State Government Securities	SOVEREIGN	1,03,500	105.27	0.48%	7.01%
IN1520160046	7.98% State Government Securities	SOVEREIGN	1,00,000	101.52	0.46%	7.00%
IN000626C035	7.63% GOI (MD17/06/2059)-Strips (C)-(MD17/06/2026)	SOVEREIGN	1,10,200	99.47	0.45%	6.86%
IN2920150256	8.65% State Government Securities	SOVEREIGN	90,800	92.65	0.42%	7.00%
IN000426P016	5.63% GOI Strips (MD 12/04/2026)	SOVEREIGN	94,000	85.87	0.39%	6.86%
IN1620160060	7.98% State Government Securities	SOVEREIGN	68,000	69.09	0.32%	7.01%
IN2020150164	8.69% State Government Securities	SOVEREIGN	50,000	51.03	0.23%	7.01%
IN3120160038	8.01% State Government Securities	SOVEREIGN	35,000	35.53	0.16%	7.00%
IN000426C030	GOI Strips (MD 12/04/2026)	SOVEREIGN	27,900	25.49	0.12%	6.86%
IN2220150204	8.51% State Government Securities	SOVEREIGN	25,000	25.48	0.12%	7.00%
IN3420150168	8.57% State Government Securities	SOVEREIGN	20,000	20.39	0.09%	7.04%
IN0020089077	8% Government of India	SOVEREIGN	17,000	17.22	0.08%	7.08%
Subtotal				21,164.12	96.58%	
(b) Privately placed / Unlisted						
Subtotal				NIL	NIL	NIL
(c) Securitised Debt						
Subtotal				NIL	NIL	
Total				21,164.12	96.58%	
Money Market Instruments						
Triparty Repo/ Reverse Repo Instrument						
Triparty Repo						
Total				79.82	0.36%	
OTHERS						
Cash Margin - CCIL						
Total				0.02	0.00%	
Net Current Assets				670.86	3.06%	
GRAND TOTAL				21,914.82	100.00%	

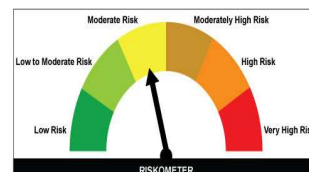
₹ Less Than 0.01% of NAV

SCHEME RISK-O-METER



The risk of the scheme is Low to Moderate

BENCHMARK NAME - CRISIL MEDIUM TERM DEBT INDEX
BENCHMARK RISK-O-METER



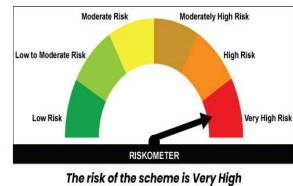
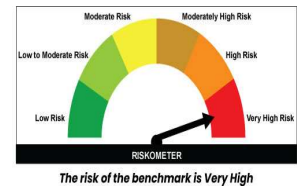
The risk of the benchmark is Moderate

Monthly Portfolio Statement as on November 30,2024

ISIN	Name of the Instrument	Industry / Rating	Quantity	Market/Fair Value (Rs. in Lacs)	% to NAV	YIELD
	Equity & Equity related					
	(a) Listed Foreign Securities/Overseas ETFs					
KYG114741062	Bizlink Holding Inc	Electrical Components & Equipment	1,79,750	3,023.64	8.44%	
TW0002330008	Taiwan Semiconductor Manufacturing Co Ltd	Semiconductors	1,15,681	2,995.56	8.37%	
TW0002376001	MongoDB Inc	Technology Hardware, Storage & Peripherals	3,13,556	2,213.31	6.18%	
TW0003653002	Jentech Precision Industrial Co Ltd	Semiconductors	57,358	2,065.38	5.77%	
TW0002317005	Hon Hai Precision Industry Co Ltd	Electronic Manufacturing Services	3,84,509	1,954.38	5.46%	
TW0006274004	Taiwan Union Technology Corp	Electronic Components	4,20,937	1,871.41	5.23%	
TW0006223001	Mpi Corporation	Semiconductor Materials & Equipment	91,554	1,856.64	5.18%	
TW0003529004	eMemory Technology Inc	Semiconductors	22,377	1,695.89	4.74%	
TW0002360005	Chroma Ate	Electronic Equipment & Instruments	1,51,283	1,622.45	4.53%	
TW0002345006	Accton Technology Corporation	Communications Equipment	87,218	1,489.80	4.16%	
TW0002382009	Quanta Computer Inc.	Technology Hardware, Storage & Peripherals	1,96,339	1,485.44	4.15%	
TW0002449006	King Yuan Electronics Co Ltd	Semiconductors	3,61,062	1,187.49	3.32%	
TW0002368008	Gold Circuit Electronics Ltd	Electronic Components	2,14,333	1,033.69	2.89%	
TW0003017000	Asia Vital Components Co Ltd	Technology Hardware, Storage & Peripherals	60,992	1,019.63	2.85%	
TW0002357001	Asustek Computer Inc	Technology Hardware, Storage & Peripherals	61,563	941.14	2.63%	
TW0004746003	Formosa Laboratories Inc	Pharmaceuticals	4,62,168	913.21	2.55%	
TW0006515000	WinWay Technology Co. Ltd	Semiconductor Materials & Equipment	28,581	876.83	2.45%	
TW0006187008	All Ring Tech Co Ltd	Electronic Equipment & Instruments	74,936	844.57	2.36%	
TW0003227005	PixArt Imaging Inc	Semiconductors	1,47,916	821.05	2.29%	
TW0003131009	Grand Process Technology Corporation	Semiconductor Materials & Equipment	18,858	806.53	2.25%	
TW0002454003	Visual Photonics Epitaxy Co Ltd	Semiconductor Materials & Equipment	1,80,537	797.94	2.23%	
TW0005274005	Aspeed Technology Inc	Semiconductors	7,488	795.27	2.22%	
TW0002383007	Elite Material Co Ltd	Electronic Components	60,814	740.75	2.07%	
TW0006669005	Wiwynn Corporation	Technology Hardware, Storage & Peripherals	14,560	732.49	2.05%	
TW0003680005	Gudeng Precision Industrial Co Ltd	Semiconductor Materials & Equipment	53,200	687.42	1.92%	
TW0002454006	MediaTek Incorporation	Semiconductors	19,593	639.30	1.79%	
TW0006210006	Chenbro Micom Co Ltd	Technology Hardware, Storage & Peripherals	35,341	265.54	0.74%	
	Subtotal			35,376.75	98.82%	
	(b) UNLISTED			NIL	NIL	NIL
	Subtotal			NIL	NIL	NIL
	Total			35,376.75	98.82%	
	Money Market Instruments					
	Triparty Repo/ Reverse Repo Instrument					
	Triparty Repo			651.92	1.82%	
	Total			651.92	1.82%	
	OTHERS					
	Cash Margin - CCIL			0.63	0.00%	
	Total			0.63	0.00%	
	Net Current Assets			(221.02)	-0.64%	
	GRAND TOTAL			35,806.28	100.00%	

\$ Less Than 0.01% of NAV

SCHEME RISK-O-METER

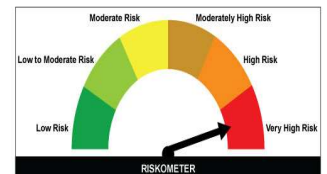
BENCHMARK NAME - TAIWAN CAPITALIZATION WEIGHTED STOCK INDEX (TAIEX)
BENCHMARK RISK-O-METER

Monthly Portfolio Statement as on November 30,2024

ISIN	Name of the Instrument	Industry / Rating	Quantity	Market/Fair Value (Rs. in Lacs)	% to NAV	YIELD
Equity & Equity related						
(a) Listed / awaiting listing on Stock Exchanges						
INE101A01026	Mahindra & Mahindra Limited	Automobiles	2,41,020	7,148.89	24.22%	
INE155A01022	Tata Motors Limited	Automobiles	5,74,129	4,515.24	15.30%	
INE585B01010	Maruti Suzuki India Limited	Automobiles	35,606	3,943.08	13.36%	
INE917I01010	Bajaj Auto Limited	Automobiles	30,041	2,713.80	9.19%	
INE066A01021	Eicher Motors Limited	Automobiles	37,189	1,796.92	6.09%	
INE158A01026	Hero MotoCorp Limited	Automobiles	35,076	1,670.21	5.66%	
INE494B01023	TVS Motor Company Limited	Automobiles	63,411	1,543.71	5.23%	
INE775A01035	Samvardhana Motherson International Limited	Auto Components	7,54,880	1,226.38	4.16%	
INE465A01025	Bharat Forge Limited	Auto Components	68,855	917.32	3.11%	
INE208A01029	Ashok Leyland Limited	Agricultural, Commercial & Construction Vehicles	3,87,070	898.31	3.04%	
INE323A01026	Bosch Limited	Auto Components	2,368	628.00	2.81%	
INE883A01011	MRF Limited	Auto Components	538	673.85	2.28%	
INE787D01026	Balkrishna Industries Limited	Auto Components	21,724	603.96	2.05%	
INE302A01020	Exide Industries Limited	Auto Components	1,22,939	556.42	1.89%	
INE438A01022	Apollo Tyres Limited	Auto Components	89,941	458.38	1.55%	
Subtotal				29,494.47	99.94%	
(b) UNLISTED						
Subtotal				NIL	NIL	NIL
Total				29,494.47	99.94%	
Money Market Instruments						
Triparty Repo/ Reverse Repo Instrument						
Triparty Repo				79.04	0.27%	
Total				79.04	0.27%	
OTHERS						
Cash Margin - CCIL				1.40	0.00%	
Total				1.40	0.00%	
Net Current Assets				(60.14)	-0.21%	
GRAND TOTAL				29,514.77	100.00%	

₹ Less Than 0.01% of NAV

SCHEME RISK-O-METER

BENCHMARK NAME - NIFTY AUTO TRI
BENCHMARK RISK-O-METER

Monthly Portfolio Statement as on November 30,2024

ISIN	Name of the Instrument	Industry / Rating	Quantity	Market/Fair Value (Rs. in Lacs)	% to NAV	YIELD
	SILVER					
	SILVER 999 (in Kg)*		5,69,244	5,07,835.70	97.40%	
	Subtotal			5,07,835.70	97.40%	
	Total			5,07,835.70	97.40%	
	Money Market Instruments					
	Triparty Repo/ Reverse Repo Instrument					
	Triparty Repo			466.66	0.09%	
	Total			466.66	0.09%	
	OTHERS					
	Cash Margin - CCIL			6.32	0.00%	
	Total			6.32	0.00%	
	Net Current Assets			13,092.69	2.51%	
	GRAND TOTAL			5,21,401.37	100.00%	

\$ Less Than 0.01% of NAV

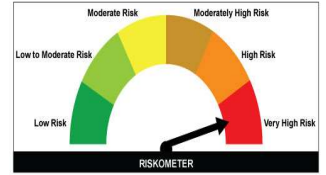
Aggregate value of investments made by other schemes of Nippon India Mutual Fund are amounting to Rs 12506.15 Lacs.

SCHEME RISK-O-METER



The risk of the scheme is Very High

**BENCHMARK NAME - DOMESTIC PRICE OF SILVER
BENCHMARK RISK-O-METER**



The risk of the benchmark is Very High

Monthly Portfolio Statement as on November 30,2024

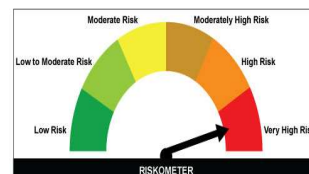
ISIN	Name of the Instrument	Industry / Rating	Quantity	Market/Fair Value (Rs. in Lacs)	% to NAV	YIELD
	Money Market Instruments					
	Triparty Repo/ Reverse Repo Instrument					
	Triparty Repo			190.83	0.38%	
	Total			190.83	0.38%	
	Exchange Traded Funds					
INF204KC1402	Nippon India Silver ETF		5,71,40,972	49,666.93	99.80%	
	Total			49,666.93	99.80%	
	OTHERS					
	Cash Margin - CCIL			0.13	0.00%	
	Total			0.13	0.00%	
	Net Current Assets			(90.97)	-0.18%	
	GRAND TOTAL			49,766.92	100.00%	

₹ Less Than 0.01% of NAV

SCHEME RISK-O-METER



**BENCHMARK NAME - DOMESTIC PRICE OF SILVER
BENCHMARK RISK-O-METER**

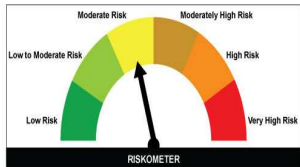


Monthly Portfolio Statement as on November 30, 2024

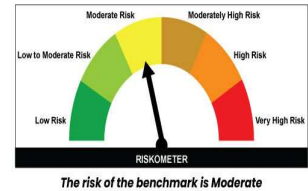
ISIN	Name of the Instrument	Industry / Rating	Quantity	Market/Fair Value (Rs. in Lacs)	% to NAV	YIELD
	Debt Instruments					
	(a) Listed / awaiting listing on Stock Exchange					
	Government Securities					
IN3120180010	8.05% State Government Securities	SOVEREIGN	73,57,500	7,586.93	44.89%	7.12%
IN4520200093	6.99% State Government Securities	SOVEREIGN	61,90,000	6,188.42	36.62%	7.12%
IN1020180080	8.39% State Government Securities	SOVEREIGN	4,50,000	468.72	2.77%	7.14%
IN000628C072	GOI STRIPS (MD 16/06/2028)	SOVEREIGN	5,48,000	432.53	2.56%	6.91%
IN000628C049	GOI Strips (MD 12/06/2028)	SOVEREIGN	5,15,000	406.79	2.41%	6.91%
IN3120180051	8.32% State Government Securities	SOVEREIGN	2,87,700	299.20	1.77%	7.13%
IN000728C013	GOI STRIPS (MD 02/07/2028)	SOVEREIGN	2,31,000	181.78	1.08%	6.91%
IN1620180035	8.57% State Government Securities	SOVEREIGN	1,70,000	178.22	1.05%	7.14%
IN3320160127	8.49% State Government Securities	SOVEREIGN	1,71,000	177.86	1.05%	7.30%
IN000628C031	7.63% GOI (MD 17/06/2059)-Strips (C)-(MD17/06/2028)	SOVEREIGN	1,42,600	112.53	0.67%	6.91%
IN2120180046	8.55% State Government Securities	SOVEREIGN	95,000	99.50	0.59%	7.15%
IN1520170193	8.19% State Government Securities	SOVEREIGN	70,000	72.33	0.43%	7.12%
IN2920180121	8.54% State Government Securities	SOVEREIGN	60,000	62.84	0.37%	7.15%
IN2020180047	8.41% State Government Securities	SOVEREIGN	51,000	53.19	0.31%	7.14%
IN2820180049	8.34% State Government Securities	SOVEREIGN	50,000	52.01	0.31%	7.15%
IN3120170128	8.28% State Government Securities	SOVEREIGN	50,000	51.82	0.31%	7.12%
IN1620170168	8.14% State Government Securities	SOVEREIGN	50,000	51.63	0.31%	7.14%
IN3620180064	8.53% State Government Securities	SOVEREIGN	20,000	20.94	0.12%	7.14%
IN3320150607	8.71% State Government Securities	SOVEREIGN	10,000	10.45	0.06%	7.29%
IN3320180034	8.45% State Government Securities	SOVEREIGN	10,000	10.44	0.06%	7.15%
IN2920180030	8.16% State Government Securities	SOVEREIGN	10,000	10.34	0.06%	7.15%
IN1520180044	8.16% State Government Securities	SOVEREIGN	8,000	8.28	0.05%	7.12%
IN1520230047	7.22% State Government Securities	SOVEREIGN	8,000	8.06	0.05%	7.10%
IN000327C048	GOI STRIPS (MD 19/03/2027)	SOVEREIGN	5,000	4.29	0.03%	6.90%
IN220230030	7.2% State Government Securities	SOVEREIGN	2,600	2.62	0.02%	7.09%
IN2020180039	8.33% State Government Securities	SOVEREIGN	2,000	2.08	0.01%	7.14%
IN3420170216	8.09% State Government Securities	SOVEREIGN	2,000	2.06	0.01%	7.15%
IN000627C090	GOI Strips (MD 19/06/2027)	SOVEREIGN	2,000	1.69	0.01%	6.89%
	Subtotal			16,557.55	97.98%	
	(b) Privately placed / Unlisted			NIL	NIL	NIL
	Subtotal			NIL	NIL	NIL
	(c) Securitised Debt					
	Subtotal					
	Total			16,557.55	97.98%	
	Money Market Instruments					
	Triparty Repo/ Reverse Repo Instrument					
	Triparty Repo			44.89	0.27%	
	Total			44.89	0.27%	
	OTHERS					
	Cash Margin - CCIL			0.18	\$0.00%	
	Total			0.18	0.00%	
	Net Current Assets			298.56	1.75%	
	GRAND TOTAL			16,901.18	100.00%	

\$ Less Than 0.01% of NAV

SCHEME RISK-O-METER



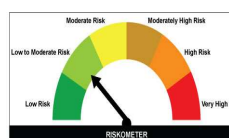
BENCHMARK NAME - CRISIL MEDIUM TO LONG TERM DEBT INDEX
 BENCHMARK RISK-O-METER



ISIN	Name of the Instrument	Industry / Rating	Quantity	Market/Fair Value (Rs. in Lacs)	% to NAV	YIELD
Debt Instruments						
(a) Listed / awaiting listing on Stock Exchange						
Government Securities						
IN1920160109	7.75% State Government Securities	SOVEREIGN	1,20,00,000	12,197.23	3.43%	7.06%
IN2120160105	7.76% State Government Securities	SOVEREIGN	1,00,43,700	10,208.56	2.87%	7.07%
IN1920160117	7.86% State Government Securities	SOVEREIGN	80,70,000	8,223.29	2.31%	7.06%
IN1520160202	7.71% State Government Securities	SOVEREIGN	75,00,000	7,618.85	2.14%	7.05%
IN2020160130	7.15% State Government Securities	SOVEREIGN	72,81,000	7,305.68	2.05%	7.05%
IN1520200347	6.58% State Government Securities	SOVEREIGN	65,00,000	6,453.84	1.81%	7.03%
IN3420160175	7.92% State Government Securities	SOVEREIGN	60,00,000	6,115.95	1.72%	7.11%
IN3420160167	7.78% State Government Securities	SOVEREIGN	60,00,000	6,096.89	1.71%	7.11%
IN3120160137	7.39% State Government Securities	SOVEREIGN	60,00,000	6,050.36	1.70%	7.04%
IN3320160267	7.41% State Government Securities	SOVEREIGN	55,00,000	5,546.33	1.56%	7.05%
IN3320170019	7.67% State Government Securities	SOVEREIGN	50,00,000	5,076.73	1.43%	7.07%
IN1920160059	7.08% State Government Securities	SOVEREIGN	42,94,500	4,308.25	1.21%	7.03%
IN3320160309	7.2% State Government Securities	SOVEREIGN	35,00,000	3,517.15	0.99%	7.06%
IN3320160317	7.62% State Government Securities	SOVEREIGN	25,00,000	2,533.36	0.71%	7.07%
IN2120160097	7.6% State Government Securities	SOVEREIGN	25,00,000	2,532.25	0.71%	7.07%
IN1320160162	7.59% State Government Securities	SOVEREIGN	25,00,000	2,515.65	0.71%	7.07%
IN3420160043	7.63% State Government Securities	SOVEREIGN	25,00,000	2,525.90	0.71%	7.08%
IN2220160120	7.25% State Government Securities	SOVEREIGN	25,00,000	2,514.39	0.71%	7.06%
IN2020200290	6.72% State Government Securities	SOVEREIGN	25,00,000	2,487.35	0.70%	7.08%
IN1620160292	7.64% State Government Securities	SOVEREIGN	20,00,000	2,029.16	0.57%	7.06%
IN3120160129	7.23% State Government Securities	SOVEREIGN	20,00,000	2,010.82	0.56%	7.04%
IN3320160259	7.24% State Government Securities	SOVEREIGN	20,00,000	2,010.53	0.56%	7.05%
IN3120190191	7.05% State Government Securities	SOVEREIGN	20,00,000	2,004.78	0.56%	7.04%
IN2920160438	7.85% State Government Securities	SOVEREIGN	15,00,000	1,527.94	0.43%	7.07%
IN3120161424	7.62% State Government Securities	SOVEREIGN	15,00,000	1,521.03	0.43%	7.07%
IN3120160194	7.61% State Government Securities	SOVEREIGN	15,00,000	1,519.68	0.43%	7.07%
IN2120160071	7.4% State Government Securities	SOVEREIGN	15,00,000	1,512.64	0.42%	7.05%
IN1520160186	7.19% State Government Securities	SOVEREIGN	15,00,000	1,507.65	0.42%	7.04%
IN2220160096	7.22% State Government Securities	SOVEREIGN	15,00,000	1,507.31	0.42%	7.06%
IN3420160142	7.21% State Government Securities	SOVEREIGN	15,00,000	1,506.62	0.42%	7.10%
IN3120160178	7.16% State Government Securities	SOVEREIGN	15,00,000	1,506.07	0.42%	7.07%
IN1920160075	7.15% State Government Securities	SOVEREIGN	15,00,000	1,506.07	0.42%	7.07%
IN1320160121	7.1% State Government Securities	SOVEREIGN	15,00,000	1,503.93	0.42%	7.08%
IN2020160056	7.98% State Government Securities	SOVEREIGN	12,00,000	1,218.69	0.34%	7.03%
IN3120161309	7.74% State Government Securities	SOVEREIGN	10,00,000	1,016.03	0.29%	7.07%
IN4520160115	7.4% State Government Securities	SOVEREIGN	10,00,000	1,008.63	0.28%	7.03%
IN3420160092	7.42% State Government Securities	SOVEREIGN	10,00,000	1,008.42	0.28%	7.07%
IN1620160243	7.28% State Government Securities	SOVEREIGN	10,00,000	1,006.46	0.28%	7.03%
IN3420160134	7.16% State Government Securities	SOVEREIGN	10,00,000	1,003.39	0.28%	7.10%
IN1920160042	6.83% State Government Securities	SOVEREIGN	10,00,000	998.46	0.28%	7.03%
IN2020160155	7.8% State Government Securities	SOVEREIGN	5,00,000	508.52	0.14%	7.10%
IN2020160148	7.77% State Government Securities	SOVEREIGN	5,00,000	508.07	0.14%	7.10%
IN2020170014	7.64% State Government Securities	SOVEREIGN	5,00,000	507.13	0.14%	7.09%
IN1520160020	7.96% State Government Securities	SOVEREIGN	5,00,000	507.65	0.14%	7.08%
IN1020160033	7.85% State Government Securities	SOVEREIGN	5,00,000	506.55	0.14%	7.09%
IN3120160087	7.62% State Government Securities	SOVEREIGN	5,00,000	505.32	0.14%	7.05%
IN2120160014	7.62% State Government Securities	SOVEREIGN	5,00,000	505.23	0.14%	7.06%
IN3120160103	7.37% State Government Securities	SOVEREIGN	5,00,000	503.68	0.14%	7.04%
IN1520160160	7.24% State Government Securities	SOVEREIGN	5,00,000	502.97	0.14%	7.04%
IN1920160018	7.14% State Government Securities	SOVEREIGN	5,00,000	501.85	0.14%	7.04%
IN2020160098	7.15% State Government Securities	SOVEREIGN	5,00,000	501.85	0.14%	7.05%
IN1020160066	7.63% State Government Securities	SOVEREIGN	4,19,400	423.67	0.12%	7.09%
IN1620160276	7.8% State Government Securities	SOVEREIGN	20,000	20.35	0.01%	7.06%
Non Convertible Debentures						
INE020908ED9	7.56% REC Limited**	CRISIL AAA	20,000	19,989.48	5.61%	7.55%
INE03FD7983	7.83% Indian Railway Finance Corporation Limited**	CRISIL AAA	1,885	10,038.07	5.35%	7.36%
INE134E08MC7	7.77% Power Finance Corporation Limited**	CRISIL AAA	11,500	11,531.83	3.24%	7.58%
INE020808AA3	7.52% REC Limited**	CRISIL AAA	1,002	10,017.86	2.81%	7.54%
INE261F08D0X	7.58% National Bank For Agriculture and Rural Development	CRISIL AAA	9,000	8,992.61	2.53%	7.59%
INE134E08B19	7.9% Power Finance Corporation Limited**	CRISIL AAA	8,500	8,548.88	2.49%	7.53%
INE752E07D0C4	7.36% Power Grid Corporation of India Limited**	CRISIL AAA	800	8,002.28	2.25%	7.33%
INE053F08304	7.23% Indian Railway Finance Corporation Limited**	CRISIL AAA	7,500	7,478.17	2.10%	7.40%
INE053F08312	7.41% Indian Railway Finance Corporation Limited**	CRISIL AAA	6,500	6,500.85	1.83%	7.40%
INE514E08FG5	7.62% Export Import Bank of India**	CRISIL AAA	645	6,470.37	1.82%	7.39%
INE206D08220	8.4% Nuclear Power Corporation Of India Limited**	CRISIL AAA	590	6,017.80	1.69%	7.44%
INE206D08279	8.14% Nuclear Power Corporation Of India Limited**	CRISIL AAA	500	5,615.86	1.59%	7.45%
INE053F08338	7.68% Indian Railway Finance Corporation Limited**	CRISIL AAA	5,000	5,024.58	1.41%	7.40%
INE134E08M28	7.55% Power Finance Corporation Limited**	CRISIL AAA	5,000	5,006.51	1.41%	7.47%
INE134E08I00	7.23% Power Finance Corporation Limited**	CRISIL AAA	500	4,978.12	1.40%	7.45%
INE733E07KA6	8.05% NTPC Limited**	CRISIL AAA	490	4,942.11	1.39%	7.34%
INE134E08E1	7.63% Power Finance Corporation Limited**	CRISIL AAA	450	4,523.57	1.27%	7.57%
INE134E08L1P1	7.13% Power Finance Corporation Limited**	CRISIL AAA	400	3,972.30	1.12%	7.58%
INE848E07AU1	7.38% NHPC Limited**	ICRA AAA	1,650	3,305.50	0.93%	7.28%
INE752E07OE0	7.89% Power Grid Corporation of India Limited**	CRISIL AAA	300	3,034.17	0.85%	7.30%
INE733E07KC2	8.1% NTPC Limited**	CRISIL AAA	300	3,028.86	0.85%	7.34%
INE134E08B1	7.75% Power Finance Corporation Limited**	CRISIL AAA	300	3,027.27	0.85%	7.44%
INE514E08FB6	8.02% Export Import Bank of India**	CRISIL AAA	300	3,022.41	0.85%	7.38%
INE020808AH8	7.95% REC Limited**	CRISIL AAA	250	2,524.03	0.71%	7.45%
INE752E07NS2	8.13% Power Grid Corporation of India Limited**	CRISIL AAA	250	2,523.68	0.71%	7.34%
INE261F08EF5	7.8% National Bank For Agriculture and Rural Development	ICRA AAA	2,500	2,512.25	0.71%	7.53%
INE733E07KE8	7.58% NTPC Limited**	CRISIL AAA	250	2,508.62	0.70%	7.33%
INE020808K7	7.64% REC Limited**	ICRA AAA	2,500	2,508.48	0.70%	7.45%
INE134E08M1T	7.84% Power Finance Corporation Limited**	CRISIL AAA	2,500	2,500.94	0.70%	7.48%
INE848E07AP1	7.5% NHPC Limited**	ICRA AAA	1,250	2,499.98	0.70%	7.48%
INE556F08KJ7	7.55% Small Industries Dev Bank of India**	CRISIL AAA	2,500	2,497.72	0.70%	7.58%
INE752E07MA2	8.93% Power Grid Corporation of India Limited**	CRISIL AAA	200	2,053.98	0.58%	7.33%
INE556F08KX5	7.79% Small Industries Dev Bank of India**	CRISIL AAA	2,000	2,010.94	0.56%	7.55%
INE514E08FZ5	7.32% Export Import Bank of India**	CRISIL AAA	200	1,997.01	0.56%	7.38%
INE053F08EL2	8.75% Indian Railway Finance Corporation Limited**	CRISIL AAA	154	1,581.65	0.44%	7.40%
INE752E07MS4	8.4% Power Grid Corporation of India Limited**	CRISIL AAA	150	1,520.57	0.43%	7.34%
INE020808AC9	7.54% REC Limited**	CRISIL AAA	150	1,499.70	0.42%	7.54%
INE848E07AB1	7.52% NHPC Limited**	CARE AAA	150	1,499.60	0.42%	7.49%
INE752E07JM3	9.25% Power Grid Corporation of India Limited**	CRISIL AAA	80	1,035.49	0.29%	7.33%
INE848E07AL0	7.35% NHPC Limited**	ICRA AAA	100	987.13	0.28%	7.59%
INE134E08LS5	7.15% Power Finance Corporation Limited**	CRISIL AAA	100	982.64	0.28%	7.58%
INE752E07KL3	8.85% Power Grid Corporation of India Limited**	CRISIL AAA	60	789.18	0.22%	7.33%
INE752E07JN1	9.25% Power Grid Corporation of India Limited**	ICRA AAA	50	519.41	0.15%	7.30%
INE752E07M4	9.35% Power Grid Corporation of India Limited**	CRISIL AAA	50	515.52	0.14%	7.35%
INE848E073S5	8.85% NHPC Limited**	ICRA AAA	500	515.18	0.14%	7.28%
INE752E07JZ5	9.3% Power Grid Corporation of India Limited**	CRISIL AAA	40	513.69	0.14%	7.34%
INE206D08360	8.13% Nuclear Power Corporation Of India Limited**	CRISIL AAA	40	510.45	0.14%	7.26%
INE752E07N0	8.13% Power Grid Corporation of India Limited**	CRISIL AAA	50	508.48	0.14%	7.30%
INE752E07KX8	7.93% Power Grid Corporation of India Limited**	CRISIL AAA	50	503.63	0.14%	7.34%
INE514E08FJ9	7.25% Export Import Bank of India**	CRISIL AAA	50	499.38	0.14%	7.30%
INE752E08688	6.05% Power Grid Corporation of India Limited**	CRISIL AAA	50	486.90	0.14%	7.30%
INE556F08KC2	7.23% Small Industries Dev Bank of India**	ICRA AAA	30	298.36	0.08%	7.71%
Subtotal				3,43,254.63	96.36%	
(b) Privately placed / Unlisted				NIL	NIL	NIL
Subtotal				NIL	NIL	NIL
(c) Securitised Debt				NIL	NIL	NIL
Subtotal				NIL	NIL	NIL
Total				3,43,254.63	96.36%	
Money Market Instruments						
Treasury Bill						
IN002023Z380	364 Days Tbill		4,00,000	399.71	0.11%	6.57%
Triparty Repo/ Reverse Repo Instrument						
Triparty Repo				3,248.91	0.91%	
Total				3,648.62	1.02%	
OTHERS						
Cash Margin - CCL						
Total				5.70	\$0.00%	
Total				5.70	0.00%	
Net Current Assets				9,181.70	2.62%	
GRAND TOTAL				3,56,900.55	100.00%	

** Non Traded Securities/Illiquid Securities
 \$ Less Than 0.01% of NAV

SCHEME RISK-O-METER



BENCHMARK NAME - NIFTY AAA CPSE BOND PLUS SDL APR 2027 60-40 INDEX

BENCHMARK RISK-O-METER



Monthly Portfolio Statement as on November 30,2024

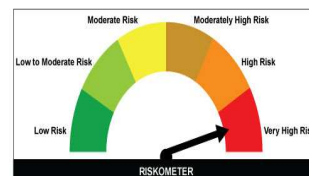
ISIN	Name of the Instrument	Industry / Rating	Quantity	Market/Fair Value (Rs. in Lacs)	% to NAV	YIELD
Equity & Equity related						
(a) Listed / awaiting listing on Stock Exchanges						
INE044A01036	Sun Pharmaceutical Industries Limited	Pharmaceuticals & Biotechnology	3,53,778	6,300.43	5.42%	
INE397D01024	Bharti Airtel Limited	Telecom - Services	3,82,085	6,217.10	5.34%	
INE090A01021	ICICI Bank Limited	Banks	4,36,870	5,679.75	4.88%	
INE326A01037	Lupin Limited	Pharmaceuticals & Biotechnology	2,47,314	5,071.79	4.36%	
INE154A01025	ITC Limited	Diversified FMCG	10,12,253	4,825.92	4.15%	
INE917I01010	Bajaj Auto Limited	Automobiles	47,795	4,317.63	3.71%	
INE481G01011	UltraTech Cement Limited	Cement & Cement Products	37,210	4,168.32	3.58%	
INE018A01030	Larsen & Toubro Limited	Construction	1,11,257	4,144.10	3.56%	
INE269A01022	Colgate Palmolive (India) Limited	Personal Products	1,36,418	3,942.14	3.39%	
INE216A01030	Britannia Industries Limited	Food Products	79,779	3,942.00	3.39%	
INE002A01018	Reliance Industries Limited	Petroleum Products	3,04,338	3,932.66	3.38%	
INE089A01031	Dr. Reddy's Laboratories Limited	Pharmaceuticals & Biotechnology	3,23,774	3,892.73	3.35%	
INE733E01010	NTPC Limited	Power	10,70,317	3,892.21	3.35%	
INE003A01024	Siemens Limited	Electrical Equipment	51,327	3,880.76	3.34%	
INE585B01010	Maruti Suzuki India Limited	Automobiles	34,814	3,855.37	3.31%	
INE047A01021	Grasim Industries Limited	Cement & Cement Products	1,43,763	3,746.82	3.22%	
INE494B01023	TVS Motor Company Limited	Automobiles	1,51,522	3,688.73	3.17%	
INE239A01024	Nestle India Limited	Food Products	1,61,223	3,602.77	3.10%	
INE062A01020	State Bank of India	Banks	4,29,398	3,602.43	3.10%	
INE280A01028	Titan Company Limited	Consumer Durables	1,09,941	3,571.98	3.07%	
INE765G01017	ICICI Lombard General Insurance Company Limited	Insurance	1,86,940	3,480.54	2.99%	
INE298A01020	Cummins India Limited	Industrial Products	97,584	3,399.53	2.92%	
INE685A01028	Torrent Pharmaceuticals Limited	Pharmaceuticals & Biotechnology	93,536	3,109.32	2.67%	
INE238A01034	Axis Bank Limited	Banks	2,71,834	3,088.85	2.66%	
INE323A01026	Bosch Limited	Auto Components	8,755	3,061.29	2.63%	
INE155A01022	Tata Motors Limited	Automobiles	3,76,737	2,962.85	2.55%	
INE192A01025	Tata Consumer Products Limited	Agricultural Food & other Products	3,07,768	2,950.42	2.54%	
INE213A01029	Oil & Natural Gas Corporation Limited	Oil	10,85,831	2,787.33	2.40%	
INE883A01011	MRF Limited	Auto Components	2,084	2,610.24	2.24%	
INE010B01027	Zybus Lifesciences Limited	Pharmaceuticals & Biotechnology	2,57,494	2,487.26	2.14%	
Subtotal				1,16,213.27	99.91%	
(b) UNLISTED				NIL	NIL	NIL
Subtotal				NIL	NIL	NIL
Total				1,16,213.27	99.91%	
Money Market Instruments						
Triparty Repo/ Reverse Repo Instrument						
Triparty Repo				503.86	0.43%	
Total				503.86	0.43%	
OTHERS						
Cash Margin - CCIL				1.03	\$0.00%	
Total				1.03	0.00%	
Net Current Assets				(386.65)	-0.34%	
GRAND TOTAL				1,16,331.51	100.00%	

\$ Less Than 0.01% of NAV

SCHEME RISK-O-METER



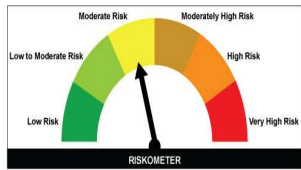
BENCHMARK NAME - NIFTY ALPHA LOW VOLATILITY 30 TR
BENCHMARK RISK-O-METER



Monthly Portfolio Statement as on November 30,2024

ISIN	Name of the Instrument	Industry / Rating	Quantity	Market/Fair Value (Rs. in Lacs)	% to NAV	YIELD
Debt Instruments						
(a) Listed / awaiting listing on Stock Exchange						
Government Securities						
IN1520170045	7.52% State Government Securities	SOVEREIGN	45,00,000	4,558.37	63.44%	7.06%
IN000627C058	6.80% GOI (MD15/12/2060)-Strips (C)-(MD15/06/2027)	SOVEREIGN	10,07,800	850.97	11.84%	6.89%
IN000627C041	GOI STRIPS (MD 12/06/2027)	SOVEREIGN	9,55,000	806.83	11.23%	6.89%
IN000327C048	GOI STRIPS (MD 19/03/2027)	SOVEREIGN	2,31,900	198.92	2.77%	6.90%
IN000627C090	GOI Strips (MD 19/06/2027)	SOVEREIGN	2,18,000	183.94	2.56%	6.89%
IN2020160148	7.77% State Government Securities	SOVEREIGN	1,59,000	161.57	2.25%	7.10%
IN000627C033	7.63% GOI (MD17/06/2059)-Strips (C)-(MD17/06/2027)	SOVEREIGN	1,53,300	129.40	1.80%	6.89%
IN1620160284	7.89% State Government Securities	SOVEREIGN	1,25,300	127.75	1.78%	7.06%
IN000627C074	GOI STRIPS (MD16/06/2027)	SOVEREIGN	1,31,500	111.02	1.55%	6.89%
IN1620220096	7.69% State Government Securities	SOVEREIGN	2,900	2.95	0.04%	7.07%
Subtotal				7,131.72	99.26%	
(b) Privately placed / Unlisted						
Subtotal				NIL	NIL	NIL
(c) Securitised Debt						
Subtotal				NIL	NIL	NIL
Total				7,131.72	99.26%	
Money Market Instruments						
Triparty Repo/ Reverse Repo Instrument						
Triparty Repo				168.80	2.35%	
Total				168.80	2.35%	
OTHERS						
Cash Margin - CCIL				5.02	0.07%	
Total				5.02	0.07%	
Net Current Assets				(120.69)	-1.68%	
GRAND TOTAL				7,184.85	100.00%	

SCHEME RISK-O-METER



The risk of the scheme is Moderate

BENCHMARK NAME - NIFTY MEDIUM TO LONG DURATION DEBT INDEX
BENCHMARK RISK-O-METER



The risk of the benchmark is Moderate

Monthly Portfolio Statement as on November 30,2024

ISIN	Name of the Instrument	Industry / Rating	Quantity	Market/Fair Value (Rs. in Lacs)	% to NAV	YIELD
Debt Instruments						
(a) Listed / awaiting listing on Stock Exchange						
Government Securities						
IN2020160056	7.98% State Government Securities	SOVEREIGN	33,00,000	3,351.41	7.52%	7.03%
IN2220210214	6.24% State Government Securities	SOVEREIGN	20,00,000	1,977.99	4.44%	7.05%
IN2220160039	7.84% State Government Securities	SOVEREIGN	16,00,000	1,621.19	3.64%	7.07%
IN2120160014	7.62% State Government Securities	SOVEREIGN	15,00,000	1,515.69	3.40%	7.06%
IN1520160087	7.6% State Government Securities	SOVEREIGN	15,00,000	1,515.33	3.40%	7.06%
IN2220160054	7.58% State Government Securities	SOVEREIGN	13,00,000	1,312.90	2.95%	7.07%
IN1320150056	8.6% State Government Securities	SOVEREIGN	10,00,000	1,019.98	2.29%	7.04%
IN3120160053	8.07% State Government Securities	SOVEREIGN	10,00,000	1,016.98	2.28%	7.00%
IN2020160049	8.07% State Government Securities	SOVEREIGN	10,00,000	1,016.55	2.28%	7.03%
IN1520160061	7.83% State Government Securities	SOVEREIGN	10,00,000	1,013.29	2.27%	7.06%
IN3120160087	7.62% State Government Securities	SOVEREIGN	10,00,000	1,010.65	2.27%	7.05%
IN320160200	7.63% State Government Securities	SOVEREIGN	10,00,000	1,010.52	2.27%	7.07%
IN2020160072	7.61% State Government Securities	SOVEREIGN	7,00,000	707.21	1.59%	7.06%
IN1520190084	7.04% State Government Securities	SOVEREIGN	7,00,000	701.18	1.57%	7.04%
IN3120150195	8.49% State Government Securities	SOVEREIGN	5,00,000	508.99	1.14%	7.00%
IN2220160013	8.08% State Government Securities	SOVEREIGN	5,00,000	508.61	1.14%	7.00%
IN1020160025	8.09% State Government Securities	SOVEREIGN	5,00,000	508.56	1.14%	7.01%
IN2920160032	8.07% State Government Securities	SOVEREIGN	5,00,000	508.46	1.14%	7.01%
IN4520160065	7.85% State Government Securities	SOVEREIGN	5,00,000	506.88	1.14%	7.05%
IN1020200136	6.39% State Government Securities	SOVEREIGN	5,00,000	496.65	1.11%	6.99%
IN1520160079	7.69% State Government Securities	SOVEREIGN	3,23,100	326.79	0.73%	7.06%
Non Convertible Debentures						
INE053F08239	7.4% Indian Railway Finance Corporation Limited**	CRISIL AAA	4,500	4,500.52	10.10%	7.42%
INE556F08KC2	7.23% Small Industries Dev Bank of India**	ICRA AAA	300	2,983.62	6.69%	7.71%
INE733E07KE8	7.56% NTPC Limited	CRISIL AAA	250	2,508.62	5.63%	7.33%
INE514E08GA6	7.1% Export Import Bank of India**	CRISIL AAA	200	1,991.10	4.47%	7.48%
INE134E08LP1	7.13% Power Finance Corporation Limited**	CRISIL AAA	200	1,986.15	4.46%	7.58%
INE514E08FB6	8.02% Export Import Bank of India**	CRISIL AAA	150	1,511.21	3.39%	7.38%
INE134E08MC7	7.77% Power Finance Corporation Limited**	CRISIL AAA	1,500	1,504.15	3.37%	7.58%
INE752E07MS4	8.4% Power Grid Corporation of India Limited**	CRISIL AAA	100	1,013.71	2.27%	7.34%
INE752E07L7	9.64% Power Grid Corporation of India Limited**	CRISIL AAA	53	682.83	1.53%	7.34%
INE752E07N4	9.35% Power Grid Corporation of India Limited**	CRISIL AAA	50	515.52	1.16%	7.35%
INE752E07NS2	8.13% Power Grid Corporation of India Limited**	CRISIL AAA	50	504.74	1.13%	7.34%
INE514E08FG5	7.62% Export Import Bank of India**	CRISIL AAA	50	501.58	1.13%	7.39%
INE134E08LK2	6.09% Power Finance Corporation Limited	CRISIL AAA	50	488.15	1.10%	7.57%
INE752E07JZ5	9.3% Power Grid Corporation of India Limited**	CRISIL AAA	24	308.21	0.69%	7.34%
INE752E07KX8	7.93% Power Grid Corporation of India Limited**	CRISIL AAA	2	20.15	0.05%	7.34%
Subtotal				43,176.07	96.88%	
(b) Privately placed / Unlisted				NIL	NIL	NIL
Subtotal				NIL	NIL	NIL
(c) Securitised Debt				NIL	NIL	NIL
Subtotal				NIL	NIL	NIL
Total				43,176.07	96.88%	
Money Market Instruments						
Treasury Bill						
IN002023Z380	364 Days Tbill		1,00,000	99.93	0.22%	6.57%
Triparty Repo/ Reverse Repo Instrument						
Triparty Repo						
Total				293.18	0.65%	
OTHERS						
Cash Margin - CCIL						
Total				0.12	0.00%	
Net Current Assets				1,101.08	2.47%	
GRAND TOTAL				44,570.45	100.00%	

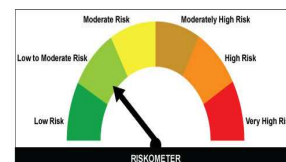
** Non Traded Securities/Illiquid Securities
\$ Less Than 0.01% of NAV

SCHEME RISK-O-METER



The risk of the scheme is Low to Moderate

BENCHMARK NAME - NIFTY AAA PSU BOND PLUS SDL SEP 2026 50:50 INDEX
BENCHMARK RISK-O-METER



The risk of the benchmark is Low to Moderate

Monthly Portfolio Statement as on November 30, 2024

ISIN	Name of the Instrument	Industry / Rating	Quantity	Market/Fair Value (Rs. in Lacs)	% to NAV	YIELD
	Debt Instruments					
	(a) Listed / awaiting listing on Stock Exchange					
	Government Securities					
IN0020170174	7.17% Government of India	SOVEREIGN	59,00,000	5,968.49	14.83%	6.86%
IN1020170131	7.77% State Government Securities	SOVEREIGN	35,00,000	3,576.30	8.89%	7.10%
IN4520200093	6.99% State Government Securities	SOVEREIGN	35,30,000	3,529.10	8.77%	7.12%
IN2920170189	8.44% State Government Securities	SOVEREIGN	30,00,000	3,122.78	7.76%	7.13%
IN0020140011	8.6% Government of India	SOVEREIGN	21,80,000	2,305.45	5.73%	6.84%
IN3120170128	8.28% State Government Securities	SOVEREIGN	19,00,000	1,969.07	4.89%	7.12%
IN0020070069	8.28% Government of India	SOVEREIGN	17,25,000	1,791.99	4.45%	6.84%
IN3120180010	8.05% State Government Securities	SOVEREIGN	16,00,000	1,649.89	4.10%	7.12%
IN0020070036	8.26% Government of India	SOVEREIGN	15,67,000	1,626.09	4.04%	6.80%
IN3320170126	7.59% State Government Securities	SOVEREIGN	15,00,000	1,523.36	3.79%	7.11%
IN1920170116	7.76% State Government Securities	SOVEREIGN	12,00,000	1,225.47	3.05%	7.09%
IN2920180030	8.16% State Government Securities	SOVEREIGN	10,00,000	1,034.08	2.57%	7.15%
IN1020220696	7.7% State Government Securities	SOVEREIGN	10,00,000	1,020.64	2.54%	7.10%
IN1520170128	7.64% State Government Securities	SOVEREIGN	10,00,000	1,017.52	2.53%	7.09%
IN1320200141	6.89% State Government Securities	SOVEREIGN	10,00,000	997.50	2.48%	7.10%
IN3420210046	6.79% State Government Securities	SOVEREIGN	10,00,000	993.21	2.47%	7.13%
IN2920170205	8.13% State Government Securities	SOVEREIGN	6,60,000	681.46	1.69%	7.13%
IN1520170185	8.05% State Government Securities	SOVEREIGN	6,55,400	674.72	1.68%	7.11%
IN3320180026	8.39% State Government Securities	SOVEREIGN	6,00,000	624.73	1.55%	7.15%
IN2020180013	8% State Government Securities	SOVEREIGN	5,00,000	514.64	1.28%	7.13%
IN3120170094	7.65% State Government Securities	SOVEREIGN	5,00,000	509.17	1.27%	7.09%
IN2020200266	7.02% State Government Securities	SOVEREIGN	5,00,000	500.42	1.24%	7.11%
IN3120180036	8.15% State Government Securities	SOVEREIGN	3,92,000	405.54	1.01%	7.12%
IN1520170243	8.26% State Government Securities	SOVEREIGN	3,65,700	378.96	0.94%	7.12%
IN2020170147	8.13% State Government Securities	SOVEREIGN	2,80,400	289.47	0.72%	7.13%
IN2020170113	8.2% State Government Securities	SOVEREIGN	2,50,000	258.31	0.64%	7.13%
IN1620170119	8.2% State Government Securities	SOVEREIGN	2,50,000	258.20	0.64%	7.14%
IN2920180014	7.98% State Government Securities	SOVEREIGN	2,09,300	215.23	0.53%	7.14%
IN3120170151	8.28% State Government Securities	SOVEREIGN	1,75,000	181.47	0.45%	7.12%
IN2920170197	8.28% State Government Securities	SOVEREIGN	1,35,000	139.93	0.35%	7.13%
	Subtotal			38,983.19	96.88%	
	(b) Privately placed / Unlisted			NIL	NIL	NIL
	Subtotal			NIL	NIL	NIL
	(c) Securitised Debt					
	Subtotal					
	Total			38,983.19	96.88%	
	Money Market Instruments					
	Triparty Repo/ Reverse Repo Instrument					
	Triparty Repo			372.24	0.92%	
	Total			372.24	0.92%	
	OTHERS					
	Cash Margin - CCIL			0.20	\$0.00%	
	Total			0.20	0.00%	
	Net Current Assets			887.16	2.20%	
	GRAND TOTAL			40,242.79	100.00%	

\$ Less Than 0.01% of NAV

SCHEME RISK-O-METER



BENCHMARK NAME - NIFTY SDL PLUS G-SEC JUN 2028 70:30 INDEX

BENCHMARK RISK-O-METER

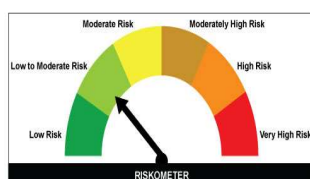


Monthly Portfolio Statement as on November 30,2024

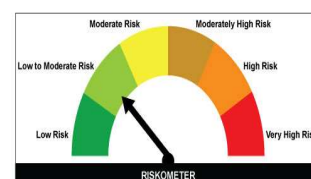
ISIN	Name of the Instrument	Industry / Rating	Quantity	Market/Fair Value (Rs. in Lacs)	% to NAV	YIELD
	Debt Instruments					
	(a) Listed / awaiting listing on Stock Exchange					
	Government Securities					
IN0020220037	7.38% Government of India	SOVEREIGN	3,38,22,700	34,366.26	83.62%	6.79%
IN0020070069	8.28% Government of India	SOVEREIGN	35,00,000	3,635.92	8.85%	6.84%
IN0020170026	6.79% Government of India	SOVEREIGN	16,50,000	1,654.42	4.03%	6.78%
	Subtotal			39,656.60	96.50%	
	(b) Privately placed / Unlisted			NIL	NIL	NIL
	Subtotal			NIL	NIL	NIL
	(c) Securitised Debt			NIL	NIL	
	Subtotal			NIL	NIL	
	Total			39,656.60	96.50%	
	Money Market Instruments					
	Triparty Repo/ Reverse Repo Instrument					
	Triparty Repo			280.40	0.68%	
	Total			280.40	0.68%	
	OTHERS					
	Cash Margin - CCIL			0.13	\$0.00%	
	Total			0.13	0.00%	
	Net Current Assets			1,161.64	2.82%	
	GRAND TOTAL			41,098.77	100.00%	

\$ Less Than 0.01% of NAV

SCHEME RISK-O-METER



**BENCHMARK NAME - NIFTY G-SEC SEP 2027 INDEX
BENCHMARK RISK-O-METER**



Monthly Portfolio Statement as on November 30,2024

ISIN	Name of the Instrument	Industry / Rating	Quantity	Market/Fair Value (Rs. in Lacs)	% to NAV	YIELD
	Debt Instruments					
	(a) Listed / awaiting listing on Stock Exchange					
	Government Securities					
IN0020220029	7.54% Government of India	SOVEREIGN	5,84,76,400	61,532.14	86.94%	6.99%
IN0020210152	6.67% Government of India	SOVEREIGN	82,00,000	8,077.75	11.41%	6.98%
IN0020050012	7.4% Government of India	SOVEREIGN	1,88,000	195.48	0.28%	6.99%
	Subtotal			69,805.37	98.63%	
	(b) Privately placed / Unlisted			NIL	NIL	NIL
	Subtotal			NIL	NIL	NIL
	(c) Securitised Debt			NIL	NIL	
	Subtotal			NIL	NIL	
	Total			69,805.37	98.63%	
	Money Market Instruments					
	Triparty Repo/ Reverse Repo Instrument					
	Triparty Repo			640.76	0.91%	
	Total			640.76	0.91%	
	OTHERS					
	Cash Margin - CCIL			0.36	\$0.00%	
	Total			0.36	0.00%	
	Net Current Assets			332.22	0.46%	
	GRAND TOTAL			70,778.71	100.00%	

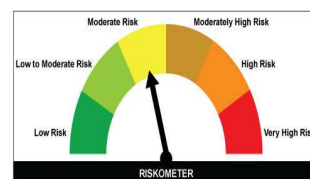
\$ Less Than 0.01% of NAV

SCHEME RISK-O-METER



The risk of the scheme is Moderate

BENCHMARK NAME - NIFTY G-SEC JUN 2036 INDEX
BENCHMARK RISK-O-METER



The risk of the benchmark is Moderate

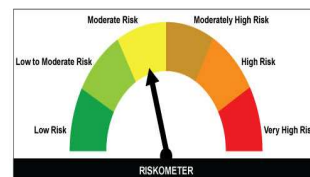
Monthly Portfolio Statement as on November 30,2024

ISIN	Name of the Instrument	Industry / Rating	Quantity	Market/Fair Value (Rs. in Lacs)	% to NAV	YIELD
	Debt Instruments					
	(a) Listed / awaiting listing on Stock Exchange					
	Government Securities					
IN000426P016	5.63% GOI Strips (MD 12/04/2026)	SOVEREIGN	55,00,000	5,024.04	97.42%	6.86%
IN000426C030	GOI Strips (MD 12/04/2026)	SOVEREIGN	1,41,000	128.80	2.50%	6.86%
	Subtotal			5,152.84	99.92%	
	(b) Privately placed / Unlisted			NIL	NIL	NIL
	Subtotal			NIL	NIL	NIL
	(c) Securitised Debt					
	Subtotal			NIL	NIL	
	Total			5,152.84	99.92%	
	Money Market Instruments					
	Triparty Repo/ Reverse Repo Instrument					
	Triparty Repo			5.76	0.11%	
	Total			5.76	0.11%	
	Net Current Assets			(1.55)	-0.03%	
	GRAND TOTAL			5,157.05	100.00%	

SCHEME RISK-O-METER



BENCHMARK NAME - CRISIL MEDIUM TERM DEBT INDEX
BENCHMARK RISK-O-METER



Monthly Portfolio Statement as on November 30, 2024

ISIN	Name of the Instrument	Industry / Rating	Quantity	Market/Fair Value (Rs. in Lacs)	% to NAV	YIELD
	Debt Instruments					
	(a) Listed / awaiting listing on Stock Exchange					
	Government Securities					
IN0020220011	7.1% Government of India	SOVEREIGN	72,76,000	7,380.93	24.78%	6.82%
IN2920180303	8.32% State Government Securities	SOVEREIGN	30,00,000	3,138.89	10.54%	7.14%
IN1020220613	7.54% State Government Securities	SOVEREIGN	25,00,000	2,546.69	8.55%	7.13%
IN3320180158	8.32% State Government Securities	SOVEREIGN	20,00,000	2,093.20	7.03%	7.14%
IN2220220031	7.61% State Government Securities	SOVEREIGN	20,00,100	2,045.89	6.87%	7.12%
IN1320180053	8.36% State Government Securities	SOVEREIGN	15,00,000	1,570.37	5.27%	7.16%
IN3120180226	8.37% State Government Securities	SOVEREIGN	12,00,000	1,259.01	4.23%	7.13%
IN3720180089	8.43% State Government Securities	SOVEREIGN	10,00,000	1,049.37	3.52%	7.19%
IN2220170038	7.18% State Government Securities	SOVEREIGN	10,00,000	1,007.45	3.38%	7.11%
IN0020180454	7.26% Government of India	SOVEREIGN	9,00,000	917.02	3.08%	6.84%
IN3420180157	8.35% State Government Securities	SOVEREIGN	8,00,000	837.54	2.81%	7.16%
IN1520180283	8.28% State Government Securities	SOVEREIGN	7,40,000	774.11	2.60%	7.11%
IN0020150069	7.59% Government of India	SOVEREIGN	7,00,000	721.38	2.42%	6.87%
IN2920180337	8.4% State Government Securities	SOVEREIGN	5,00,000	525.09	1.76%	7.14%
IN2020180146	8.31% State Government Securities	SOVEREIGN	5,00,000	522.76	1.76%	7.16%
IN1520190019	8.14% State Government Securities	SOVEREIGN	5,00,000	521.22	1.75%	7.11%
IN1020220720	7.7% State Government Securities	SOVEREIGN	5,00,000	512.53	1.72%	7.13%
IN1520200032	6.6% State Government Securities	SOVEREIGN	5,00,000	493.17	1.66%	7.08%
IN1920180206	8.32% State Government Securities	SOVEREIGN	4,00,000	419.07	1.41%	7.13%
IN1520180317	8.35% State Government Securities	SOVEREIGN	3,00,000	314.77	1.06%	7.11%
IN1620230020	7.39% State Government Securities	SOVEREIGN	1,47,700	150.01	0.50%	7.09%
IN2220220015	7.11% State Government Securities	SOVEREIGN	1,24,000	124.56	0.42%	7.11%
IN1920180131	8.17% State Government Securities	SOVEREIGN	50,000	52.04	0.17%	7.13%
IN3520200137	6.94% State Government Securities	SOVEREIGN	50,000	49.85	0.17%	7.14%
IN3720180048	8.35% State Government Securities	SOVEREIGN	42,500	44.41	0.15%	7.17%
	Subtotal			29,071.33	97.61%	
	(b) Privately placed / Unlisted			NIL	NIL	NIL
	Subtotal			NIL	NIL	NIL
	(c) Securitised Debt					
	Subtotal			NIL	NIL	
	Total			29,071.33	97.61%	
	Money Market Instruments					
	Triparty Repo/ Reverse Repo Instrument					
	Triparty Repo			203.82	0.68%	
	Total			203.82	0.68%	
	OTHERS					
	Cash Margin - CCIL			0.13	\$0.00%	
	Total			0.13	0.00%	
	Net Current Assets			505.90	1.71%	
	GRAND TOTAL			29,781.18	100.00%	

\$ Less Than 0.01% of NAV

SCHEME RISK-O-METER



The risk of the scheme is Moderate

BENCHMARK NAME - NIFTY SDL PLUS G-SEC JUN 2029 70:30 INDEX
BENCHMARK RISK-O-METER



The risk of the benchmark is Moderate

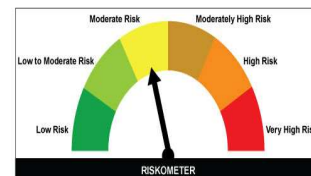
Monthly Portfolio Statement as on November 30,2024

ISIN	Name of the Instrument	Industry / Rating	Quantity	Market/Fair Value (Rs. in Lacs)	% to NAV	YIELD
	Debt Instruments					
	(a) Listed / awaiting listing on Stock Exchange					
	Government Securities					
IN0020230101	7.37% Government of India	SOVEREIGN	72,00,000	7,359.72	62.15%	6.82%
IN0020170174	7.17% Government of India	SOVEREIGN	23,24,700	2,351.69	19.86%	6.86%
IN0020230010	7.06% Government of India	SOVEREIGN	18,80,300	1,899.01	16.04%	6.83%
	Subtotal			11,610.42	98.05%	
	(b) Privately placed / Unlisted			NIL	NIL	NIL
	Subtotal			NIL	NIL	NIL
	(c) Securitised Debt			NIL	NIL	
	Subtotal			NIL	NIL	
	Total			11,610.42	98.05%	
	Money Market Instruments					
	Triparty Repo/ Reverse Repo Instrument					
	Triparty Repo			96.95	0.82%	
	Total			96.95	0.82%	
	OTHERS					
	Cash Margin - CCIL			1.47	0.01%	
	Total			1.47	0.01%	
	Net Current Assets			132.27	1.12%	
	GRAND TOTAL			11,841.11	100.00%	

SCHEME RISK-O-METER



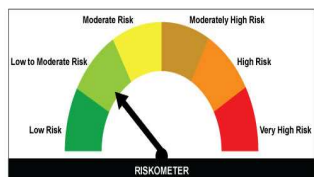
BENCHMARK NAME - NIFTY G-SEC OCT 2028 INDEX
BENCHMARK RISK-O-METER



Monthly Portfolio Statement as on November 30,2024

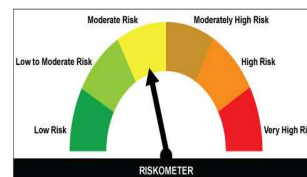
ISIN	Name of the Instrument	Industry / Rating	Quantity	Market/Fair Value (Rs. in Lacs)	% to NAV	YIELD
	Debt Instruments					
	(a) Listed / awaiting listing on Stock Exchange					
	Government Securities					
IN000426P016	5.63% GOI Strips (MD 12/04/2026)	SOVEREIGN	1,18,00,000	10,778.85	97.17%	6.86%
IN000426C030	GOI Strips (MD 12/04/2026)	SOVEREIGN	3,37,800	308.57	2.78%	6.86%
	Subtotal			11,087.42	99.95%	
	(b) Privately placed / Unlisted			NIL	NIL	NIL
	Subtotal			NIL	NIL	NIL
	(c) Securitised Debt					
	Subtotal			NIL	NIL	
	Total			11,087.42	99.95%	
	Money Market Instruments					
	Triparty Repo/ Reverse Repo Instrument					
	Triparty Repo			8.77	0.08%	
	Total			8.77	0.08%	
	Net Current Assets			(3.38)	-0.03%	
	GRAND TOTAL			11,092.81	100.00%	

SCHEME RISK-O-METER



BENCHMARK NAME - CRISIL MEDIUM TERM DEBT INDEX

BENCHMARK RISK-O-METER

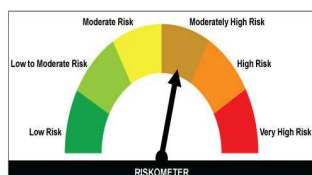


Monthly Portfolio Statement as on November 30,2024

ISIN	Name of the Instrument	Industry / Rating	Quantity	Market/Fair Value (Rs. in Lacs)	% to NAV	YIELD
Debt Instruments						
(a) Listed / awaiting listing on Stock Exchange						
Non Convertible Debentures						
INE261F08DW2	7.57% National Bank For Agriculture and Rural Development**	CRISIL AAA	2,000	1,995.73	9.19%	7.70%
INE0CCU07074	8.02% Mindspace Business Parks REIT**	CRISIL AAA	1,750	1,754.51	8.08%	8.06%
INE020B08EL2	7.44% REC Limited**	CRISIL AAA	1,700	1,697.05	7.82%	7.55%
INE134E08IE1	8.03% Power Finance Corporation Limited**	CRISIL AAA	150	1,507.86	6.95%	7.57%
INE118D07195	7.75% Nuvoco Vistas Corporation Limited**	CRISIL AA	145	1,446.56	6.66%	7.93%
INE540P07459	9.95% U.P. Power Corporation Limited**	CRISIL A+(CE)	113	1,142.24	5.26%	9.04%
INE0AY207012	10.24% Renserv Global Private Limited**	CARE A+(CE)	1,100	1,109.54	5.11%	9.83%
INE233A08063	8.35% Godrej Industries Limited**	CRISIL AAA+	1,100	1,102.78	5.08%	8.07%
INE572J07554	10.25% Spandana Sphoorty Financial Limited**	FITCH A+	1,100	1,099.94	5.07%	10.42%
INE566F08KG3	7.59% Small Industries Dev Bank of India	CRISIL AAA	1,000	998.51	4.60%	7.71%
INE055A08037	8.1% Aditya Birla Real Estate Limited**	CRISIL AA	1,000	998.48	4.60%	8.18%
INE442H08032	8.75% Ashoka Buildcon Limited**	CARE AA-	1,000	993.84	4.58%	9.47%
INE896L07884	10.25% IndoStar Capital Finance Limited**	CRISIL AA-	950	951.01	4.38%	10.57%
INE516Y07451	8.75% Piramal Capital & Housing Finance Limited**	CARE AA	950	940.02	4.33%	9.50%
INE01HV07379	10.15% Vivriti Capital Private Limited**	ICRA A+	900	895.97	4.13%	10.75%
INE566F08KC2	7.23% Small Industries Dev Bank of India**	ICRA AAA	63	626.56	2.89%	7.71%
INE134E08MO2	7.37% Power Finance Corporation Limited**	CRISIL AAA	500	498.31	2.30%	7.57%
INE389Z07047	10.48% Profectus Capital Private Limited**	CRISIL A-	450	452.18	2.08%	10.38%
INE389Z07039	10.48% Profectus Capital Private Limited**	CRISIL A-	380	381.81	1.76%	10.38%
INE261F08D09	7.4% National Bank For Agriculture and Rural Development	CRISIL AAA	25	249.10	1.15%	7.70%
INE566F08KF5	7.54% Small Industries Dev Bank of India**	ICRA AAA	13	129.80	0.60%	7.71%
INE566F08KB4	7.11% Small Industries Dev Bank of India**	ICRA AAA	5	49.66	0.23%	7.71%
Subtotal				21,021.46	96.85%	
(b) Privately placed / Unlisted				NIL	NIL	NIL
Subtotal				NIL	NIL	NIL
(c) Securitised Debt						
Subtotal				NIL	NIL	NIL
Total				21,021.46	96.85%	
Money Market Instruments						
Triparty Repo/ Reverse Repo Instrument						
Triparty Repo						
				32.88	0.15%	
Total				32.88	0.15%	
OTHERS						
Cash Margin - CCIL						
				0.09	\$0.00%	
Total				0.09	0.00%	
Net Current Assets				652.85	3.00%	
GRAND TOTAL				21,707.28	100.00%	

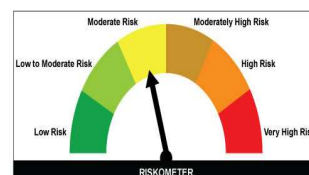
** Non Traded Securities/Illiquid Securities
\$ Less Than 0.01% of NAV

SCHEME RISK-O-METER



The risk of the scheme is Moderately High

**BENCHMARK NAME - CRISIL MEDIUM TERM DEBT INDEX
BENCHMARK RISK-O-METER**



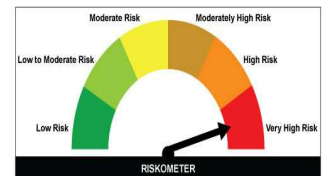
The risk of the benchmark is Moderate

Monthly Portfolio Statement as on November 30,2024

ISIN	Name of the Instrument	Industry / Rating	Quantity	Market/Fair Value (Rs. in Lacs)	% to NAV	YIELD
	Equity & Equity related					
	(a) Listed / awaiting listing on Stock Exchanges					
INE470A01017	3M India Limited	Diversified	36,145	11,655.06	5.07%	
INE918I01026	Bajaj Finserv Limited	Finance	5,48,693	8,669.08	3.77%	
INE663F01024	Info Edge (India) Limited	Retailing	99,958	8,251.83	3.59%	
INE192R01011	Avenue Supermarts Limited	Retailing	2,06,670	7,666.63	3.33%	
INE00H001014	Swiggy Limited	Retailing	15,95,392	7,511.31	3.27%	
INE388Y01029	FSN E-Commerce Ventures Limited	Retailing	43,37,109	7,462.43	3.25%	
INE398R01022	Syngene International Limited	Healthcare Services	7,87,960	7,413.13	3.22%	
INE040A01034	HDFC Bank Limited	Banks	4,00,000	7,184.20	3.12%	
INE090A01021	ICICI Bank Limited	Banks	5,50,000	7,150.55	3.11%	
INE758T01015	Zomato Limited	Retailing	25,50,000	7,133.88	3.10%	
INE00WC01027	Affle (India) Limited	IT - Services	4,31,567	6,988.15	3.04%	
INE342J01019	ZF Commercial Vehicle Control Systems India Limited	Auto Components	53,540	6,683.72	2.91%	
INE797F01020	Jubilant Foodworks Limited	Leisure Services	10,00,000	6,445.50	2.80%	
INE237A01028	Kotak Mahindra Bank Limited	Banks	3,65,000	6,443.16	2.80%	
INE238A01034	Axis Bank Limited	Banks	5,65,000	6,420.10	2.79%	
INE158A01026	Hero MotoCorp Limited	Automobiles	1,15,739	5,511.14	2.40%	
INE0V6F01027	Hyundai Motor India Ltd	Automobiles	2,74,071	5,252.71	2.28%	
INE0FS801015	Motherson Sumi Wiring India Limited	Auto Components	79,78,522	5,105.46	2.22%	
INE148O01028	Delhivery Limited	Transport Services	15,00,000	5,039.25	2.19%	
INE010J01012	Tejas Networks Limited	Telecom - Equipment & Accessories	3,56,923	4,711.21	2.05%	
INE003A01024	Siemens Limited	Electrical Equipment	60,097	4,543.84	1.98%	
INE967H01025	Krishna Institute Of Medical Sciences Limited	Healthcare Services	7,50,000	4,421.63	1.92%	
INE982J01020	One 97 Communications Limited	Financial Technology (Fintech)	4,85,830	4,380.97	1.91%	
INE686F01025	United Breweries Limited	Beverages	2,12,462	4,144.07	1.80%	
INE296A01024	Bajaj Finance Limited	Finance	63,000	4,142.82	1.80%	
INE01QM01018	eMudhra Limited	IT - Services	4,65,584	4,108.08	1.79%	
INE095A01012	IndusInd Bank Limited	Banks	4,05,500	4,038.17	1.76%	
INE323A01026	Bosch Limited	Auto Components	11,379	3,978.80	1.73%	
INE269A01021	Sonata Software Limited	IT - Software	6,31,269	3,951.11	1.72%	
INE155A01022	Tata Motors Limited	Automobiles	5,00,000	3,932.25	1.71%	
INE030A01027	Hindustan Unilever Limited	Diversified FMCG	1,50,000	3,744.23	1.63%	
INE775A01035	Samvardhana Motherson International Limited	Auto Components	22,59,918	3,671.46	1.60%	
INE671A01010	Honeywell Automation India Limited	Industrial Manufacturing	8,570	3,499.57	1.52%	
INE325A01013	Timken India Limited	Industrial Products	99,563	3,363.64	1.46%	
INE07T201019	Restaurant Brands Asia Limited	Leisure Services	37,79,714	3,283.06	1.43%	
INE0LXG01040	Ola Electric Mobility Ltd	Automobiles	34,79,799	3,041.69	1.32%	
INE0UOS01011	Sanofi Consumer Healthcare India Limited	Pharmaceuticals & Biotechnology	58,221	2,809.40	1.22%	
INE494B01023	TVS Motor Company Limited	Automobiles	1,14,012	2,775.57	1.21%	
INE018E01016	SBI Cards and Payment Services Limited	Finance	3,57,243	2,502.84	1.09%	
INE806T01020	Sapphire Foods India Limited	Leisure Services	7,56,595	2,468.01	1.07%	
INE0J5401028	Honasa Consumer Limited	Personal Products	8,61,097	2,272.87	0.99%	
INE462A01022	Bayer Cropscience Limited	Fertilizers & Agrochemicals	39,868	2,269.41	0.99%	
INE148L01010	Kirloskar Oil Engines Limited	Industrial Products	2,00,000	2,243.50	0.98%	
INE058A01010	Sanofi India Limited	Pharmaceuticals & Biotechnology	34,110	2,179.80	0.95%	
INE171Z01026	Bharat Dynamics Limited	Aerospace & Defense	1,85,855	2,137.33	0.93%	
INE192A01025	Tata Consumer Products Limited	Agricultural Food & other Products	2,14,777	2,058.96	0.90%	
	Subtotal			2,24,660.58	97.72%	
	(b) UNLISTED			NIL	NIL	NIL
	Subtotal			NIL	NIL	NIL
	Total			2,24,660.58	97.72%	
	Money Market Instruments					
	Triparty Repo/ Reverse Repo Instrument					
	Triparty Repo			5,695.35	2.48%	
	Total			5,695.35	2.48%	
	OTHERS					
	Cash Margin - CCIL			4.14	0.00%	
	Total			4.14	0.00%	
	Net Current Assets			(408.30)	-0.20%	
	GRAND TOTAL			2,29,951.77	100.00%	

₹ Less Than 0.01% of NAV

SCHEME RISK-O-METER

BENCHMARK NAME - NIFTY 500 TRI
BENCHMARK RISK-O-METER

Monthly Portfolio Statement as on November 30,2024

ISIN	Name of the Instrument	Industry / Rating	Quantity	Market/Fair Value (Rs. in Lacs)	% to NAV	YIELD
Equity & Equity related						
(a) Listed / awaiting listing on Stock Exchanges						
INE009A01021	Infosys Limited	IT - Software	2,09,450	3,891.27	26.09%	
INE467B01029	Tata Consultancy Services Limited	IT - Software	81,534	3,482.19	23.35%	
INE860A01027	HCL Technologies Limited	IT - Software	84,252	1,557.02	10.44%	
INE669C01036	Tech Mahindra Limited	IT - Software	90,439	1,548.59	10.38%	
INE075A01022	Wipro Limited	IT - Software	2,01,506	1,164.40	7.81%	
INE262H01021	Persistent Systems Limited	IT - Software	15,131	893.58	5.99%	
INE591G01017	Coforge Limited	IT - Software	9,455	821.25	5.51%	
INE214T01019	LTI Mindtree Limited	IT - Software	13,172	813.03	5.45%	
INE368A01018	Mphasis Limited	IT - Software	16,070	478.01	3.20%	
INE010V01017	L&T Technology Services Limited	IT - Services	3,904	206.33	1.38%	
Subtotal				14,855.67	99.60%	
(b) UNLISTED						
Subtotal				NIL	NIL	NIL
Total				NIL	NIL	NIL
Total				14,855.67	99.60%	
Money Market Instruments						
Triparty Repo/ Reverse Repo Instrument						
Triparty Repo				121.39	0.81%	
Total				121.39	0.81%	
OTHERS						
Cash Margin - CCIL				0.16	\$0.00%	
Total				0.16	0.00%	
Net Current Assets				(61.01)	-0.41%	
GRAND TOTAL				14,916.21	100.00%	

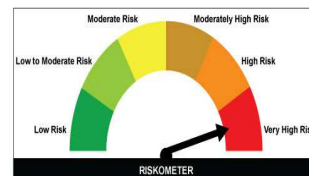
\$ Less Than 0.01% of NAV

SCHEME RISK-O-METER



The risk of the scheme is Very High

**BENCHMARK NAME - NIFTY IT TRI
BENCHMARK RISK-O-METER**



The risk of the benchmark is Very High

Monthly Portfolio Statement as on November 30,2024

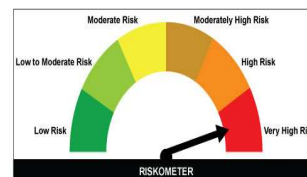
ISIN	Name of the Instrument	Industry / Rating	Quantity	Market/Fair Value (Rs. in Lacs)	% to NAV	YIELD
Equity & Equity related						
(a) Listed / awaiting listing on Stock Exchanges						
INE040A01034	HDFC Bank Limited	Banks	2,10,496	3,780.61	29.31%	
INE090A01021	ICICI Bank Limited	Banks	2,42,726	3,155.68	24.46%	
INE062A01020	State Bank of India	Banks	1,57,005	1,317.19	10.21%	
INE237A01028	Kotak Mahindra Bank Limited	Banks	65,608	1,158.15	8.98%	
INE238A01034	Axis Bank Limited	Banks	98,195	1,115.79	8.65%	
INE095A01012	IndusInd Bank Limited	Banks	50,949	507.38	3.93%	
INE171A01029	The Federal Bank Limited	Banks	1,88,640	397.62	3.08%	
INE028A01039	Bank of Baroda	Banks	1,43,693	354.06	2.74%	
INE092T01019	IDFC First Bank Limited	Banks	5,07,498	325.20	2.52%	
INE476A01022	Canara Bank	Banks	2,59,694	264.91	2.05%	
INE949L01017	AU Small Finance Bank Limited	Banks	43,167	251.81	1.95%	
INE160A01022	Punjab National Bank	Banks	2,28,370	239.56	1.86%	
Subtotal				12,867.96	99.74%	
(b) UNLISTED						
Subtotal				NIL	NIL	NIL
Total				NIL	NIL	NIL
Total				12,867.96	99.74%	
Money Market Instruments						
Triparty Repo/ Reverse Repo Instrument						
Triparty Repo				84.17	0.65%	
Total				84.17	0.65%	
OTHERS						
Cash Margin - CCIL				0.04	\$0.00%	
Total				0.04	0.00%	
Net Current Assets				(51.87)	-0.39%	
GRAND TOTAL				12,900.30	100.00%	

§ Less Than 0.01% of NAV

SCHEME RISK-O-METER



**BENCHMARK NAME - NIFTY BANK TRI
BENCHMARK RISK-O-METER**

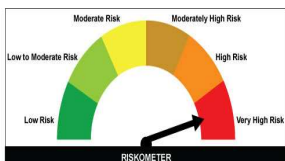


Monthly Portfolio Statement as on November 30,2024

ISIN	Name of the Instrument	Industry / Rating	Quantity	Market/Fair Value (Rs. in Lacs)	% to NAV	YIELD
	Equity & Equity related					
	(a) Listed / awaiting listing on Stock Exchanges					
INE849A1020	Trent Limited	Retailing	52,761	3,585.32	6.49%	
INE101A01026	Mahindra & Mahindra Limited	Automobiles	96,816	2,871.66	5.20%	
INE263A01024	Bharat Electronics Limited	Aerospace & Defense	9,09,518	2,801.32	5.07%	
INE003A01024	Siemens Limited	Electrical Equipment	36,336	2,747.31	4.97%	
INE917I01010	Bajaj Auto Limited	Automobiles	29,159	2,634.12	4.77%	
INE066F01020	Hindustan Aeronautics Limited	Aerospace & Defense	52,438	2,347.57	4.25%	
INE742F01042	Adani Ports and Special Economic Zone Limited	Transport Infrastructure	1,93,440	2,302.03	4.17%	
INE020B01018	REC Limited	Finance	4,09,960	2,183.45	3.95%	
INE134E01011	Power Finance Corporation Limited	Finance	4,28,070	2,120.23	3.84%	
INE935N01020	Dixon Technologies (India) Limited	Consumer Durables	12,657	2,000.74	3.62%	
INE245A01021	Tata Power Company Limited	Power	4,74,763	1,966.23	3.56%	
INE118H01025	BSE Limited	Capital Markets	40,839	1,907.49	3.45%	
INE298A01020	Cummins India Limited	Industrial Products	53,001	1,846.40	3.34%	
INE040H01021	Suzlon Energy Limited	Electrical Equipment	26,31,294	1,657.19	3.00%	
INE814H01011	Adani Power Limited	Power	2,76,534	1,534.21	2.78%	
INE775A01035	Samvardhana Motherson International Limited	Auto Components	8,15,587	1,325.00	2.40%	
INE117A01022	ABB India Limited	Electrical Equipment	16,882	1,252.86	2.27%	
INE053F01010	Indian Railway Finance Corporation Limited	Finance	8,31,524	1,241.80	2.25%	
INE257A01026	Bharat Heavy Electricals Limited	Electrical Equipment	4,54,533	1,141.29	2.07%	
INE274J01014	Oil India Limited	Oil	1,97,905	970.92	1.76%	
INE160A01022	Punjab National Bank	Banks	9,06,672	951.10	1.72%	
INE415G01027	Rail Vikas Nigam Limited	Construction	1,84,878	805.79	1.46%	
INE010B01027	Zydus Lifesciences Limited	Pharmaceuticals & Biotechnology	79,247	765.49	1.39%	
INE848E01016	NHPC Limited	Power	9,12,382	743.04	1.35%	
INE704P01025	Cochin Shipyard Limited	Industrial Manufacturing	47,099	742.89	1.35%	
INE813H01021	Torrent Power Limited	Power	46,368	700.48	1.27%	
INE811K01011	Prestige Estates Projects Limited	Realty	41,405	683.41	1.24%	
INE139A01034	National Aluminium Company Limited	Non - Ferrous Metals	2,78,915	675.36	1.22%	
INE152A01029	Thermax Limited	Electrical Equipment	14,643	672.13	1.22%	
INE343H01029	Solar Industries India Limited	Chemicals & Petrochemicals	6,076	648.99	1.18%	
INE302A01020	Exide Industries Limited	Auto Components	1,38,578	627.20	1.14%	
INE220Q01021	Jindal Stainless Limited	Ferrous Metals	88,928	607.56	1.10%	
INE031A01017	Housing & Urban Development Corporation Limited	Finance	2,52,162	601.68	1.09%	
INE303R01014	Kalyan Jewellers India Limited	Consumer Durables	80,631	584.13	1.06%	
INE07Y01011	Hitachi Energy India Limited	Electrical Equipment	4,117	493.16	0.89%	
INE372A01015	Apar Industries Limited	Electrical Equipment	4,477	452.24	0.82%	
INE171Z01026	Bharat Dynamics Limited	Aerospace & Defense	38,989	448.37	0.81%	
INE338I01027	Mottal Oswal Financial Services Limited	Capital Markets	48,596	446.72	0.81%	
INE249Z01012	Mazagon Dock Shipbuilders Limited	Industrial Manufacturing	8,689	399.19	0.72%	
INE463V01026	Anand Rathi Wealth Limited	Capital Markets	9,446	392.58	0.71%	
INE220B01022	Kalpataru Projects International Limited	Construction	29,863	340.45	0.62%	
INE095N01031	NBCC (India) Limited	Construction	2,87,721	285.48	0.52%	
INE531E01026	Hindustan Copper Limited	Non - Ferrous Metals	1,03,408	285.41	0.52%	
INE615H01020	Titagarh Rail Systems Limited	Industrial Manufacturing	22,617	272.65	0.49%	
INE292B01021	HBL Power Systems Limited	Auto Components	34,231	213.48	0.39%	
INE209L01016	Jupiter Wagons Limited	Industrial Manufacturing	43,384	212.91	0.39%	
INE671H01015	Sobha Limited	Realty	12,756	212.90	0.39%	
INE002L01015	SJVN Limited	Power	1,73,495	199.33	0.36%	
INE177H01039	Godawari Power And Ispat limited	Industrial Products	69,065	130.11	0.24%	
INE103A01014	Mangalore Refinery and Petrochemicals Limited	Petroleum Products	41,413	64.01	0.12%	
	Subtotal			55,095.38	99.80%	
	(b) UNLISTED			NIL	NIL	NIL
	Subtotal			NIL	NIL	NIL
	Total			55,095.38	99.80%	
	Money Market Instruments					
	Triparty Repo/ Reverse Repo Instrument					
	Triparty Repo			561.60	1.02%	
	Total			561.60	1.02%	
	OTHERS					
	Cash Margin - CCIL			0.72	\$0.00%	
	Total			0.72	0.00%	
	Net Current Assets			(425.71)	-0.82%	
	GRAND TOTAL			55,231.99	100.00%	

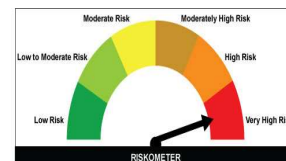
\$ Less Than 0.01% of NAV

SCHEME RISK-O-METER



The risk of the scheme is Very High

BENCHMARK NAME - NIPPON INDIA NIFTY 500 MOMENTUM 50 INDEX FUND
BENCHMARK RISK-O-METER



The risk of the benchmark is Very High

Monthly Portfolio Statement as on November 30,2024

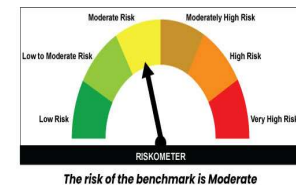
ISIN	Name of the Instrument	Industry / Rating	Quantity	Market/Fair Value (Rs. in Lacs)	% to NAV	YIELD
Debt Instruments						
(a) Listed / awaiting listing on Stock Exchange						
Non Convertible Debentures						
INE774D07VG6	8.01% Mahindra & Mahindra Financial Services Limited**	CRISIL AAA	2,000	2,005.78	12.26%	7.91%
INE756I07FB6	7.96% HDB Financial Services Limited**	CRISIL AAA	2,000	2,002.55	12.24%	7.92%
INE115A07MW4	7.95% LIC Housing Finance Limited**	CRISIL AAA	150	1,512.86	9.25%	7.62%
INE071G07T28	7.95% ICICI Home Finance Company Limited**	ICRA AAA	1,500	1,501.50	9.18%	7.92%
INE033L07IK9	7.71% Tata Capital Housing Finance Limited**	CRISIL AAA	1,500	1,499.19	9.16%	7.74%
INE377Y07383	7.98% Bajaj Housing Finance Limited**	CRISIL AAA	100	1,006.18	6.15%	7.74%
INE860H07IG1	7.92% Aditya Birla Finance Limited**	ICRA AAA	100	1,000.46	6.11%	7.90%
INE306N07NA6	7.68% Tata Capital Limited	CRISIL AAA	100	996.12	6.09%	7.82%
INE261F08DV4	7.62% National Bank For Agriculture and Rural Development**	CRISIL AAA	700	702.83	4.30%	7.46%
INE975F07IS6	8.37% Kotak Mahindra Investments Limited**	CRISIL AAA	500	506.58	3.10%	7.79%
INE134E08JI0	7.74% Power Finance Corporation Limited	CRISIL AAA	50	504.45	3.08%	7.40%
INE296A07TC9	8.12% Bajaj Finance Limited**	CRISIL AAA	500	503.27	3.08%	7.80%
INE557F08FZ1	7.59% National Housing Bank**	CRISIL AAA	500	502.39	3.07%	7.38%
INE916DA7RX0	7.99% Kotak Mahindra Prime Limited**	CRISIL AAA	50	502.33	3.07%	7.78%
INE053F07AD1	7.54% Indian Railway Finance Corporation Limited**	CRISIL AAA	50	502.11	3.07%	7.37%
INE020B08FF1	7.56% REC Limited**	ICRA AAA	500	501.07	3.06%	7.45%
Subtotal				15,749.67	96.27%	
(b) Privately placed / Unlisted						
Subtotal				NIL	NIL	NIL
(c) Securitised Debt						
Subtotal				NIL	NIL	NIL
Total				15,749.67	96.27%	
Money Market Instruments						
Triparty Repo/ Reverse Repo Instrument						
Triparty Repo						
Total				185.42	1.13%	
OTHERS						
Cash Margin - CCIL						
Total				0.27	0.00%	
Net Current Assets				425.54	2.60%	
GRAND TOTAL				16,360.90	100.00%	

** Non Traded Securities/illiquid Securities
 \$ Less Than 0.01% of NAV

SCHEME RISK-O-METER



BENCHMARK NAME - CRISIL-IBX AAA FINANCIAL SERVICES INDEX - JAN 2028
BENCHMARK RISK-O-METER

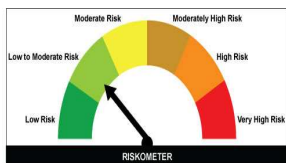


Monthly Portfolio Statement as on November 30,2024

ISIN	Name of the Instrument	Industry / Rating	Quantity	Market/Fair Value (Rs. in Lacs)	% to NAV	YIELD
Debt Instruments						
(a) Listed / awaiting listing on Stock Exchange						
Non Convertible Debentures						
INE033L07IC6	7.84% Tata Capital Housing Finance Limited**	CRISIL AAA	1,000	1,000.76	11.04%	7.78%
INE860H07HN9	6.55% Aditya Birla Finance Limited**	ICRA AAA	100	977.90	10.79%	8.00%
INE756I07DX5	6.35% HDB Financial Services Limited**	CRISIL AAA	90	876.11	9.67%	7.99%
INE916DA7SL3	8.09% Kotak Mahindra Prime Limited**	CRISIL AAA	500	501.96	5.54%	7.86%
INE660A07RQ0	8.04% Sundaram Finance Limited**	CRISIL AAA	500	501.49	5.53%	7.85%
INE296A07TB1	8.1% Bajaj Finance Limited**	CRISIL AAA	500	501.46	5.53%	7.85%
INE377Y07490	7.98% Bajaj Housing Finance Limited**	CRISIL AAA	500	501.38	5.53%	7.78%
INE115A07KE6	7.9% LIC Housing Finance Limited**	CRISIL AAA	50	500.98	5.53%	7.74%
INE020B08FC8	7.7% REC Limited**	ICRA AAA	500	500.32	5.52%	7.56%
INE134E08IK8	7.56% Power Finance Corporation Limited**	CRISIL AAA	50	499.60	5.51%	7.58%
INE556F08KJ7	7.55% Small Industries Dev Bank of India**	CRISIL AAA	500	499.54	5.51%	7.58%
INE261F08EA6	7.5% National Bank For Agriculture and Rural Development**	CRISIL AAA	500	499.02	5.51%	7.59%
INE916DA7RS0	7.48% Kotak Mahindra Prime Limited**	CRISIL AAA	50	496.77	5.48%	7.86%
INE891K07721	6.8% Axis Finance Limited**	CRISIL AAA	50	490.51	5.41%	7.88%
INE975F07IM9	8.04% Kotak Mahindra Investments Limited**	CRISIL AAA	400	400.95	4.42%	7.87%
Subtotal				8,748.75	96.52%	
(b) Privately placed / Unlisted						
Subtotal				NIL	NIL	NIL
(c) Securitised Debt						
Subtotal				NIL	NIL	NIL
Total				8,748.75	96.52%	
Money Market Instruments						
Triparty Repo/ Reverse Repo Instrument						
Triparty Repo						
Total				154.42	1.70%	
OTHERS						
Cash Margin - CCIL						
Total				0.21	0.00%	
Net Current Assets				160.76	1.78%	
GRAND TOTAL				9,064.14	100.00%	

** Non Traded Securities/Illiquid Securities
\$ Less Than 0.01% of NAV

SCHEME RISK-O-METER



BENCHMARK NAME - CRISIL-IBX AAA FINANCIAL SERVICES INDEX – DEC 2026
BENCHMARK RISK-O-METER

